

today




Find the quality you're looking for

Company knows true service doesn't begin until the product reaches your doorstep.

»page 8



Esthetics backed by science

When it comes to implants, light pink and the color of natural teeth have a lot in common.

»page 8



Take another look at 3-D navigation

Same-day guided surgery just got an upgrade, with higher precision and shorter treatment times.

»page 10

Take a look around

■ It's a good day here in Chicago. We all got an extra hour of sleep, and more importantly, the doors to the exhibit hall here at the AAP 105th Annual Meeting are finally open.

For the next three days, you can check out the more than 300 booths showcasing the latest periodontal products, services and technologies. But that's not all you can do.

Over at the Speaker Studio, in booth No. 1045, you can listen to and engage with invited speakers and key opinion leaders.

Are you a new practitioner or recent graduate looking for that perfect job? Stop by the AAP Career Fair to meet, network and get some leads.

Finally, express your creative side on the Chicago-themed graffiti wall at the Perio Park, booth No. 150.

The exhibit hall closes at 6:30 p.m.

(Source: AAP)



■ Dr. Istvan Urban answers questions following his session, 'Predictable Vertical Ridge Augmentation,' in the Speaker Studio during the 2018 AAP Annual Meeting. (Photo/*today* Staff file photo)

2019 Innovation Grant Recipients announced

By AAP Staff

■ The American Academy of Periodontology (AAP) is pleased to announce that members Kevin M. Byrd, DDS, PhD; Maria L. Geisinger, DDS, MS; and Chun-Teh Lee, DDS, MS, DMSc, are the 2019 recipients of the SUNSTAR Innovation Grant.

Each winner will receive \$30,000 for their research projects as part

of the AAP's partnership with oral health and technology company SUNSTAR, which has committed to awarding scientific grants to AAP members whose investigations show significant potential to advance the specialty of periodontics.

Byrd's research project, "An Atlas of Experimental Gingivitis in Humans at Single Cell Resolution," aims to develop chairside tools to predict gin-

givitis to periodontitis conversion (i.e., at-risk individuals) and to develop specific adjuvant therapies for periodontitis-afflicted individuals based on the principles of precision medicine.

"Recently, there has been an exponential increase in our understanding of human diseases," Byrd said. "However, even for common oral diseases like periodontitis, we have just begun

to grasp the complexity of interactions at play."

Geisinger's research project, "Development of Multimedia Educational Materials for Caregivers to Enable Optimal Oral Hygiene Provisions for Patients with Dementia," intends to develop multimedia tools that can be used to educate professional and

»see GRANT, page 4

15% OFF! All Your Periodontal Needs

AAP show
November 2–5

2019

See you in
Chicago!

Do not miss out on
these limited-time only,
AAP-specific offers!



Come check out the merchandise counter at Booth #627 and take advantage of the fantastic AAP offer of 15% off all your Periodontal needs! Be sure to ask about the products we are featuring exclusively during the show—more specifically:

- Henry Schein Acclean chlorhexidine Oral Rinse (900-4010)
- Henry Schein Maxima® Sutures & PTFE Surgical Sutures (112-7254 & 570-1048)
- Henry Schein Criterion CR Chloroprene Glove (112-6858)
- Septodont Septocaine Cartridge (228-8210)
- Dentsply Oraqix Periodontal Gel (555-0626)
- GC America Coe-Pack Periodontal Dressing (333-7685)
- Colgate PreviDent 5000 Sensitive Toothpaste (543-0221)
- J&J Ethicon Surgifoam Absorbable Gelatin Sponge (654-7781)

Supplies | Equipment | Practice Management Systems | Digital Technology | Technical Service | Business Solutions

 **HENRY SCHEIN**[®]
DENTAL

 **Rely on Us**[™]

© 2019 Henry Schein, Inc. No copying without permission.
Not responsible for typographical errors. 19NB2559

PIEZOART3

2-in-1 Piezo + Implant Motor Combo Unit



\$6,995
MSRP: \$9,000

Includes 6 Tips, 1 LED Handpiece, Instruction & Installation Guide Only (No Bonus Option)

MSRP: ~~\$9,000~~

\$7,500

Includes 6 Tips, 1 LED Handpiece, Instruction & Installation Guide

+ CHOOSE A BONUS OPTION

OPTION 1

- +4 Tips (MSRP: \$480)
- +1 LED Handpiece (MSRP: \$1,050)
- +2 Non-LED Implant Handpieces (MSRP: \$1,000)

OPTION 2

- Choose MSRP \$2,000 worth of instruments & kits
- + PRF Set: 1x PRF Unit, 100x Blood Collection Tubes, 1x PRF Box, 1x Atraumatic Tweezers (S1286), 1x Goldman Fox Scissors (S1169TC) (MSRP: \$1,200)

PIEZOART2

MSRP: \$6,500

\$5,000

Includes 6 Tips, 1 LED Handpiece, Instruction & Installation Guide

+ CHOOSE A BONUS OPTION

OPTION 1

- +4 Tips (MSRP: \$480)
- +1 LED Handpiece (MSRP: \$1,050)

OPTION 2

- +2 Tips (MSRP: \$240)
- +1 LED Handpiece (MSRP: \$1,050)
- +1 Autoclavable Tube (MSRP: \$180)

OPTION 3

- Choose MSRP \$2,000 worth of instruments & kits



\$4,500
MSRP: \$6,500

Includes 6 Tips, 1 LED Handpiece, Instruction & Installation Guide Only (No Bonus Option)

GRANT *“from page 1”*

familial caregivers for patients with moderate to severe dementia about delivery of oral hygiene.

“Our team at the University of Alabama at Birmingham, in conjunction with our geriatric specialist nursing faculty, has developed a protocol that reduces care resistant behavior during oral hygiene delivery to dementia patients,” Geisinger said.

Lee’s research project, “Improving Periodontal Health through a Precision Periodontal Health Care Chart,” aims to effectively educate patients, monitor their risk profile for periodontitis progression and improve treatment outcomes using a Precision Periodontal Health Care Chart in the electronic health record system.

According to Lee, “The Precision Periodontal Health Care Chart will

For more information

For more information on the SUNSTAR Innovation Grant, contact Stephanie Heffner, scientific affairs & policy manager, at stephanie@perio.org. For information about AAP and periodontology, visit perio.org.

provide patients information about the association between periodontitis and systemic diseases and a personal risk profile for periodontitis.”

As part of the Innovation Grant program, SUNSTAR has committed \$250,000 toward six research grants to select AAP members during a three-year period, which began in 2017. Members of the AAP’s Research Submissions Committee examine all abstracts against criteria established by SUNSTAR and the academy.

Bird, Geisinger and Lee are the fourth, fifth and sixth recipients of the award.

“These three projects have the potential to have a profound impact on the practice of periodontics and the quality of care received by periodontal patients,” said Richard T. Kao, DDS, PhD, president of the AAP.

Tom Raish, senior brand manager, Guidor of SUNSTAR Americas, said: “This year’s work by the SUNSTAR Innovation Grant recipients continues to provide support toward the commitment to improving oral health and prevention of periodontal disease. We at SUNSTAR are pleased to partner with the AAP in providing this platform for scientific research and, subsequently, the improvement of patient health.”

Bird, Geisinger and Lee will present their results at a future meeting.

AD



register for FREE

- education everywhere and anytime
- live and interactive webinars
- more than 1,000 archived courses
- a focused discussion forum
- free membership
- no travel costs
- no time away from the practice
- interaction with colleagues and experts across the globe
- a growing database of scientific articles and case reports
- ADA CERP-recognized credit administration

www.DTStudyClub.com

Dental Tribune Study Club

Join the largest educational network in dentistry!

ADA CERP® | Continuing Education Recognition Program

ADA CERP is a service of the American Dental Association to assist dental professionals in identifying quality providers of continuing dental education. ADA CERP does not approve or endorse individual courses or instructors, nor does it imply acceptance of credit hours by boards of dentistry.

DT STUDY CLUB
COURSES | WEBINARS | BLOGS | JOURNALS

dti | Dental Tribune International

today About the Publisher

Tribune America, LLC
118-35 Queens Blvd., Ste. 400
Forest Hills, N.Y. 11375
Phone: (212) 244-7181
Fax: (212) 244-7185
E-mail: info@dental-tribune.com
www.dental-tribune.com

Publisher & Chairman
Torsten Oemus
t.oemus@dental-tribune.com

President/Chief Executive Officer
Eric Seid
e.seid@dental-tribune.com

Group Editor
Kristine Colker
k.colker@dental-tribune.com

Managing Editor
Fred Michmershuizen
f.michmershuizen@dental-tribune.com

Managing Editor
Sierra Rendon
s.rendon@dental-tribune.com

Managing Editor
Robert Selleck
r.selleck@dental-tribune.com

Product/Account Manager
Humberto Estrada
h.estrada@dental-tribune.com

Product/Account Manager
Maria Kaiser
m.kaiser@dental-tribune.com

Product/Account Manager
Jordan McCumbee
j.mccumbee@dental-tribune.com

Client Relations Coordinator
Leerol Colquhoun
l.colquhoun@dental-tribune.com

Accounting Department
Nirmala Singh
n.singh@dental-tribune.com

dti | Dental Tribune International

Published by Tribune America
© 2019 Tribune America, LLC
All rights reserved.

today American Academy of Periodontology Annual Meeting Dailies Vol. 4 appear during the AAP 2019 Annual Meeting in Chicago, Illinois, Nov. 3–5, 2019.

Tribune America makes every effort to report clinical information and manufacturers’ product news accurately, but cannot assume responsibility for the validity of product claims, or for typographical errors. The publishers also do not assume responsibility for product names or claims, or statements made by advertisers.

Opinions expressed by authors are their own and may not reflect those of Tribune America or Dental Tribune International.



NobelPearl™

It's
ceramic
it's
UNIQUE



The ceramic implant renaissance is here. Add a new solution to your portfolio that taps into natural biology, beauty and beyond. A harmonic exhibition of strength and soft-tissue support that is metal free. That's the unique NobelPearl.

nobelbiocare.com/nobelpearl

Nobel Biocare USA, LLC, 22715 Savi Ranch Parkway, Yorba Linda, CA 92887; Toll free 800 322 5001; Technical support 888 725 7100
© 2019 Nobel Biocare USA, LLC. All rights reserved. (GMT 64352) Distributed by: Nobel Biocare, Legal manufacturer: Dentalpoint AG, Bodenackerstrasse 3, CH-8957 Spreitenbach, Switzerland. Nobel Biocare, the Nobel Biocare logotype and all other trademarks are, if nothing else is stated or is evident from the context in a certain case, trademarks of Nobel Biocare. Please refer to nobelbiocare.com/trademarks for more information. Product images are not necessarily to scale. All product images are for illustration purposes only and may not be an exact representation of the product. Please contact the local Nobel Biocare sales office for current product assortment and availability. Disclaimer: For prescription use only. Caution: Federal (United States) law restricts this device to sale by or on the order of a licensed clinician, medical professional or physician. See Instructions For Use for full prescribing information, including indications, contraindications, warnings and precautions.

Navident 2 streamlines and simplifies workflow with navigation guidance

Second-generation takes away stress of stent making and doing an extra scan

By ClaroNav Staff

■ Similar to the way in which a GPS

Here in Chicago

To learn more about the Navident and try it for yourself, stop by the ClaroNav booth, No. 1117.


system guides a driver, Navident by ClaroNav guides clinicians by using the CBCT image as a map. It offers surgeons an easy-to-use, accurate, highly portable and affordable means

of planning restorations and implant placements, according to the company.

With Navident 2, clinicians will no longer need to do a special, extra scan. They can use the diagnostic scan already available for the patient.

The stress of stent making is also gone because a stent is no longer required.

Trace and Place (TaP) is a game-



Attendees check out the ClaroNav booth during a recent trade show. Find ClaroNav today at booth No. 1117. (Photo/Humberto Estrada, today Staff)

changing development for dynamic navigation, the company asserts. With TaP, the Navident workflow is streamlined, efficient, user-friendly and seamlessly integrated into the daily practice.

“Trace and Place is a real tipping point for dynamic navigation guidance,” said user Dr. George Mandelaris, a periodontist from Chicago. “It has streamlined and simplified the workflow in both the diagnostic and surgical phases to allow state-of-the-art technology to be an everyday component of my surgical implant practice. I cannot imagine going back!”

Implantology specialists who have used Navident 2.0 have said they have experienced negligible operator stress, improved time efficiency and an increase in patient acceptance, according to the company.

The accuracy offered by the new version, combined with the need for minimal tissue manipulation, is conducive to a shorter and better recovery process for patients, the company asserts.

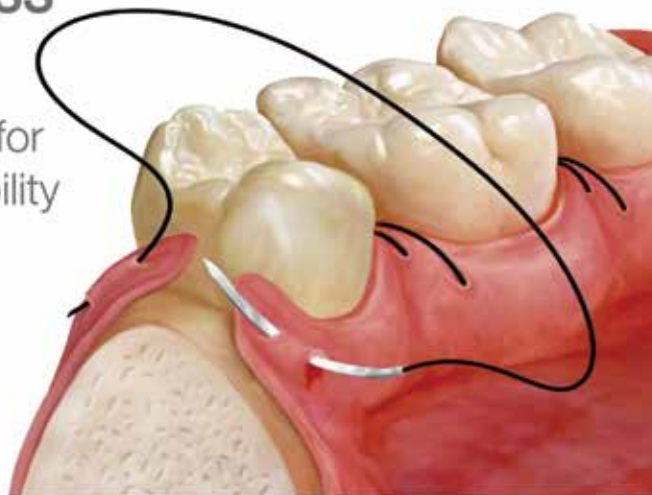
Clinicians are invited to learn about Navident at booth No. 1117.

AD

LOOK  **TRUST IN A HISTORY OF VALUE**
Surgical Sutures

NOW WITH 302 STAINLESS STEEL NEEDLES!


German engineered needles for superior sharpness and durability



Visit Booth #1137 to see what's new from LOOK™




SURGICAL SPECIALTIES CORPORATION™



predictable, immediate results

introducing Tapered Pro

Immediate implant treatment requires predictability. Tapered Pro implants have been developed based on over 10 years of tapered implant success. The unique design elements provide a predictable solution for immediate treatment.



design features include:

- tapered body and aggressive threads provide primary stability
- end cutting, self-tapping thread design for controlled implant placement in challenging sites
- reduced collar diameter preserves vital bone
- unique Laser-Lok microchannels create connective tissue attachment and retain crestal bone, allowing better control of esthetic outcomes

For more information, contact BioHorizons
Customer Care: 888.246.8338 or
shop online at www.biohorizons.com

#AreYouAPro

BIOHORIZONS[®]
SCIENCE • INNOVATION • SERVICE

Esthetics backed by science

By Keystone Dental Staff

■ When it comes to immediate placement and long-term esthetics, look no farther than Genesis – The Biomimetic Implant System™.

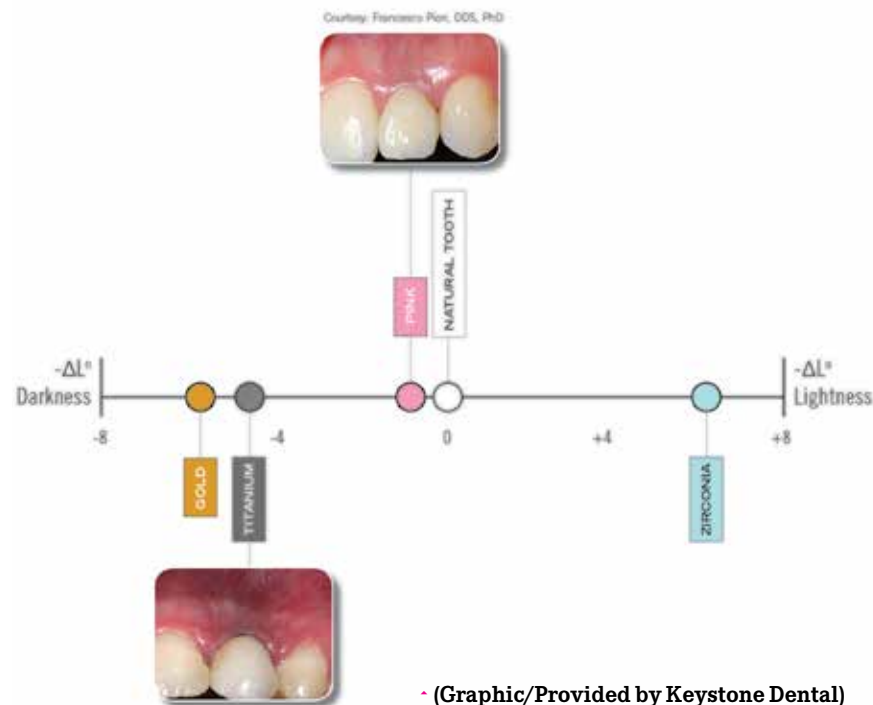
Being offered here at the AAID, the product offers a dual thread design for immediate placement in an extraction socket while its Anatite™ pink surface provides a natural hue through the peri-implant mucosa.

Micro threads minimize pressure on the cortical bone while aggressive macro threads offer primary mechanical stability, especially in soft bone – providing optimal insertion torque and immediate function in all bone types, according to the company.

The BioSpark™ proprietary anodic spark deposition (ASD) process produces a charged macro-micro-nano textured surface that mimics the chemical composition and structure of natural bone.

The dark gray shadow of traditional titanium implants is no longer a concern with an AnaTite pink surface, featuring a natural, uniformly pink hue that closely resembles the peri-implant mucosa.

According to an independent study conducted through the Harvard School of Dental Medicine, light pink produces colors of peri-implant



mucosa with the hue, purity and lightness most similar to that of a natural tooth'.

To learn more about Genesis, check out the following resources:

1. Le Guehennec L, Soueidan A, Layrolle P, Amouriq Y. Surface treatments of tita-

nium dental implants for rapid osseointegration. *Dental Materials*. 23;2007:844-854.

2. Sandrini E, Giordano C, Busini V, Signorelli E, Cigada A. Apatite formation and cellular response of a novel bioactive Titanium. *Journal of Materials Science: Materials in Medicine* 18;2007:1225-1237.
3. Giordano C, Sandrini E, Del Curto B, Signorelli E, Rondelli G, Di Silvio L. Tita-

Here in Chicago

To see the Genesis and learn more about it, stop by the Keystone Dental booth, No. 729.

nium for osteointegration: Comparison between a novel biomimetic treatment and commercially exploited surfaces. *Journal of Applied Biomaterials & Biomechanics* 2004;2:35-44.

4. Sandrini E, Morris C, Chiesa R, Cigada A, Santin M. In vitro assessment of the osteointegrative potential of a novel multiphase anodic spark deposition coating for orthopedic and dental implants. *J Biomed Mater Res Part B: Appl Biomater*. 73B;2005:392-399.
5. Giavaresi G, Chiesa R, Fini M, Sandrini E. Effect of a Multiphase Anodic Spark Deposition Coating on the Improvement of Implant Osseointegration in the Osteopenic Trabecular Bone of Sheep. *The Int'l Jnl of Oral & Maxillofacial Implants* 23(4); 2008:659-668.
6. Giavaresi G, et al, A novel multiphase anodic spark deposition coating for the improvement of orthopedic implant osseointegration: An experimental study in the cortical bone of sheep. *J Biomed Mater Res Part A*: 2007:1022-1031.

* Adapted from Ishikawa-Nagai S, DaSilva JD, Weber HD, Park SE, Optical phenomenon of peri-implant soft tissue. Part II. Preferred implant neck color to improve soft-tissue esthetics. *Clin Oral Impl Res* 18;2007:575-580. **Keystone Dental data on file. 2010 courtesy of Dr. N. Bittner, Asst. Prof. Columbia UCDM.

DoWell: Committed to quality products

■ DoWell Dental Products is a fast-growing instrument company committed to becoming the most loved and trusted one in the dental industry, which it hopes to achieve by offering high-end tools, speedy delivery and stellar customer service.

With hundreds of products at prices dentists love, according to the company, DoWell Dental Products aims to earn the loyalty of all clinicians with its fast delivery and cutting-edge logistics.

At DoWell, the company believes true service starts after the product you ordered arrives at your door. A team of associates are available via phone or e-mail to ensure satisfaction.

Employees also understand that clinicians have many options when it comes to products, and they strive to show thanks and appreciation to all those who order from them. One of the ways they do this is by continually improving their instruments and Piezo units and developing new ones.

Take the PiezoART, an ultrasonic

Here in Chicago

To learn more about DoWell Dental Products and the PiezoART 3, stop by the booth, No. 443.

bone-cutting system driven with Piezoelectric technology, for instance. The PiezoART system is designed for osteotomy and osteoplasty and used in implantology, periodontology, endodontics and orthodontic surgery. It features elaborated cutting for surgical precision and intra-operative sensibility and selective cutting for hard tissues without causing damage to soft tissue.

PiezoART generation 3 is the latest innovation, as it includes both ultrasonic technology and an implant motor in one. With this unit, being able to access both piezo and the implant motor means a faster and more proficient approach to your surgical needs.

(Source: DoWell Dental Products)



• The PiezoART 3. (Photo/Provided by DoWell Dental Products)

ALL NEW INFINITY OCTAGON BONE LEVEL TAPERED (BLT)



PRIMARY STABILITY WITH MORE OPTIONS

QUALITY, COMPATIBLE IMPLANTS. UNBEATABLE VALUE.

infinity Dental Implant Systems are built to respect the relationship between your practice and your referring dentists. We understand the importance of delivering a truly compatible solution for your entire clinical network without having to overpay for it. From surgical placement to final restoration, you can be assured that every infinity Dental Implant System will deliver quality, compatibility, and value to your implant practice.

To learn more, visit www.acesurgical.com or call to speak with one of our implant specialists at 800.441.3100.


infinity
Dental Implant Systems

www.acesurgical.com

800.441.3100

VISIT ACE AT BOOTH #621


ACE

ACE Surgical Supply Co., Inc.

Copyright © 2019 ACE Surgical Supply Co., Inc.