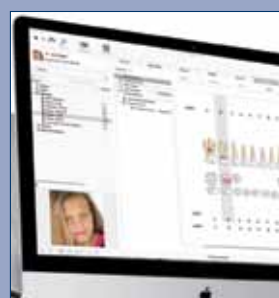


today



Take your practice software mobile

Sign in, data entry and scheduling all just got a little bit easier.

»page 4



No saliva contamination here

Try-ins can help keep your zirconia crowns damage free.

»page 6



Spend more time with your patients

New hygiene handpiece can free you from your infection-control burden.

»page 10

Time to get moving



• The EMP Museum here in Seattle. (Photo/Provided by EMP Museum)

■ Take a look around. Pike Place Market, The Space Needle and the EMP Museum are all within a short distance. And even closer are some of the top thought leaders in pediatric dentistry, gathered here for this weekend's American Academy of Pediatric Dentistry (AAPD) annual session.

According to AAPD President Dr. Edward H. Moody: "We are thrilled to have our meeting in Seattle, as we have not been to the Pacific Northwest in more than 20 years. Our scientific program promises to deliver the cutting-edge topics our members have come to expect and more."

AAPD 2015 kicked off the fun on Wednesday with the third annual Dental Home Day, in which a day of

» see MOVING, page 2

AAPD to honor award recipients

■ In addition to all the education and social activities of the weekend, there are many honors to be handed out to those who go above and beyond in their profession and in their community.

AAPD will celebrate these achievements throughout this week's annual session. Five of the six awards will be presented today during the opening ceremony and keynote address. The other, the Merle C. Hunter Leadership Award, will be presented during the general assembly and awards recognition ceremony on Sunday.

All award recipients will also be recognized on Sunday at the Presidents' Farewell Dinner.



• From left, Dr. Bud Conklin, Dr. Janice Townsend, Dr. Lynn Fujimoto, Dr. Paul A. Reggiardo and Dr. Sara Filstrup.

The recipients and their awards are:

• Manuel B. Album Award to Dr. Bud Conklin

• Jerome B. Miller/For the Kids Award to Dr. Janice Townsend

• Lewis A. Kay Excellence in Education Award to Dr. Lynn Fujimoto

• Pediatric Dentist of the Year Award to Dr. Paul A. Reggiardo

• Merle C. Hunter Leadership Award to Dr. Sara Filstrup

(Photo/Provided by AAPD)

MOVING *“from page 1*

free dental care and services was provided for children ages 1 to 18. This year's event was sponsored/provided by the University of Washington Center for Pediatric Dentistry; Healthy Smiles, Healthy Children: The Foundation of the AAPD; and Sunstar.

The excitement continued Thursday with the Welcome Reception, which included exclusive access to the Experience Music Project Museum, the Space Needle and the Chihuly Museum and Gardens.

But if you missed those, no need to fret. You can still attend Sunday's Presidents' Farewell Dinner at the Fremont Studios in order to mingle with all your colleagues.

You also still have time to attend the

Here in Seattle

For more information on courses or for a list of exhibitors, pick up the on-site program or download the AAPD 2015 app to your smartphone.

keynote address, being held today and featuring Frank Abagnale with “The True Story of Catch Me If You Can.” An authority on forgery, embezzlement and secure documents, Abagnale became an expert of sorts 40 years ago as a world-famous con man as depicted in his best-selling book, “Catch Me If You Can.” Leonardo DiCaprio and Tom Hanks starred in a Steven Spielberg film based on the book.

Exhibit hall

In addition to the wide variety of edu-

cational workshops and seminars, you can also find a myriad of companies offering up products and services in the exhibit hall this weekend.

At the AAPD booth, you can pick up a copy of the Coding Manual, the new pediatric dentistry handbook. Also in the exhibit hall is the Healthy Smiles, Healthy Children Donor Lounge, where you can learn more about Access to Care Grants and donate to its supporting foundation.

The exhibit hall schedule provides plenty of time to explore without conflicting with education courses, while also leaving time to enjoy the city.

A hospitality area on the exhibit hall floor is offering a continental breakfast, and there will be complimentary beverages each morning and afternoon. Lunch is available for purchase.

AD

*“My personal journey at LVI taught me the most cutting edge techniques in dentistry. It taught me how important it is to work on my business and most of all to **love what I do** and provide my patients with life changing dentistry.”*

Dr. Conchi M. Sanchez-Garcia, Miami, FL




**LOVE WHAT YOU DO.
DO WHAT YOU LOVE.
LVI CAN SHOW YOU HOW.**

888.584.3237 | LVI Global.com | concierge@lviglobal.com



Changing Dentistry. Changing Lives.

ADA CERP® | Continuing Education Recognition Program



Las Vegas Institute for Advanced Dental Studies, LVI Global is an ADA Recognized Provider. ADA CERP is a service of the American Dental Association to assist dental professionals in identifying quality providers of continuing dental education. ADA CERP does not approve or endorse individual courses or instructors, nor does it imply acceptance of credit hours by boards of dentistry. Concerns or complaints about a CE provider may be directed to the provider or to ADA CERP at www.ada.org/goto/cerp.

Academy of General Dentistry Approved PACE Program Provider FAGD/MAGD Credit Approval does not imply acceptance by a state or provincial board of dentistry or AGD endorsement. 6-1-11 to 5-31-15 Provider ID 208402

today

About
the Publisher

Tribune America, LLC
116 W. 23rd St., Suite 500
New York, N.Y. 10011
Phone: (212) 244-7181
Fax: (212) 244-7185
E-mail: info@dental-tribune.com
www.dental-tribune.com

Publisher & Chairman
Torsten Oemus
t.oemus@dental-tribune.com

President/Chief Executive Officer
Eric Seid
e.seid@dental-tribune.com

Group Editor
Kristine Colker
k.colker@dental-tribune.com

Managing Editor
Fred Michmershuizen
f.michmershuizen@dental-tribune.com

Managing Editor
Sierra Rendon
s.rendon@dental-tribune.com

Managing Editor
Robert Selleck
r.selleck@dental-tribune.com

Product/Account Manager
Humberto Estrada
h.estrada@dental-tribune.com

Product/Account Manager
Maria Kaiser
m.kaiser@dental-tribune.com

Product/Account Manager
Will Kenyon
w.kenyon@dental-tribune.com

Business Development Manager
Travis Gittens
t.gittens@dental-tribune.com

Education Director
Christiane Ferret
c.ferret@dtstudyclub.com

Accounting Department
Nirmala Singh
n.singh@dental-tribune.com

dti Dental
Tribune
International

Published by Tribune America
© 2015 Tribune America, LLC
All rights reserved.

today American Academy of Pediatric Dentistry Show Dailies Vol. 1 appear during the AAPD 2015 Annual Session in Seattle, Washington, May 22–24, 2015.

Tribune America makes every effort to report clinical information and manufacturers' product news accurately, but cannot assume responsibility for the validity of product claims, or for typographical errors. The publishers also do not assume responsibility for product names or claims, or statements made by advertisers.

Opinions expressed by authors are their own and may not reflect those of Tribune America or Dental Tribune International.

Beyond innovation.

NuSmile® **ZR**
ZIRCONIA

A complete zirconia restorative system based on scientific evidence.

Be confident in your choice.

NuSmile products are developed specifically for pediatric dentistry and used by more dentists than any other brand. If it's from NuSmile it's backed by thorough research and designed to deliver time saving efficiencies... all at an exceptional price. It's that simple.

Only NuSmile **ZR** zirconia crown kits include **FREE Try-In** crowns for the best retention and fewer steps.

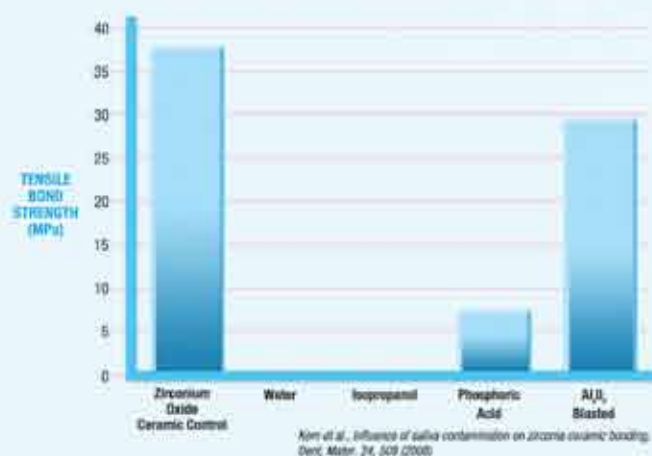
Stronger Retention

This independent study of various cleaning regimes shows zirconia free of contaminants from saliva and blood has superior retention to any cement. NuSmile **Try-In** crowns allow the final crown to remain untouched by saliva and blood until cementation.

Time Savings

NuSmile **Try-In** crowns equal quicker restorations. Less time doing treatment means a happier patient and clinician, and increased productivity.

Effect of Saliva Contamination on Zirconium Oxide Ceramic



Visit us at **Booth 405** to enter Daily Drawings for Special Gifts and **20% Off** NuSmile products!

Save even more when you purchase a NuSmile **ZR** Smart Bundle!



Learn more about the science behind NuSmile products at www.nusmilecrowns.com/ZRstudies

Proud to be an **AAPD Strategic Partner**

NuSmile®
Smiles ahead.

1-800-346-5133 | www.nusmilecrowns.com | +1-713-861-0033





• (Photo/Provided by MacPractice)

Built for your future

By MacPractice Staff

■ While pediatric dentists can select from a number of practice management software applications, few developers create their software specifically for dentists who treat children. With 30,000 users and 130

Here in Seattle

Come learn more about MacPractice and find out how it can work for you at the booth, No. 800.

employees who develop and support its products, MacPractice is a leading developer of software for doctors who prefer to use innovative Apple technology for its ease of use, reliability and lower cost of maintenance.

MacPractice DDS is a comprehensive practice management and clinical software program, featuring billing, recall, next-generation charting for children and adults, Mac-native digital imaging, certified EDR/EHR, best-of-class reputation marketing and integrated online patient services. In addition, MacPractice works seamlessly with some of the best manufacturers of sensors, phosphor plate, panoramic, cephalometric, cone-beam and intraoral camera solutions that are practical for small mouths.

The world is going mobile, and you should too. That's why MacPractice developed mobile apps such as Patient Check In and Clipboard for iPad to streamline patient registration. These apps eliminate the sign-in sheet and clerical staff data entry. With iEHR for iPad, a dentist can also show parents their child's X-rays and photos on an iPad in the exam room while discussing treatment.

For busy practices with small reception areas, MacPractice offers online patient registration and a forthcoming option for online scheduling. With Patient Portal, parents can see upcoming appointments and communicate securely with the doctor, avoiding HIPAA violations and penalties, up to \$50,000 per incident.

Did you know that 70 percent of dentists who treat children accept Medicaid and are eligible for \$63,750 per dentist of government incentives if they use ONC-ACB 2014 Edition certified software like MacPractice DDS? And certified software like MacPractice has superior security and other advanced benefits, such as secure messaging built-in.

In addition, MacPractice software was specifically designed to accommodate multi-specialty practices, making it especially well suited for a pediatric dentist who wishes to practice with an orthodontist or other specialist(s).

Stop by booth No. 800 here at AAPD to learn more. Also, you can register at MacPractice.com to see demo videos or register for an intro webinar. Come learn more about MacPractice.

AGD 2015 SAN FRANCISCO *a golden opportunity*

June 18 to 21, 2015 Moscone West Convention Center www.agd2015.org



You're invited to:


- Experience cutting-edge continuing dental education
- Witness the latest in innovative technologies and treatment techniques
- Network with like-minded peers

Bring your entire dental team to San Francisco to get the most out of this experience for your practice!

With new enhancements and program offerings, AGD 2015 is one event you will not want to miss.

Register Today at
[www.agd2015.org!](http://www.agd2015.org)





For a limited time, we will give you an ēsamate low speed handpiece FREE* when you purchase one ēsa ST Economy Pack (1,000 disposable angles). So by spending around \$550, you get a state-of-the-art \$450 handpiece FREE!

Designed for fast-paced pediatric practices, the ēsamate handpiece increases efficiency by easing your infection control burden, which reduces changeover time between patients.

Since ēsa ST connects directly to the ēsamate handpiece, there's no need to sterilize straight nose cones, so you have more time for patient care. Consider the savings in pouches and plastic sleeves alone!

And the ēsa/ēsamate prophylaxis system helps ensure OSHA compliance in the hygiene room.

The lube-free ēsamate is super light, weighing just 2 ounces ... and it's backed by a 2-year warranty! So free yourself from wrist-fatigue ... from the infection control burden ... from the drudgery of sterilizing or repairing nose cones. Order the ēsamate prophylaxis system today to maximize the ergonomics and economics in your practice!

ēsamate
Low-Speed Handpiece

Take advantage of this FREE limited time offer by visiting us at AAPD Booth No. 421!



• (Photo/Provided by NuSmile)

Don't let saliva contamination compromise your zirconia crowns

By Dr. Jane A. Soxman, DDS

AD

 The advertisement features a background image of the Jacques-Cartier Bridge at night. Overlaid on the image are several graphic elements:

- Top left: "MONTRÉAL, Canada" in white, "2015" in large orange letters, "May 22nd to 26th" in white, and "Palais des congrès de Montréal" in small white text.
- Top right: A logo consisting of a stylized globe and the text "Journées dentaires internationales du Québec" in orange.
- Middle left: "CANADA'S LARGEST BILINGUAL DENTAL MEETING" in white and red.
- Bottom left: A logo of a stylized head with a tooth and the text "DENTISTS. DOCTORS WHO PUT A SPOTLIGHT ON YOUR ORAL HEALTH." in white.
- Bottom right: "45th ANNUAL CONVENTION OF THE ORDRE DES DENTISTES DU QUÉBEC" in white, the website "www.odq.qc.ca" in white, and the "Ordre des dentistes du Québec" logo in red.

■ There is no denying that pre-formed zirconia crowns are now proven as an excellent choice for esthetic primary tooth full-coverage restorations, offering clinicians and their patients numerous advantages when compared to stainless-steel crowns and even other commonly used esthetic options. These advantages include:

- More natural-looking translucent appearance.
- Superior durability/fracture resistance.
- Greater variety of sizes, shapes and shades.

Zirconia crowns can also exhibit excellent retention strength, but scientific research indicates this retention strength can be seriously compromised if saliva contamination occurs during the crown trial fit phase. Crown retention failure is something neither we nor our patients ever want to experience.

During tooth preparation for any zirconia restoration, the crown must be temporarily placed over the prepared tooth structure to ensure proper fit. As a result of this trial fitting step, the inside of the crown will be exposed to saliva and/or blood 100 percent of the time. Phosphates in saliva and blood chemically bond to zirconia, interfering with cement-to-crown bonding.

The threat of saliva contamination is recognized by many cement manufacturers. For example, the IFU for Ketac[®] glass-ionomer cement, a commonly used cement for stainless-steel crowns that is also sometimes used for ceramic restorations, states: "... for optimal adhesion, carefully clean the surfaces of the tooth and restoration to be cemented ... Avoid further contamination by saliva."¹

Some zirconia crown manufacturers claim that a clean, contaminant-free intaglio surface is not required, but scientific evidence does not support this position.

Zirconia contamination was examined in the landmark study by Kern et al, "Influence of Saliva Contamination on Zirconia Ceramic Bonding."²

Saliva-contaminated ceramic specimens were "cleaned" either by

¹see SALIVA, page 8

CMS wants to give your practice

\$63,750

per pediatric dentist



MacPractice is ONC-ACB 2014 Edition Certified DENTAL software.

Use certified software, and the federal government's EHR incentive program will give you \$63,750 for each dentist who has 20-30% of Medicaid or otherwise qualified encounters.

With a dental-specific certified EHR, extended pediatric-specific and advanced adult dental charting, and a large company with 30 years experience providing every resource required for your practice's success, MacPractice is designed to get you going on the path to receive your incentive.

MacPractice is built for the future... your future!

macpractice.com/dds/pediatric-dentistry/ | (855) 679-0033

VISIT BOOTH #800 AT AAPD TO LEARN MORE



Clipboard



Patient Check In



ICD9

MacPractice
Simply in practice

A dental isolation technique that is unlike anything else

By Isolite Systems Staff

■ Dental isolation is one of the most common and ongoing challenges in dentistry. The mouth is a difficult environment in which to work. It is wet and dark, the tongue is in the way, and there is the added humidity of breath, which all make dentistry more difficult.

Proper dental isolation and moisture control are two often overlooked factors that can affect the longevity of dental work — especially with today's advanced techniques and materials.

Leading dental isolation methods have long been the rubber dam — or manual suction and retraction with the aid of cotton rolls and dry angles. Both of these methods are time and labor intensive, and not particularly pleasant for the patient.

Enter Isolite Systems: Its dental isolation systems deliver an isolated, humidity- and moisture-free working field as dry as the rubber dam but with significant advantages, including better visibility, greater access, improved patient safety and a leap forward in comfort. Plus, it allows dentists to work in two quadrants at a time.

The key to the technology is the "Isolation Mouthpiece." Compatible with Isolite's full line of products, the mouthpiece is the heart of the system. It is specifically designed and engineered around the anatomy and morphology of the mouth to accommodate every patient, from children to the elderly.

The single-use Isolation Mouthpieces are now available in six sizes and position in seconds to provide complete, comfortable tongue and cheek retraction while also shielding the airway to prevent inadvertent foreign body aspiration.



■ The Isolite mouthpieces are now available in six patient-friendly sizes. (Photos/Provided by Isolite Systems)



■ The Isovac, Isodry and the Isolite.

Constructed out of a polymeric material that is softer than gingival tissue, the mouthpieces provide significant safety advantages, and their ease-of-use can boost your practice's efficiency, results and patient satisfaction.

Isolite Systems provides three state-of-the-art product solutions for every practice, every operator: Isolite, illuminated dental isolation system; Isodry, a non-illuminated dental isolation; and the new Isovac, dental isolation adapter.

Using the Isolation Mouthpieces,

Here in Seattle

Visit Isolite in booth No. 810 or online at www.isolitesystem.com.

all three dental isolation products isolate upper and lower quadrants simultaneously while providing continuous hands-free suction. This allows a positive experience where the patient no longer has the sensation of drowning in saliva/water during a procedure and the practitioner

can precisely control the amount of suction/humidity in the patient's mouth.

Isolite Systems' dental isolation is recommended for the majority of dental procedures where oral control and dental isolation in the working field is desired. It has been favorably reviewed by leading independent evaluators and is recommended for procedures where good isolation is critical to quality dental outcomes.

Visit the Isolite booth, No. 810, at the AAPD Annual Session, or go to www.isolitesystem.com.

SALIVA *from page 6

water or isopropanol rinsing, phosphoric acid gel etch or aluminum oxide air abrasion. The "cleaned" specimens were then cemented with a resin cement.

Force required to break the cement-to-zirconia bond was measured at 72 hours and after aggressive thermocycling. X-ray photoelectron spectroscopy (XPS) examination was also conducted.

The authors' conclusion: "After saliva contamination, XPS revealed an organic coating, which was not removed completely with water rinsing, with isopropanol or with

Here in Seattle

To check out the NuSmile ZR Try-In crowns, stop by the booth, No. 405.

phosphoric acid. Using tensile bond strength testing, a strong influence of contamination and cleaning methods on bond strength and its durability was found."

Fortunately, one crown manufacturer, NuSmile, has heeded this evidence-based independent research and offers an innovative yet simple system addressing saliva contamination.

NuSmile ZR zirconia crowns include try-in crowns that eliminate the need to place the actual zirconia crown in the mouth prior to cementation, thus completely avoiding saliva contamination. NuSmile crown kits include try-in crowns at no additional charge.

Additionally, NuSmile ZR crowns have been optimized for exceptionally natural-looking esthetics, excellent marginal integration and the prevention of any dark tooth show-through. They also save time because there is no need to clean the crown after the trial fit.

If not completely avoided, saliva contamination can compromise zir-

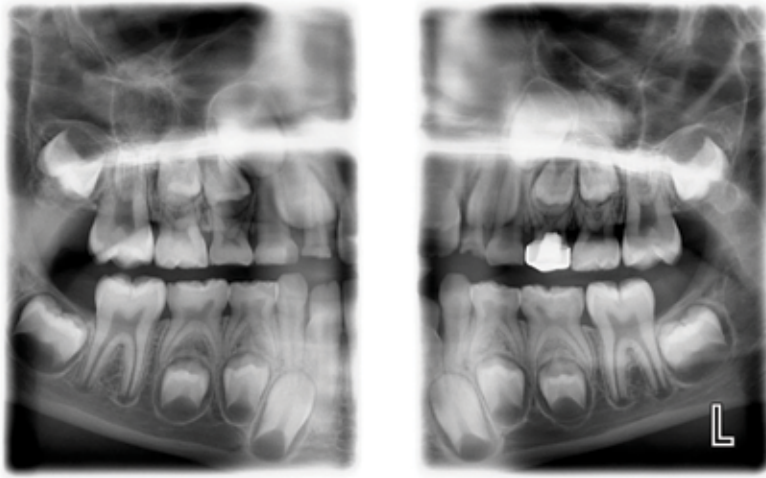
conia crown retention. By avoiding saliva contamination, NuSmile ZR Try-In crowns ensure great crown retention and great patient retention as well.

References

1. KetacCEM is a registered trademark of the 3M Corporation. IFU for KetacCEM can be obtained at <http://multimedia.3m.com/mws/media/2203830/ketac-cem-radiopaque-glass-ionomer-luting-cement-ifu.pdf>
2. Yang B, Lange-Jansen HC, Scharnberg M, Wolfart S, Ludwig K, Adelung R, Kern M (April 2008). Influence of saliva contamination on zirconia ceramic bonding. *Dental Materials*; 24(4):508-13.

The Industry's #1 Digital Panoramic X-ray

ProMax S3 Pediatric Extraoral Bitewing



ProMax S3 Pediatric Standard Panoramic



ProMax® S3
WHAT IF...

**You Could Do ALL Your Routine
Imaging Extraorally?**

- Extraoral bitewings capture a greater number of surfaces for better caries detection versus intraoral modalities*
- Anatomically Accurate Extraoral Bitewing program for enhances patient comfort and eliminates gagging, especially for pediatric patients.
- Pediatric panoramic program reduces radiation by up to 35%
- Horizontal/vertical segmentation limits radiation to areas of interest, reducing dose by up to 90% compared to a panoramic exposure
- Open-architecture Planmeca Romexis software included
- Fully upgradable to 3D and cephalometric capabilities
- Open design for simple, face-to-face patient positioning

*According to "Efficacy of ProMax Bitewings vs. Intraoral Bitewings." For a copy of this study, please contact Planmeca USA.

See PLANMECA at

The American Academy of
Pediatric Dentistry Annual Session

Booth #330

For a free in-office
consultation, please call

1-855-245-2908

or visit us on the web at
www.planmecausa.com

PLANMECA