

CAD/CAM

international magazine of digital dentistry

2²⁰¹⁶

case report

Digital planning for full mouth reconstruction

opinion

The 3-D difference: CBCT diagnostics to enhance treatment

practice management

Seven dental marketing mistakes... and how to avoid them



The New Digital Marketplace

The most comprehensive resource in dentistry



FOR VENDORS

- ✓ List products & special offers
- ✓ Announce new products & discounts
- ✓ Generate leads & increase sales
- ✓ Release & distribute articles, videos & tutorials
- ✓ Present your company profile
- ✓ Interact with your clients

FOR DENTAL PROFESSIONALS

- ✓ Manage patients & inventory
- ✓ Browse products & compare prices
- ✓ Place orders & track delivery status
- ✓ Collaborate with labs & colleagues
- ✓ Read the latest international dental news & research
- ✓ Watch webinars & earn C.E. credits



Dr Ara Nazarian

Dear Reader,

Not only has CAD/CAM technology been used for crown and bridge restorations, but it can also be used in the production of surgical guides, planning and fabrication of abutments and frame substructures.

CT based CAD/CAM surgical guides are custom made for each patient's clinical situation, allowing highly accurate drilling and implant placement according to the digital surgical treatment plan. They can be fabricated to fit onto existing teeth, over the tissue, or rest on the bone. These surgical guides provide the seamless link between implant planning and actual treatment, insuring predictable implant placement.

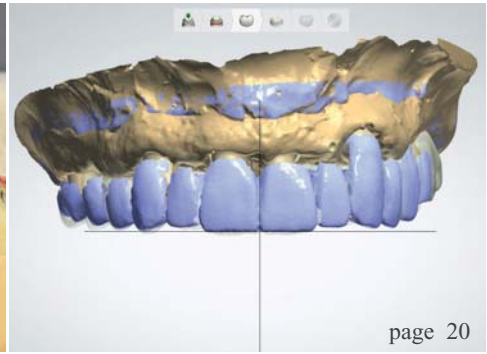
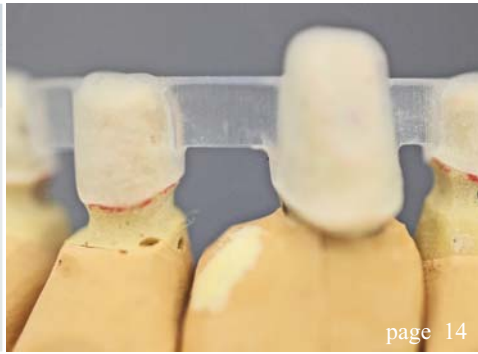
The use of computer-aided design technology has also been used for the fabrication of custom abutments. Using specific designing software, the patient-specific abutments are individually designed from the final tooth shape to provide better margin placement and gingival tissue support whether the restoration is cement, screw or attachment retained. These abutments are available in zirconia, titanium, or gold-shaded titanium for many major implants system connections.

Enhancements to the milling technology have given rise to more accurate and precise CAD/CAM restorations. The benefit of CAD/CAM technology is that it allows the practitioner and dental laboratory the ability to produce aesthetic, well-fitting, prosthetic dental restorations very predictably and cost effectively.

Dr Ara Nazarian

Guest Editor

A handwritten signature in black ink, appearing to read 'Ara Nazarian'. The signature is fluid and cursive, with a long horizontal stroke extending to the right.



| **editorial**

03 **Dear Reader**
Dr Ara Nazarian, Guest Editor

| **practice management**

06 **Seven dental marketing mistakes... and how to avoid them**
Carolyn S. Dean

| **feature**

10 **“Transfer of knowledge at eye level”**
An interview with Dr Fred Bergmann, President of the Deutsche Gesellschaft für Orale Implantologie (DGOI), the German society for oral implantology

| **case report**

14 **Abutment fracture in a bridge supported by natural teeth and implants**
Drs Gregory-George Zafiropoulos, Giorgio Deli & Rainer Valentin

20 **Fixed aesthetic restorations**
Dr Dario Žujic, DT Velimir Žujic & DT Dragan Stolica

26 **Digital planning for full mouth reconstruction**
Dr Ara Nazarian

| **opinion**

30 **The 3-D difference: CBCT diagnostics to enhance treatment—Part 2**
Dr Anthony Ramirez

| **industry news**

40 **Manufacturer news**

44 **“The future of dentistry is digital and focused on prevention”**
An interview with Curaden CEO Ueli Breitschmid

| **meetings**

46 **IMAGINA Dental** receives high praise as foremost technology congress

48 **International Events**

| **about the publisher**

49 submission guidelines
50 imprint



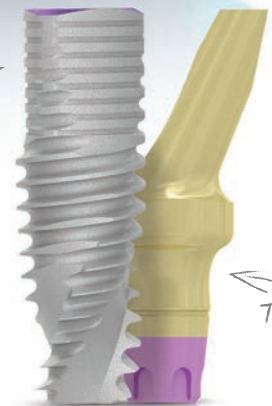
Cover image courtesy of Nobel Biocare Services AG (www.nobelbiocare.com).



in a place that has no borders,
creativity goes unbound...



Bone



Tissue

VCONCEPT™ By mis®
SET THE VOLUME

VCONCEPT is a universal approach that takes into consideration an entire structure: The innovative V3 implant, the advanced prosthetic appliance and their affect on a greater volume of bone and soft tissue. To learn more about VCONCEPT visit: www.vconcept.com

Seven dental marketing mistakes... and how to avoid them

Author: Carolyn S. Dean, Australia

“Many practices think (and hope) that there is a silver bullet to solve their marketing issues.”

As a dental professional, you face unfamiliar challenges in running and marketing your practice. You are confronted with increased competition (both locally and abroad), an oversupply of dentists, everrising practice operating costs, and more marketing-savvy patients. On top of this, your potential patients are becoming more discerning about where they go for dental treatment, with many heading overseas.

In order to achieve practice success, it is essential to build long-term relationships with patients and prospects. Long-term patients are more likely to feel satisfied. It is they who welcome the opportunity to refer others to you and who will continue to use your services in the future.

Over my years working with hundreds of dentists as a marketing consultant, I have observed the common mistakes that prevent them being able to market their practices successfully.

1. Not knowing your numbers and not tracking them

One of the most common mistakes that I see is that many dental practices just do not track their numbers. There is a saying that “if you fail to plan, you plan to fail”. It is critical that you track all of the metrics in your business, and your marketing spend is no exception. The significant numbers that you need to know and track are:

- average lifetime value of a patient
- marketing return on investment
- new patients
- patient loss.

2. Not knowing your ideal patient

One of the cornerstones of any marketing campaign is knowing who your ideal patient is. Many practices

make the mistake of not identifying this in their eagerness to go ahead with their marketing campaign as soon as possible. You need to stop and think about whom your marketing will be directed to, what this group of patients wants, what problems they have, and what solutions they need. The key to implementing a strategic marketing plan is identifying your practice's ideal patient or target patient profile. Once you know your market, you need to establish how best to communicate with them.

3. Wanting a silver bullet

Marketing your dental practice to attract the right kind of patients, keep them active and encourage them to refer you to their contacts is no easy task. Many practices think (and hope) that there is a silver bullet to solve their marketing issues. This leaves them open to unscrupulous sales people and to disillusionment and frustration when their marketing efforts fail. The companies trying to sell you the marketing silver bullet that will solve all your marketing worries are constantly calling. Well-meaning friends, colleagues and patients may give you advice on what they think you should do to market your practice. The range of marketing media is evolving, and the rapid changes in online marketing make it almost impossible to keep up.

4. Taking a scatter-gun approach

I speak to many dentists who tell me that they have tried many different types of marketing and they have all failed and nothing has worked for them. When I dig deeper, I discover that they have tried many different approaches, but nearly all of these have been done in a haphazard way and in short bursts. I call this a “scatter-gun approach” to marketing. It does not work to try one approach for a month or two in an inconsistent manner without tracking the results or



DentalSuite

innovation is just a click away

New release 5

A complete suite covering the entire 3D scanning, modeling and designing workflow

Download the free trial



Join our webinars



<http://dentalcad.egsolutions.com>



Open System
Import/Export of standard formats: STL, PLY, OBJ, ASC



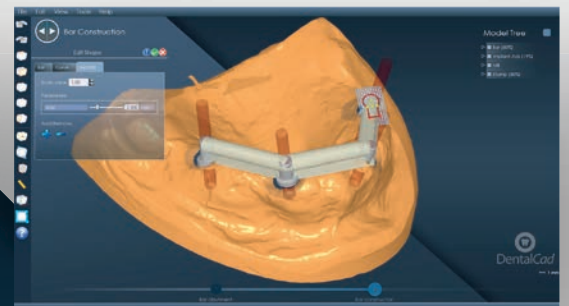
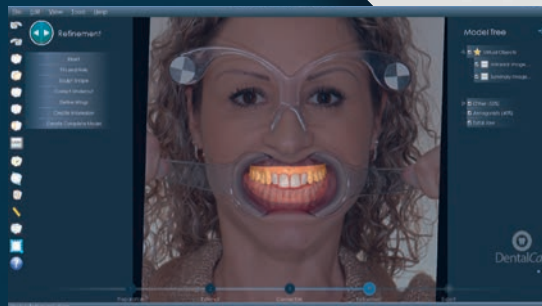
All in One
Just one lifetime license for a complete functional coverage



Powerful
User-friendly workflow and intuitive interface



CAM
Direct integration to manage your CAD and CAM system




Job list

- Anatomic Crowns
- Reduced Crowns
- Offset Copings
- Pressed Crowns
- Bars
- Toronto Bridges
- Attachments
- Premilling Jobs
- Inlay - Onlay
- Implants
- Veneers
- Telescopics
- Maryland Bridge
- Bite Bridge
- Wax-up



Enhanced Geometry Solutions



There are just so many things to think about when it comes to successful dental marketing.

refining the campaign. This will always end in failure. It has been shown that it can take between six and eleven repetitions for patients to see or hear a message before they act on it. Do you know how many ways and how many times you communicate with your patients?

5. Doing it all by yourself

You have to remember that patients are more savvy than ever before. They are constantly exposed to a huge amount of marketing and their expectations of what is and is not professional are continually increasing. The reality is that when you are competing against the corporates, you need to ensure that your marketing is up to scratch.

It is very common for practices to have their branding and logo professionally designed and then decide to take it over, producing home-made brochures and other marketing collateral that use different colours, fonts and even versions of the logo. If you are not consistent, your attempts at establishing a brand will be ineffective.

6. Procrastinating

There are just so many things for you to think about when it comes to your dental marketing. How can you fix your website that is not effective? Should you be engaging with your patients on social media and how to start? You know that you need to educate your patients on a regular basis, but what are the best ways to do this? You need reactivation and referral campaigns, but you have no idea how to carry this out in a

professional and consistent manner. It is not uncommon to be so confused and overwhelmed that you spend your time procrastinating and doing nothing.

7. Not getting the right advice

When you own or run a dental practice, in fact any kind of business, there is no shortage of marketing advice to follow; there is an overwhelming amount of advice out there. You may have had the experience of wasting time or money on poor advice. The problem is that many dentists are not getting the right dental marketing advice. They may listen to many different sources and form opinions based on advice from people who may not understand the business of dentistry.

8. Summary

There is no magic when it comes to marketing your practice successfully. Quite simply, it comes down to:

- picking the aspects of marketing you want to use, wisely and with due care and thought,
- ensuring that, whatever marketing activities you decide to undertake, you perform to the best of your ability and budget,
- being consistent,
- tracking your results—setting your goals and reviewing or refining them on a regular basis,
- getting good advice from trusted experts in the area of marketing you are undertaking.

It takes time, but the effort that you put in will be rewarded by more patients, increased production, better relationships with your team and patients, and a sense of control when it comes to your marketing. It is now time for you to focus on your marketing. By marketing well, doing it consistently, and avoiding the scatter-gun approach, you can avoid making the common mistakes that many practices make.

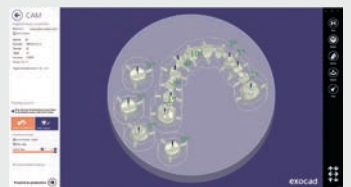
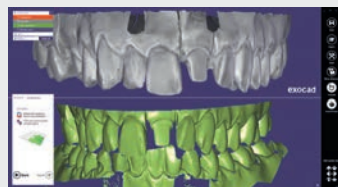
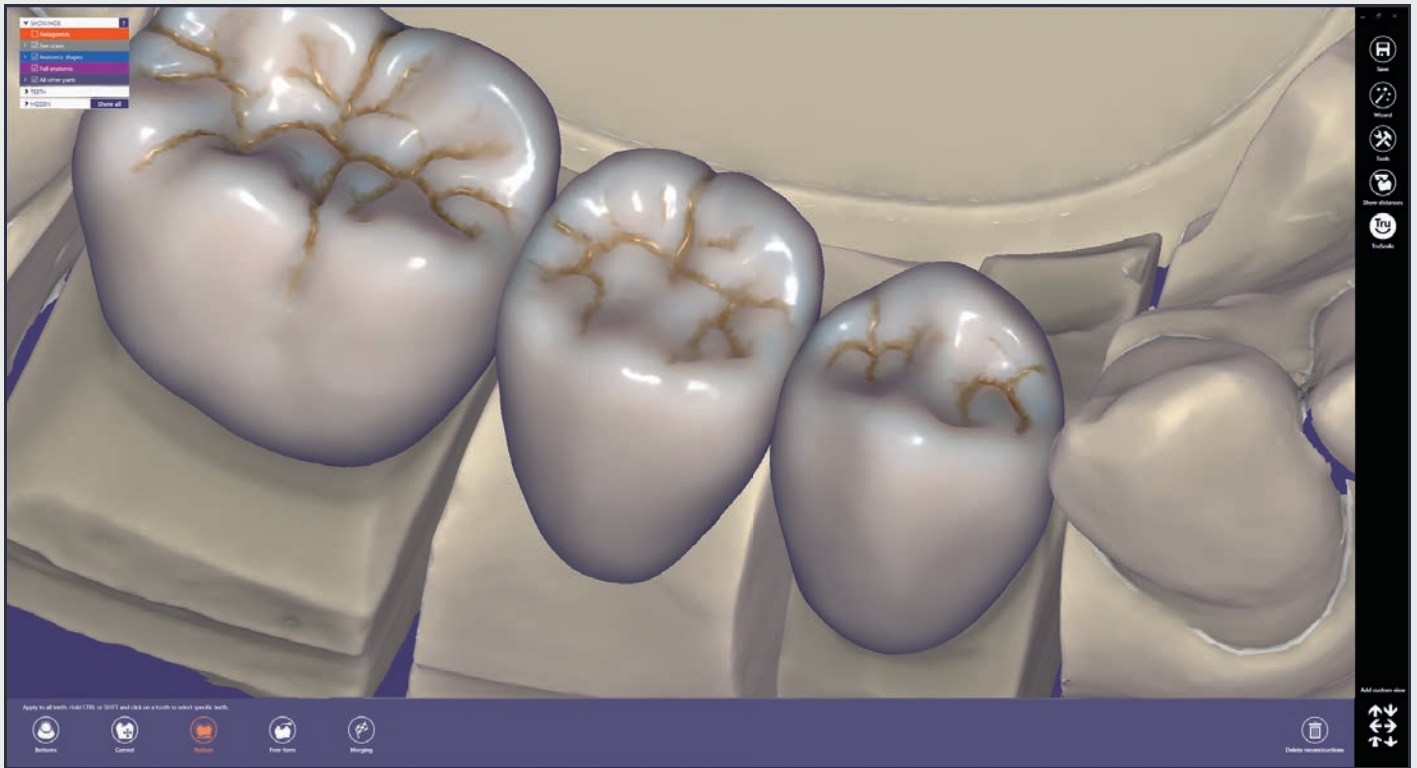
about



Carolyn S. Dean is a dental marketing and communications specialist and seminar speaker. As Managing Director of My Dental Marketing, she works with practitioners throughout New Zealand and Australia on enhancing websites, improving branding and growing dental

practices. Her book *Fully Booked: Dental Marketing Secrets for a Full Appointment Book* was published in March. Recently, Carolyn presented three different lectures on the importance of marketing for dental practices as part of the ADX16 continuing professional development programme in Sydney in Australia.

exocad DentalCAD. Flexible, robust and powerful.



Dental CAD/CAM has never been so easy!
Contact your local dealer for the latest
dental CAD/CAM software generation!

exocad

exocad.com/partners