

TODAY IN TORONTO!

# DENTAL TRIBUNE

The World's Dental Newspaper · Canada Edition


THURSDAY & FRIDAY, MAY 10-11, 2012 — Vol. 5, No. 1

www.dental-tribune.com

## HERE IN TORONTO

Visit the Tourism Toronto Desk for help booking a big adventure, finding a great place to eat or just taking in a few nearby sights.

► pages 1, 2



## UP NEXT: MONTREAL

Dental Tribune Study Club free C.E. credit is just one reason to go to the Journées dentaires internationales du Québec, May 25-29.


► page 4



## PRODUCTS EVERYWHERE

Get a few more details on some of the top exhibitors at the ODA Annual Spring Meeting before stopping by their booths.

► pages 8-14



## See what's new

*Explore offerings from the exhibit floor's 300-plus companies*

**N**ow that you're here, no matter how detailed your preliminary planning, you have a few decisions to make. The Ontario Dental Association knows how to put on a meeting, so there are some tough choices ahead.

Whatever you do, though, be sure to carve out some exploration time for the exhibit floor.

► See **NEW**, page 2

Some of the top dental companies in the world are ready to help you explore the latest advancements in products and services that can help make your practice more helpful, safe, fun and profitable. It's all available inside the Metro Toronto Convention Centre South Building, at the Ontario Dental Association Annual Spring Meeting: Photo/Provided by Metro Toronto Convention Centre

## Toronto diversions: options for everybody

**T**he worst part about attending a conference in downtown Toronto is resisting the temptation to step outside and start exploring. And one of the best parts about attending a conference in Toronto is giving in to that temptation.

The list is endless: international cuisine, unique shopping venues, diverse cultural facilities and events, trails, parks, distinctive architecture and nonstop top-caliber entertainment.

If you have limited time because you're

taking in every minute of education, networking and practice-building that's available at the Ontario Dental Association Annual Spring Meeting, it helps to step out the door with a plan in mind.

Here are a few nearby possibilities.

The Toronto Islands offer some great appeal to conference attendees who start feeling a bit cooped up by the end of the day. Plus getting there is half the fun, with a \$7 (round trip), 10-minute (one

► See **DIVERSIONS**, page 2



If you have at least two people and one them is at least four feet tall, you qualify for the swan boat rides at Centreville Amusement Park on Toronto Islands. Photo/Provided by Tourism Toronto

← NEW, Page 1

### Cocktail hour

One opportunity that's worth taking advantage of is the cocktail reception on Friday that runs from 4:30 to 5:30 p.m.

You will have needed to have signed up for this complimentary ticketed event when you registered. There will be food, beverages and live entertainment — and, of course, great opportunities to meet with company representatives and fellow dental professionals.

### New products

Also today and Friday are a number of opportunities to learn more about new products being represented on the exhibit floor.

The new-products forum provides attendees a no-pressure, hands-on opportunity to learn about products that have been on the market for less than two years.

### No sales pressure

Exhibitors demonstrate products in an interactive, non-sales environment. If you're ready to buy or seek out even more details, all you need to do is hunt down the exhibitor's booth on the exhibit floor.

Located at the back of the exhibit floor, the forum features mini lectures and demonstrations, giving attendees a unique environment in which to learn about some of the most recently released products on the market.

The format is structured as six different hour-long sessions that run simultaneously, at 10:30 a.m., noon, 1:45 p.m., and 3:15 p.m., today and Friday. Most of the sessions run at least twice across the two days of presentations.

The new-products forum is just one highlight in the meeting's packed agenda, which includes more than 60 speaker sessions and workshops across the three-day schedule.

### Ahhh ... Relaxation Zone

When you think you're on your last leg, here's an idea for getting your second wind if you've covered only half of the exhibit hall: Stop by booth No. 246. Billed as the "Relaxation Zone," this booth offers you a chance to wind down and recharge courtesy of a complimentary, 10-minute relaxing chair massage. It might even give you an idea for a new feature in your waiting area.

(Source: Ontario Dental Association)



The Metro Toronto Convention Centre South Building ceremonial entrance features sculptures, murals, terrazzo flooring and other Canadian art. Photo/Provided by Metro Toronto Convention Centre

### Here in Toronto

#### Hours

• **Registration:** On-site on level 600 of the Metro Toronto Convention Centre (South Building), hours are 7:30 a.m. to 5 p.m. today through Saturday.

• **Courses:** Scheduled Thursday through Saturday on level 700 and 800 of the Metro Toronto Convention Centre (South Building), courses run from 8:30 a.m. to 5 p.m. today, 8:30 a.m. to 4:30 p.m. on Friday and 9 a.m. to 4 p.m. on Saturday.

• **Exhibit hall:** The hall is open for business Thursday, May 10, 9:00 a.m. to 5:30 p.m. and Friday, May 11, 9:00 a.m. to 5:30 p.m. (Be sure to note that exhibits are not open on Saturday). The exhibits, new-products forum and food court are all found on the 800 level of the Metro Toronto Convention Centre (South Building).

#### Tourism Toronto desk

• **Ready to help:** Get ideas about and directions to nearby attractions from the experts, next to the registration area on the 600 level.

The Tourism Toronto desk is open on Thursday, May 10, from 10 a.m. to 6 p.m. and on Friday, May 11, from 9 a.m. to 5 p.m.

#### Speaker handouts

• **Green initiative:** As part of its commitment to keeping the annual spring meeting as green as possible, the Ontario Dental Association has asked speakers to upload course handouts as PDFs to [www.odaannualspringmeeting.com](http://www.odaannualspringmeeting.com).

Access to this dedicated meeting site is available until July 31. Please note, too, that not all speakers at the Ontario Dental Association Annual Spring Meeting have handouts.

← DIVERSIONS, Page 1

way) ferry ride required as the first leg of the excursion. You catch the ferry at the Toronto Ferry Docks west of the Westin Harbour Castle Hotel at 9 Queens Quay W, between Yonge and Bay streets. Ferries travel to each of the three main islands, which are connected by bridges. Many of the other smaller islands are accessible only by boat. There are plenty of ways to spend money on the main island, Centreville, including: a children's amusement park, children's garden, cafes, food vendors, canoe rentals and weekend bike rentals.

But the real pleasure is simply walking or biking around after having been in the

### Here in Toronto

Visit Tourism Toronto next to registration on the 600 Level of the Metro Toronto Convention Centre South Building. The staff is ready to help you figure out an adventure, whether it's the self-guided tree tour on Toronto Islands or dancing the night away at the hippest club in town. Hours are 10 a.m. to 6 p.m. Thursday and 9 a.m. to 5 p.m. Friday.

heart of the ever-bustling city centre just moments earlier. The islands are home to a community of about 800 people, who have the distinction of boasting Canada's highest per capita population of artists.

Even more appealing to many, the islands are considered to be the location of North America's largest urban community that is car free. And consistent with the

car-free theme, one of the coolest things a visitor to the islands can do is take the self-guided Toronto Island Tree Tour, part of the Canadian Tree Tours program. You can download a sheet listing the tour's 54 trees, or pick up a tour sheet at a tourism-brochure display.

All the trees have identification plaques. But even better, the tour sheets include GPS coordinates for each tree. So, to make it interesting, you can pick out a few that you'd like to hone in on, consult your smart phone, and make a beeline from tree to tree on your own self-guided mini-tour. Among the possible candidates: Kentucky coffee-tree, Swedish whitebeam, Japanese zelkova, London plane-tree, European larch and a Schubert cherry.

## DENTAL TRIBUNE

The World's Dental Newspaper - Canada Edition

#### PUBLISHER & CHAIRMAN

Torsten Oemus [t.oemus@dental-tribune.com](mailto:t.oemus@dental-tribune.com)

#### CHIEF OPERATING OFFICER

Eric Seid [e.seid@dental-tribune.com](mailto:e.seid@dental-tribune.com)

#### GROUP EDITOR

Robin Goodman [r.goodman@dental-tribune.com](mailto:r.goodman@dental-tribune.com)

#### EDITOR IN CHIEF DENTAL TRIBUNE

Dr. Eli Raviv [e.raviv@dental-tribune.com](mailto:e.raviv@dental-tribune.com)

#### MANAGING EDITOR

Robert Selleck [r.selleck@dental-tribune.com](mailto:r.selleck@dental-tribune.com)

#### MANAGING EDITOR SHOW DAILIES

Kristine Colker [k.colker@dental-tribune.com](mailto:k.colker@dental-tribune.com)

#### MANAGING EDITOR

Fred Michmershuizen  
[fmichmershuizen@dental-tribune.com](mailto:fmichmershuizen@dental-tribune.com)

#### MANAGING EDITOR

Sierra Rendon [s.rendon@dental-tribune.com](mailto:s.rendon@dental-tribune.com)

#### PRODUCT & ACCOUNT MANAGER

Will Kenyon [w.kenyon@dental-tribune.com](mailto:w.kenyon@dental-tribune.com)

#### MARKETING MANAGER

Anna Kataoka-Wlodarczyk  
[a.wlodarczyk@dental-tribune.com](mailto:a.wlodarczyk@dental-tribune.com)

#### SALES & MARKETING ASSISTANT

Lorrie Young [lyoung@dental-tribune.com](mailto:lyoung@dental-tribune.com)

#### C.E. DIRECTOR

Christiane Ferret [c.ferret@dtstudyclub.com](mailto:c.ferret@dtstudyclub.com)

Dental Tribune America, LLC

Phone (212) 244-7181

Fax (212) 244-7185

Published by Dental Tribune America

© 2012 Dental Tribune America, LLC

All rights reserved.

Dental Tribune strives to maintain the utmost accuracy in its news and clinical reports. If you find a factual error or content that requires clarification, please contact Managing Editor Robert Selleck at [r.selleck@dental-tribune.com](mailto:r.selleck@dental-tribune.com).

Dental Tribune cannot assume responsibility for the validity of product claims or for typographical errors. The publisher also does not assume responsibility for product names or statements made by advertisers. Opinions expressed by authors are their own and may not reflect those of Dental Tribune America.

#### EDITORIAL BOARD

Dr. Joel Berg  
Dr. L. Stephen Buchanan  
Dr. Arnaldo Castellucci  
Dr. Gorden Christensen  
Dr. Rella Christensen  
Dr. William Dickerson  
Hugh Doherty  
Dr. James Doundoulakis  
Dr. David Garber  
Dr. Fay Goldstep  
Dr. Howard Glazer  
Dr. Harold Heymann  
Dr. Karl Leinfelder  
Dr. Roger Levin  
Dr. Carl E. Misch  
Dr. Dan Nathanson  
Dr. Chester Redhead  
Dr. Irwin Smigel  
Dr. Jon Suzuki  
Dr. Dennis Tartakow  
Dr. Dan Ward

### Tell us what you think!

Do you have general comments or criticism you would like to share? Is there a particular topic you would like to see articles about in Dental Tribune? Let us know by e-mailing [feedback@dental-tribune.com](mailto:feedback@dental-tribune.com). We look forward to hearing from you! If you would like to make any change to your subscription (name, address or to opt out) please send us an e-mail at [database@dental-tribune.com](mailto:database@dental-tribune.com) and be sure to include which publication you are referring to. Also, please note that subscription changes can take up to six weeks to process.

See Sirona 3D!  
at the 2012 ODA  
Sirona booth 903

B-518-76-V0

# Discover the World of Sirona 3D Imaging! Built upon a solid, 100+ year Imaging foundation.



Simply outstanding!  
The Sirona 3D Family satisfies all your possible 3D Imaging needs...

Starting with the New Orthophos XG3D. This truly hybrid 3D/2D unit features a cylindrical 8cm x 8cm volume, excellent for 3D Implantology imaging, along with a full complement of 2D Panoramics and the option of Cephalometrics. Truly outstanding!

More 3D possibilities! The proven Galileos Comfort and Galileos Compact, with (15x15x15)cm and (12x15x15)cm volumes, provide more advanced 3D Imaging.

Whatever your Imaging needs. Sirona has it all!



The Sirona  
2D Imaging  
Family

For more information, please contact your Sirona representative: in British Columbia (604) 889-4441 in Alberta/ Saskatchewan/ Manitoba (604) 760-3046 in Ontario (416) 710-1853 or (416) 816-4469 in Quebec and the Maritimes (514) 214-8383 and (514) 827-5444

The Dental Company

sirona.

# Canada's largest dental meeting offers free C.E. credit on exhibit hall floor

*2012 Journées dentaires internationales du Québec (JDIQ), is May 25–29*

More than 12,000 delegates are expected in Montreal for the 42nd Journées dentaires internationales du Québec, the annual meeting of the Ordre des dentistes du Québec. The convention is May 25 through 29, at the Palais des congrès de Montréal in the heart of downtown.

Canada's largest annual dental meeting attracts a renowned line-up of speakers from around the world. Highlighting the program are Drs. Gordon Christensen, John West, Harald Heymann and Jose-Luis Ruiz, to name just a few.

## Dental Tribune Study Club hosts C.E. lectures

The Dental Tribune Study Club will host a lecture room theatre on the exhibit floor featuring short presentations on new products and technologies in dentistry. These one-hour sessions are ADA-CERP certified and are open at no charge to all attendees registered to the convention or the exhibition.

The lecture area will be located directly on the south side of the exhibition floor, facing aisle 1000.

The scientific program offers a wide variety of hands-on workshops for all members of the dental team over a three-day period. Presentations are in English and French.

The general attendance courses and exhibition floor featuring more than 325 booths are open to all participants for one registration fee. All lectures



The JDIQ scientific program offers a choice of more than 100 lectures in both English and French. Photo/Provided by Ordre des dentistes du Québec

are ADA-CERP certified for continuing education credits.

Because many limited-attendance courses are already sold out, event organizers encourage all those inter-

ested to register soon to avoid disappointment. The Ordre des dentistes du Québec encourages you to take this opportunity to visit Montreal during an especially scenic time of the year.

For more information on the convention, please visit [www.odq.qc.ca](http://www.odq.qc.ca).

(Source: Ordre des dentistes du Québec)

# Winter clinic celebrating 75th year



North America's biggest single-day dental convention, the Toronto Academy of Dentistry Winter Clinic, celebrates 75 years on Friday, Nov. 2. Photo/Provided by Jun Li, [www.dreamstime.com](http://www.dreamstime.com)

## Biggest one-day dental convention

The largest one-day dental convention in North America is preparing for its 75th anniversary. The date for the 2012 Toronto Academy of Dentistry Winter Clinic is Friday, Nov. 2.

An exhibitors' prospectus is in distribution, and exhibitor applications are being accepted. Registration for attendees is expected to be available online this summer.

Toronto Academy of Dentistry Executive Director Billy Lowe said attendance at the 74th Annual Winter Clinic, which was more than 3,000, was up compared with 2010 for all sectors of attendees, but most notably among dentists.

The event brings together dental professionals and top industry speak-

ers from across the globe to explore industry trends, clinical advancements and new products and services.

A respected leader and resource to the dental profession in the metropolitan Toronto area, the organization is dedicated to enhancing the professional lives of its members through guidance, education and service. Its membership consists of four component societies: North Toronto Dental Society, Toronto East Dental Society, Toronto Central Dental Society and the West Toronto Dental Society, all supported by a strong community of dental suppliers.

(Source: Toronto Academy of Dentistry)

# HandsOnTraining

## INSTITUTE



# INTRODUCING MYDENTALPAD

## A Revolutionary Resource for Implant Dentists

Action packed with **400+ live surgical videos, 3200+ photos, and custom animations.** All the notes and instructions you'll need, meticulously documented by leading doctors.

### **Benefits:**

- Facilitates incorporating implant procedures into your practice, resulting in more comprehensive patient care and increased revenue opportunities.
- Closely mirrors the content that is currently provided in the classroom.

- Provides a highly interactive user experience that is designed to ensure knowledge retention and skills development.
- Serves as an on-demand refresher course to access training 24/7.
- Simple enough even for the most technology-challenged participants to use.

- All of the course modules are included.
- Enables you to maintain the integrity of the original training experience.
- MyDentalPad Kit\* includes 4 full-course bound manuals plus 5 bonus training models. (\*Tablet also sold individually)



Powered by  
**MYDENTAL  
HUB**

**Visit us at Booth #324 to see MYDENTALPAD demo**

Hands On Training Institute: Tel: 1-519-439-5999, Toll Free: 1-888-806-4442, Fax: 1-519-439-3336  
Visit us at: [handsontraining.com](http://handsontraining.com) or [mydentalpad.com](http://mydentalpad.com)

Neal Patel, DDS, at his practice in Powell, Ohio.



# 3-D vision: Begin the journey with a passport to the future

*Sirona CBCT system is practice's cornerstone*

By Neal Patel, DDS

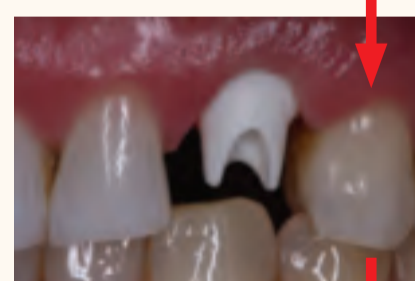
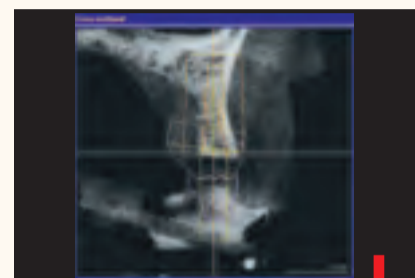
Three-dimensional diagnostic vision in dental radiography is making waves in dentistry around the world. With multiple indications, we lack clarity with regard to proper indications and guidelines for use of cone-beam computed tomography (CBCT) imaging

Here in Toronto

Visit Sirona in booth No. 903.

for dental diagnostics and therapeutic treatment. My journey with CBCT technology began four years ago. I searched for a compre-

► See VISION, page 7



AD


**DENTAL TRIBUNE DT STUDY CLUB**  
COURSES | DISCUSSIONS | BLOGS | MENTORING

28 - 29 May 2012

LIVE EDUCATION SYMPOSIA

at JDIQ MONTREAL 2012

10 DTSC MEMBERS FREE ACCESS LIVE COURSES

10 C.E. CREDITS

2 DAYS OF FUN AND LEARNING

10 amazing courses lectured by the best speakers in the industry.

You cannot afford to miss our Symposia at JDIQ Montreal

Our sponsors invest in your education









Register for FREE on [www.DTStudyClub.com/JDIQ](http://www.DTStudyClub.com/JDIQ)

For further details please contact Christiane Ferret - Director of International Education at +1 (424) 744-0608, [c.ferret@dtstudyclub.com](mailto:c.ferret@dtstudyclub.com).

ADA C-E-R-P

Continuing Education Recognition Program  
ADA C-E-R-P is a service of the American Dental Association to assist dental professionals in identifying quality providers of continuing dental education. ADA C-E-R-P does not approve or endorse individual courses or instructors, nor does it imply acceptance of health claims by providers of dentistry.

Using Sirona's Galileos-CEREC Integration (GCI) Software, the clinician can identify the restorative requirements virtually, including emergence profile, depth of restorative interface and proper identification of restorative material thickness around the long axis of the planned implant and abutment. The GCI workflow includes the ability to generate siCAT surgical guides for complete guided osteotomy and implant placement. Photos/Provided by Sirona

← VISION, Page 6

hensive solution for all facets of dentistry. My solution was the Galileos by Sirona.

The Galileos is my primary diagnostic tool and is the cornerstone of my practice because it is useful in all facets of dentistry: implantology, endo, TMJ, pedo/ortho, perio, oral surgery, pathology, restorative dentistry and airway analyses. Regardless of the treatment modality, the Galileos helps to identify, diagnose, plan treatment and fulfill therapy and prevention. It has opened my eyes to a different level of dentistry.

**New tools on horizon**

Sirona is actively working in research and development to add revolutionary tools onto its 3-D platform. One exciting module is the combination of 3-D surface imaging and 3-D radio-

graphic planning: the integration of CEREC CAD/CAM design with Galileos CBCT imaging. The digital integration of these technology platforms enables prosthetically focused implant placement using virtual prosthetic plans generated by CEREC CAD.

This new technique offers the ability to comprehensively plan optimum implant prosthetic and surgical outcomes during the diagnostic and planning phases of the patient's treatment.

**Integration software enables clinician to work virtually**

Using Galileos-CEREC Integration (GCI) Software, the clinician can identify the restorative requirements virtually, including emergence profile, depth of restorative interface and proper identification of restorative material thickness around the long axis of a planned implant and abutment.

The GCI workflow includes the abil-

ity to generate siCAT surgical guides for complete guided osteotomy and implant placement. According to studies by Dreiseidler, et al., the accuracy of implant placement using siCAT guides has been found to be within 500 microns of planned placement.

**Smaller, inherent mean-deviation rates at apical end and crestal**

The siCAT surgical guide system's inherent mean deviation rates for the drilled pilot osteotomies are determined to be smaller than 500 µm even at the apical end and within 1.18-degree angular deviation. Crestal deviations, in general, are significantly lower than the apical deviations

The release of inLab Abutment enables complete control of final abutment design and fabrication. The integration of multiple technologies by Sirona enables complete control over dental treatment.

Thanks to Sirona Implant Software, CBCT workflow is now more efficient than ever before, and I look forward to the journey with Sirona 3-D!



**NEAL PATEL, DDS**, has a general dentistry private practice in Powell, Ohio. After earning degrees in molecular genetics and dentistry at Ohio State University, where he also served as the Implant Prosthodontic Fellow, he established many of the techniques and protocols

for digital implantology and prosthetics. As a consultant, he has educated surgeons in 3-D imaging, computer generated guided implant surgery and the art of stereolithography in dental applications. He lectures internationally, on advanced digitization in dentistry, use of CBCT in private practice and dental practice management.

AD

## Chairside zirconia fix saves time and money

**Here in Toronto**

Learn all about VOCO and Cimara Zircon and other VOCO products in the VOCO Canada booth (No. 624). You can contact VOCO Canada at (888) 847-0232 or visit the website [www.voco.com](http://www.voco.com). You can learn about earning free C.E. credit at [www.vocolearning.com](http://www.vocolearning.com).

German manufacturer VOCO, with Cimara Zircon, is introducing a new complete chairside zirconia repair system to restore fractures in zirconium dioxide veneers and crowns in a few simple steps.

The system saves time because there is no need for removal of the old restoration, impression taking, making the provisional and requiring a second appointment. It saves money because there are no lab bills.

The kit includes: special zirconia grinding burs; a primer that is specifically developed to bond to zirconium dioxide; an adhesive that bonds to all light-, dual- or self-cured composites; and GrandioSO nano hybrid composite for the final esthetics.

The primer/adhesive system is also available as a separate item and can be used to increase the bond strength of new zirconium dioxide restorations when using resin cement.

The repair with Cimara Zircon creates a permanent bond between zirconium dioxide ceramic and composite.

The kit, specially designed for zirconia repair, includes all the matching materials and results in much higher shear bond strength values than other repair systems that are designed only for traditional ceramic repair.

(Source: VOCO)

**TORONTO ACADEMY OF DENTISTRY**  
75<sup>th</sup> ANNUAL WINTER CLINIC

FRIDAY, NOVEMBER 2, 2012

TORONTO CENTRAL DENTAL SOCIETY  
TORONTO EAST DENTAL SOCIETY  
NORTH TORONTO DENTAL SOCIETY  
WEST TORONTO DENTAL SOCIETY



Wolf handpieces and KOPY impression material, are just two of the many brands sold by Dental Savings Club. Photos/Provided by Dental Savings Club

### Here in Toronto

Learn more about Dental Savings Club and the many other products it offers in booth No. 441. To contact or place an order, call (888) 768-1230, or visit [www.dentalsavingsclub.com](http://www.dentalsavingsclub.com).

# ‘More products for less money’

*Dental Savings Club known for great prices, top quality*

Dental Savings Club has a wide variety of dental instruments and other products at great savings, thanks to a unique web-based automated ordering system that minimizes expenses and passes savings to customers.

### Wolf handpieces

Despite the fear it might invoke in patients, the conventional drill remains one

of the most important instruments in a dental practice. Although maintaining and repairing these vital instruments can be pricey, such preservation is necessary because of frequent usage and the need for steam autoclaving after each use. Dental Savings Club is already known for great savings on KUT carbide and diamond rotary instruments, Kopy impression material and Hugs and Kisses hygiene instruments and whitening products.

The Wolf handpieces line builds on this reputation for cost efficiency. These lightweight handpieces are available for most systems (KaVo, NSK, W&H, Midwest, Star and 4-hole systems). They are well-balanced and include swivel capability (although couplers are not included), push-button chucks, fiber optics with LED beams (for shadow-free visibility) and a triple-port water spray. Wolf handpieces are known for their low maintenance-and-repair costs. Their power output is at 18 watts, and the handpiece spins at 400,000 rpm. Best of all, you can purchase a new Wolf handpiece for far less than it costs to repair many name-brand handpieces.

### KOPY impression material

The name says it all: It implies this material will copy your preparations and margins exactly as they are — and it does. This material is manufactured in the United States and sold by a company based in Canada. Various setting times and viscosities are offered in the Kopy line. For example, for a full-arch impression, this vinyl polysiloxane (VPS) material has 4.5-minute setting time (2.5-minute working time) for the monophase (medium body) as well as both the heavy body and light body materials (wash) so it will accommodate any impression technique.

For single crowns there is a similar variety of viscosities, and the setting time is listed as a fast set of just 2.5 minutes. Color differentiation is good, and it pours nicely.

To round out the product line there is a bite registration material that sets in just 50 seconds; and there is an alginate replacement material cleverly named “Algn8” that has a working time of 90 seconds and sets in 2.5 minutes. It is competitively priced for replacing conventional alginate. Alginate substitute advantages include: There is no immediate pour needed; it remains stable for weeks; and it can be poured multiple times (up to five times per the manufacturer).

Currently, the product is available in only 50-ml cartridges, but bulk cartridges should be available soon. For those who still use putty, Kopy also has a nice quality putty available in tubs for mixing by hand.

The Dental Savings Club sums up its high-tech, automated business model as: “More products. Less money.”

(Source: Dental Savings Club)

AD

**Journées dentaires internationales du Québec**

**MONTREAL CANADA**

**CANADA'S LARGEST ANNUAL SCIENTIFIC AND DENTAL EXHIBITION**

**MAY 25<sup>TH</sup> to 29<sup>TH</sup> 2012**

Palais des congrès de Montréal

**FEATURING**

- Over 95 scientific sessions in English and in French presented by top clinicians from around the world
- Over 240 exhibitors occupying more than 500 booths representing Canada's largest dental trade event
- Hands-on workshops and seminars covering all aspects of dentistry
- All scientific sessions and access to the exhibit floor included in one low registration fee
- CERP approved continuing dental education credits for all sessions
- Dental Tribune Study Club C.E. Symposia featuring leading experts lecturing in various dental specialties

All this under one roof at the Palais des congrès de Montréal in the heart of downtown Montreal.

**FOR MORE INFORMATION, PLEASE CONTACT:**  
**Journées dentaires internationales du Québec**  
 625, boul. René-Lévesque Ouest, 15<sup>e</sup> étage, Montréal, QC H3B 1R2  
 Tel.: 514 875-8511 • Fax: 514 875-1561  
 E-mail: [congres@odq.qc.ca](mailto:congres@odq.qc.ca) • Website: [www.odq.qc.ca](http://www.odq.qc.ca)

**ANNUAL CONVENTION**  
**ORDRE DES DENTISTES DU QUÉBEC**  
 AN ADA CERP RECOGNIZED PROVIDER

**PLEASE SEND ME MORE INFORMATION**

Name \_\_\_\_\_

Address \_\_\_\_\_ City \_\_\_\_\_ State \_\_\_\_\_

Zip Code, Country \_\_\_\_\_ Telephone \_\_\_\_\_ E-mail \_\_\_\_\_



# Newly approved: radiopaque injectable hybrid restorative

*BEAUTIFIL Flow Plus restorative is 'changing dentistry for the better'*

Shofu will be demonstrating its revolutionary product BEAUTIFIL Flow Plus during the Ontario Dental Association Annual Spring Meeting at booth No. 1127 this year. Newly approved in Canada, this radiopaque injectable hybrid restorative combines mechanical properties that rival leading hybrids, with the superior adaptation that can be achieved only with a flowable delivery. Approved for all indications (Class I-V), this new concept avails new clinical techniques that promise to revolutionize how restorations are performed, while at the same time, provide a host of benefits and advantages over traditional hybrid layering techniques.

## All-in-one base, liner and restorative

Traditional methods of filling and packing hybrids can be time consuming, presenting technique-sensitive issues that may result in post-op sensitivity and/or failure of the restoration. With BEAUTIFIL Flow Plus, material can be syringe-delivered where needed and cured in two-millimeter increments all the way up to the occlusal surface. See Figure 2 and Figure 3, Class I restoration, before and after. Using a single material not only simplifies the steps to perform restorations, it also reduces inventory needs and helps facilitate both setup and clean-up — making for a more productive office.

## Flowable adaptation with the strength of a hybrid

The flowable consistency of BEAUTIFIL Flow Plus provides superior adaptation to tooth structure when compared with hybrids. Because the material is flowed into the preparation, rather than being packed as with hybrids, dentists can achieve a tight marginal seal with minimal instrumentation. This helps reduce the occurrence of voids inherent in traditional hybrid packing techniques. Unlike other flowables on the market, BEAUTIFIL Flow Plus is approved for all indications, making it perfectly suited for those difficult to reach Class IIs.

In addition to superior adaptation, BEAUTIFIL Flow Plus was specifically designed to stand up to the rigors of the occlusal surface and marginal ridge. High filler content and unique chemical properties ensure that clinicians have all of the material strength found in leading hybrids. Internal studies confirm that compressive strength, flexural strength, toothbrush wear and other mechanical properties are clinically equivalent to leading hybrids on the market. Using this new approach, den-

## Here in Toronto

Learn all about BEAUTIFIL Flow Plus at booth No. 1127. You can contact Shofu Dental Corp. at (800) 827-4638 or visit [www.shofu.com](http://www.shofu.com).

tists can now achieve better adaptation, with a stronger material, in fewer and less complicated steps.

## It just stays put

One of the many distinguishing features of BEAUTIFIL Flow Plus is that it stays where you put it. Older-generation flowables tend to spill out of the prep; BEAUTIFIL Flow Plus provides precision stacking capabilities with no slump. This is particularly important when working at awkward angles or with fidgety patients. Two distinct viscosities add to dentists' treatment options. See Fig. 4, Foo/Fo3 material. "Foo" Zero Flow (0.0 mm of flow held vertically for one minute) is ideal for stacking, especially in the marginal ridge. "Fo3" Low Flow (3 mm of flow held vertically for one minute) handles more like a traditional base or liner. That said, the mechanical properties for both viscosities are similar and can be used interchangeably. Both Foo and Fo3 display self-leveling characteristics that make polishing easier than ever.

## Clinically proven benefits

Shofu's proprietary GIOMER technology utilizes "Surface Pre-Reacted Glass" (S-PRG) filler, providing a wealth of benefits for high-carries-index patients. Simply put, S-PRG filler is composed of a glass core with a surface-modified layer that protects the durability and aesthetics of the glass from moisture, while still allowing beneficial ions to travel freely between the S-PRG filler and the oral environment. Many competitive restoratives release fluoride initially, but deplete their charge within a matter of weeks. With S-PRG technology, fluoridated products, such as toothpaste and mouthwash, recharge the filler material, providing sustained preventative benefits over the life of the restoration.

Numerous independent clinical studies show S-PRG fillers to display biomimetic properties that help protect the restoration and surrounding tooth structure from harmful bacteria. Studies on BEAUTIFIL Flow Plus's sister product, BEAUTIFIL II, a hybrid restorative, highlight these results.

As published in JADA, a University of Florida study found that restorations containing S-PRG filler showed no failures, no secondary caries and no post-op sensitivity over an eight-year period.



Fig. 1: Newly approved in Canada, BEAUTIFIL Flow Plus radiopaque, an injectable hybrid restorative, combines mechanical properties that rival leading hybrids. Photos/Provided by Shofu



Fig. 2



Fig. 3

Figs. 2, 3: Before (Fig. 2) and after (Fig. 3) Class I restoration shows BEAUTIFIL Flow Plus can be syringe-delivered where needed and cured in two-millimeter increments all the way up to the occlusal surface.

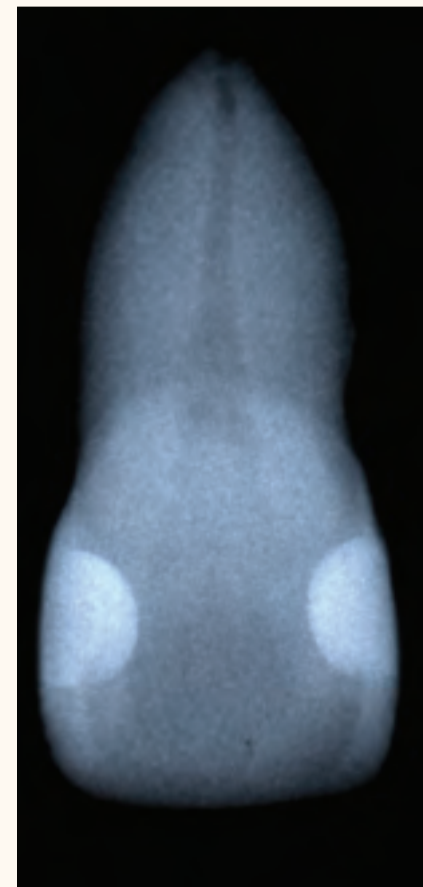


Fig. 4: "Foo" Zero Flow (0.0 mm of flow held vertically for one minute), left, is ideal for stacking, especially in the marginal ridge. "Fo3" Low Flow (3 mm of flow held vertically for one minute), right, handles more like a traditional base or liner.

A 13-year recall of these patients is currently under way.

## Quality and durability

For decades, Shofu's "Brownies," "Greenie" and other polishers have been synonymous with quality and durability in dentistry. While many companies would be complacent as the "go-to" polishing company, Shofu has been on a mission to change dentistry for the better with innovative chemical restoratives such as BEAUTIFIL Flow Plus. Exceptional strength, handling and unique bio-active filler technology make it a product worth seeing for yourself.



(Source: Shofu) Fig. 5: Radiopacity of Foo and Fo3.