

# today



AMERICAN ACADEMY OF IMPLANT DENTISTRY

 <p><b>Taking a look at the science of the matter</b></p> <p>Three-layer placental membrane adds extra thickness and a better protective barrier.</p> <p>»page 8</p>	 <p><b>Practicing in the digital dentistry era</b></p> <p>One doctor reflects on how dynamic guided surgery has been a complete game changer.</p> <p>»page 9</p>	 <p><b>All the KEY moments</b></p> <p>Browse a photo gallery from Keystone Dental Group's one-day educational conferences.</p> <p>»page 9</p>
---	---	--

# Welcome to Chicago!

## AAID ANNUAL CONFERENCE



### By AAID Staff

■ We hope you enjoy the 70th Annual Conference presented by the American Academy of Implant Dentistry (AAID).

In this hybrid meeting, implant dentists and their staff members from around the world have traveled to AAID's home base in Chicago to learn, network and socialize, while others are viewing the on-demand live-streamed sessions from the comfort of their homes. This year's theme will explore topics such as "Mentoring Transformations," "Navigating Complications," "Global Perspectives" and "Clinical Innovations."

Look through this issue of *today* to peruse the presentations and events happening so far at the AAID 70th Annual Conference.

Stop by the AAID Membership booth (No. 837) to learn more about the AAID. New members, first-time attendees and students will receive a ribbon and a special gift.

Visit the Main Podium sessions for the most current information on implants or sign up for a hands-on workshop if you didn't have time before you arrived on-site. If you missed a course, don't forget to go online and watch it before Nov. 30.

You also can register for extended time to access all the meeting has to offer. Go to [www.aaid.com/annual](http://www.aaid.com/annual) or stop by the registration desk to add it on.

We hope you take advantage of all Chicago has to offer! And mark your calendar for the AAID 71st Annual Conference, being held Sept. 21-24, 2022, at the Hilton Antole in Dallas.

## Support the AAID Foundation

### By AAID Staff

■ The AAID Foundation has expanded the science of oral implantology through research, education and charitable programs since 1982. The foundation supports students and researchers through its grants program.

2021 marks the foundation's 25th year in providing research grants. During that time, 142 students have been provided grants, totaling \$1.2 million.

The Smile, Veteran!™ Program is the foundation's premium charitable program. The program assists veterans in accessing and receiving dental implant services from AAID credentialed members. The program has the corporate support of Zimmer Biomet, RTI Surgical, Rocky Mountain Tissue Bank, Midwest Dental Arts and Root Laboratories.

In 2021, the Smile, Veteran! Pro-

»see FOUNDATION, page 3



**neoss** | ProActive Edge Implants

Excellent primary stability with a 1 - 2 step drilling protocol!

- ✓ Proven high initial stability<sup>2</sup>
- ✓ Simplified drilling protocol
- ✓ Minimal bone removal

**Stability at your fingertips**

<sup>1</sup>Neoss ProActive® Edge Implant Ambassador Program  
<sup>2</sup>Luna M, Peterson A, and Sennedy L. Primary stability of three different aggressively threaded and tapered implants in low-density polyurethane. COIR, 2020; 31S20: 60

Neoss Inc | T +1 818 432-2600 | E [contact.us@neoss.com](mailto:contact.us@neoss.com)

**PALTOP**

A KeystoneDentalGroup Brand

# SCIENCE MEETS INNOVATION

## Concave Profile

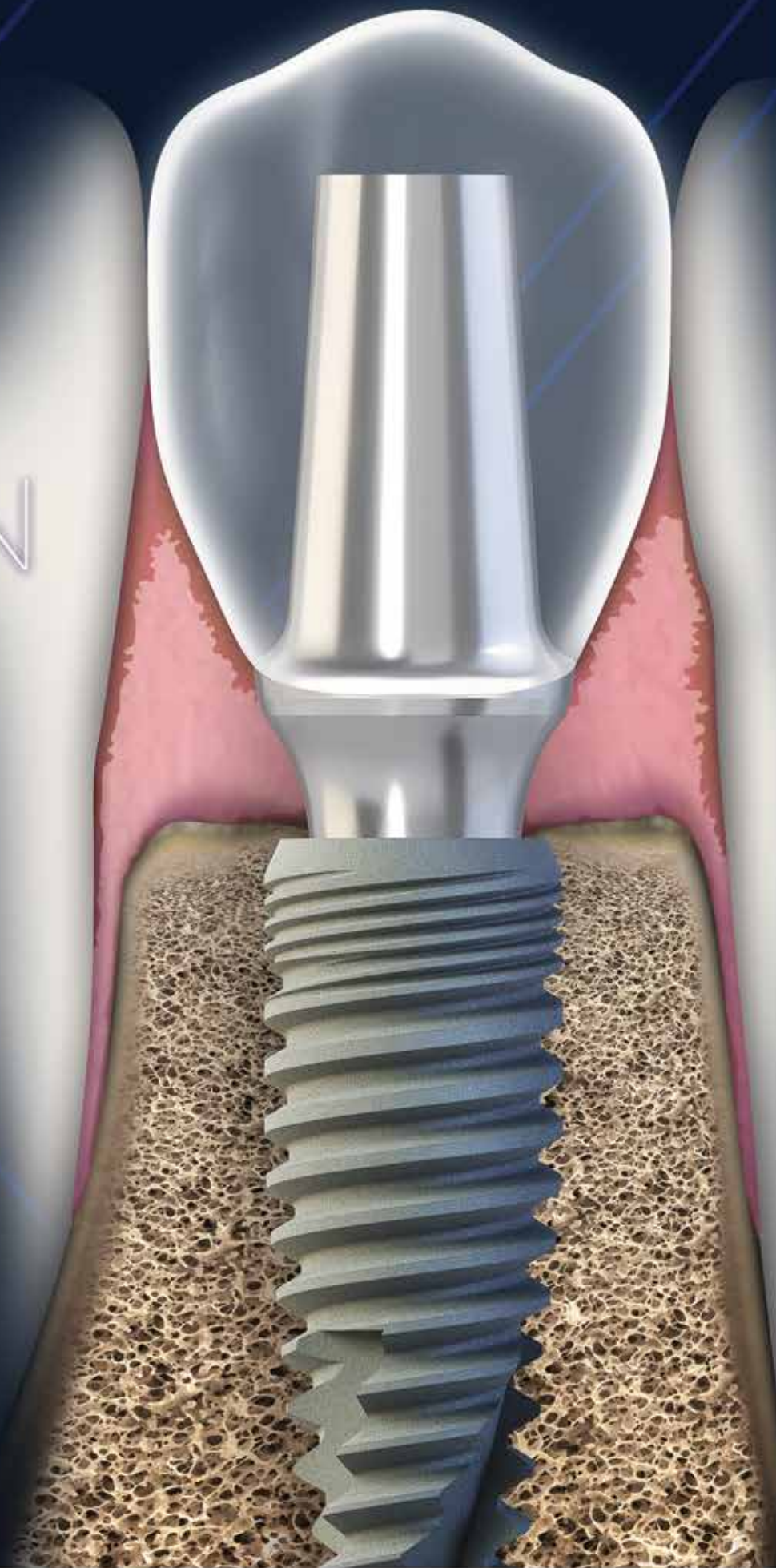
The prosthetically driven concave design increases soft-tissue volume, improving blood supply supporting an optimal emergence profile.

## KLEAN Surface

Sandblasted acid-etched surface, with an extensive multi-stage cleaning process, utilizes ultra-pure water (UPW) which removes undesired residues, providing a clean surface and maintaining an intact oxide layer.

We Follow Science™

[KeystoneDental.com](http://KeystoneDental.com)



**today** About  
the Publisher

Tribune America, LLC  
118-35 Queens Blvd., Ste. 400  
Forest Hills, N.Y. 11375  
Phone: (212) 244-7181  
E-mail: [info@dental-tribune.com](mailto:info@dental-tribune.com)  
[www.dental-tribune.com](http://www.dental-tribune.com)

**Publisher & Chairman**  
Torsten Oemus  
[t.oemus@dental-tribune.com](mailto:t.oemus@dental-tribune.com)

**President/Chief Executive Officer**  
Eric Seid  
[e.seid@dental-tribune.com](mailto:e.seid@dental-tribune.com)

**Group Editor**  
Kristine Colker  
[k.colker@dental-tribune.com](mailto:k.colker@dental-tribune.com)

**Managing Editor**  
Fred Michmershuizen  
[f.michmershuizen@dental-tribune.com](mailto:f.michmershuizen@dental-tribune.com)

**Product/Account Manager**  
Humberto Estrada  
[h.estrada@dental-tribune.com](mailto:h.estrada@dental-tribune.com)

**Product/Account Manager**  
Maria Kaiser  
[m.kaiser@dental-tribune.com](mailto:m.kaiser@dental-tribune.com)

**Client Relations Coordinator**  
Leerol Colquhoun  
[l.colquhoun@dental-tribune.com](mailto:l.colquhoun@dental-tribune.com)

**Accounting Department**  
Nirmala Singh  
[n.singh@dental-tribune.com](mailto:n.singh@dental-tribune.com)

**Published by Tribune America**  
© 2021 Tribune America, LLC  
All rights reserved.



today AAID Show Daily Vol. 14 appears during the American Academy of Implant Dentistry's 70th Annual Education Conference in Chicago, Illinois, from Nov. 10 to Nov. 13, 2021.

Tribune America makes every effort to report clinical information and manufacturers' product news accurately, but cannot assume responsibility for the validity of product claims, or for typographical errors. The publishers also do not assume responsibility for product names or claims, or statements made by advertisers.

Opinions expressed by authors are their own and may not reflect those of Tribune America or Dental Tribune International.

# You've already taken the first step: Attending the AAID Annual Conference

By Dr. Duke Heller, 2021 AAID President

■ Implant dentists from all over the world have come together in person and even online for four days of intensive learning. This year's theme, "Pursuing Implant Competency," is really the sounding board for all my presidential goals in 2021: Continuing implant education to make a better implant dentist.

John Maxwell, a life coach and author, said: "For the person trying to do everything alone, the game really is over. If you want to do something big, you must link up with others. One is too small a number to achieve greatness. That's the Law of Significance."

Most of us would agree that we, in AAID leadership, walked on the shoulders of those leaders and pioneers who went before us. The AAID needed past giants to get AAID where it is today – specifically those who were willing to teach something new or do something better.

And we need you to step up and challenge yourself to learn a new skill, refine something you are already doing but, most importantly, to talk with your peers.

My mentor, Zig Ziglar, taught me to be a constant learner. He taught me the need to be a constant student because things change, and you have to change and grow. And I emphasize the word "grow."

Growth is important because it helps you become a better practitioner and thus help your patients receive better outcomes.

Zig also said: "You are who you are and what you are because of what has gone into your mind. You can change who you are and what you are by changing what goes into your mind."

Jim Rohn, entrepreneur and motivational speaker, said, "Never begrudge the money you spend on

## Conference app

Keep up with the conference on your mobile device with the AAID mobile application. Tweet about your experience in real time. Receive alerts about changes in the schedule. Map out your visits to the exhibit hall by tagging the exhibitors you want to visit and finding their exact location. Plan your attendance at the scientific programs and more.

Search for "AAID Events" in the iTunes or Google Play app stores. Install and open the app. Search "AAID 2021 Annual Conference." Click to launch. To log in to the app, click "Attendees" and enter the username and password that were emailed to you. Can't remember your password? Click "Forgot Password?" to have it emailed to you.

## Guide to PCR Rapid COVID testing

For those needing a PCR Rapid COVID test prior to returning home, here are some locations close to the hotel.

- Mednow Labs River North, 27 E. Illinois St., (847) 347-2575, [contact@mednowlabs.com](mailto:contact@mednowlabs.com). Open 9 a.m. to 7 p.m. Walk-ins welcome.
- ALC Diagnostics Lab, 111 N. Wabash Ave., Suite 1605, [Alcdx.com](http://Alcdx.com). Check website for times. Nasal swab only.
- Northwestern Immediate Care, 345 E. Superior St., 9 a.m. to 4 p.m. Monday to Friday. No appointment necessary.

## Follow AAID on social media

- [Facebook.com/theimplantdentists](https://www.facebook.com/theimplantdentists)
- [Instagram.com/theimplantdentists](https://www.instagram.com/theimplantdentists)
- [Twitter.com/aaid\\_dentists](https://twitter.com/aaid_dentists)
- [Linkedin.com/americanacademyofimplantdentistry](https://www.linkedin.com/company/americanacademyofimplantdentistry)
- [Youtube.com/americanacademyofimplantdentistry](https://www.youtube.com/channel/UCm1p1p1p1p1p1p1p1p1p1p1)

## Events not to miss

- *District caucuses*, Thursday, Nov. 11, noon to 1:30 p.m. Pick up your box lunch in the exhibit hall and head to your district's assigned meeting room to meet with colleagues who practice in the same geographical area to discuss district business. District caucuses are open to credentialed and general AAID members; however, only credentialed members can cast votes.
- *Town Hall: Graduate Education Program Development*, Friday, Nov. 12, 9 to 10:30 a.m. in Michigan 2. Come learn about AAID's initiative to start masters programs in implant education.
- *AAID Annual Business Meeting*, Saturday, Nov. 13, 2 to 4 p.m., in the Grand Ballroom. Each year the AAID convenes the annual business meeting at the conclusion of the annual conference. The voting members gather to induct the new associate fellow and fellow members, award the honored fellow designation, elect national officers and conduct any other governing business. General members and non-members are encouraged to attend and observe the proceedings. Family and friends are also invited to attend the induction of the newly credentialed members.

your own education. If you don't change what you are doing today, all of your tomorrows will look like yesterday." He also said, "If you

want to earn more, learn more."

If you haven't introduced yourself, please come up to say hello! I can't wait to meet you.

## FOUNDATION "from page 1"

gram completed its first three cases, thanks to Dr. Ed Kusek, Dr. Aaron Cruthers and Dr. Jesse Barreto. This work would not have been possible without the support from the AAID membership and corporate partners. Every contribution has had an impact on the future of the communities where patients live, work, learn and play.

This year, the foundation is offering three ways for you to support the it during the conference:

1. Bid on a silent auction item. Text



"AAIDF" to 76278 to register and bid on educational courses, dental tools and materials, travel packages and other items.

2. Participate in the 2021 Board Challenge. Donate to either the AAID Board of Trustees or the AAID Foun-

dation Board and help us reach the fundraising goal of \$75,000.

3. Enter the foundation's AAID raffle with the chance to win. Raffle tickets are \$100 each, and all proceeds benefit the AAID Foundation and its programs. (Winning amount is based on the number of \$100 tickets sold during the 2021 Annual Conference.)

For more information about the foundation, visit the foundation's booth in the exhibit hall or contact Barb Tieder, foundation director, at (312) 210-8703 or [foundation@aaid.com](mailto:foundation@aaid.com).

# Associate fellows and fellows: AAID credentials recognized and valued

By AAID Staff

■ AAID stands for excellence in education, scientific development and patient care. The academy provides bona fide credentialing in implant dentistry through the associate fellow and fellow membership examinations.

More information is available on the AAID website at [www.aaid.com](http://www.aaid.com) or by contacting [credentialing@aaid.com](mailto:credentialing@aaid.com) or calling (312) 335-1550.

## Associate fellow membership

### Requirements

- Are you dedicated to providing the best possible treatment?
- Experienced in surgical placement of dental implants and/or the replacement of teeth?
- A licensed dentist?
- Completed at least 300 hours of postdoctoral or continuing education related to implant dentistry in the past 12 years?
- Have one or more years of experience in implant dentistry?

### The examination process

- **Part 1 exam (written):** 150 multiple choice questions to demonstrate knowledge of implant dentistry.
- **Part 2 exam (oral/case):** Demonstrate competency through five standardized case discussions (oral exam) and presentation and review of the candidate's own cases (case exam).

### Once elected:

- Attend the next AAID Business Meeting to be inducted as an associate fellow.
- Maintain an associate fellow

## Congratulations to the Class of 2021 inductees!

### AAID 2021 Honored Fellows

- Ramsey Amin, DDS, Burbank, Calif.
- Michael Fioritto, DDS, Mentor, Ohio
- Olinga Hargreaves, DDS, Denver, Colo.
- Mayur Mehta, DDS, Palm Harbor, Fla.
- James Miller, DMD, Hillsboro, Ore.
- Rajiv Patel, BDS, MDS, Deland, Fla.
- Gilbert Tremblay, DMD, Quebec, Canada

### AAID 2021 Fellows

- Andy Ray Burton, DDS, Hood River, Ore.
- Han Choi, DDS, Mesa, Ariz.
- Cody Gronsten, DDS, Mitchell, S.D.
- Miguel Scheel, DMD, Fort Myers, Fla.

### 2021 Associate Fellows

- Nabil Achache, DMD, Ottawa, Ontario, Canada
- Ingy Aly, BDS, Vancouver, Wash.
- Luis Brea Jr., DDS, MDS, Bridgeport, Conn.
- Marvin Chan, DDS, Highland Heights, Ohio
- Srikanth Cherukadu, DMD, San Antonio, Texas
- Ryan El-Majzoub, DMD, Orleans, Ontario, Canada
- Andrew Farkas, DDS, Paradise Valley, Ariz.
- D. Craig Fitch, DDS, San Luis Obispo, Calif.
- Richard Furman Jr., DMD, Vancouver, Wash.

- Hamed Ghorbanian, DDS, Norco Calif.
- Brooks Green, DDS, Lyons, Ind.
- Daniel Guindi, DDS, Loma Linda, Calif.
- Kavish Gurjar, DDS, Rockville, Md.
- David Halls, DMD, Show Low, Ariz.
- Asaf Hever, DDS, Westlake Village, Calif.
- Austin Hoffner, DDS, Findlay, Ohio
- Chris Kondorossy, DDS, Richmond, Va.
- Eri Kubota, DDS, PhD, Nagoya, Japan
- David Lawrence, DDS, Oklahoma City, Okla.
- Thinh Luong, DDS, West Melbourne, Fla.
- John Machi, DDS, Oshkosh, Wis.
- David Magid, DMD, West Caldwell, N.J.
- Josh Nagao, DDS, Tucson, Ariz.
- Karim Naguib, DDS, Lancaster, Calif.
- David Nguy, DDS, Toronto, Ontario, Canada
- Niels Oestervemb, DDS, Winchester, Va.
- Vikaskumar Patel, DDS, Laurel, Mo.
- Jeremy Sant, DDS, Chandler, Ariz.
- Lee Shik Shin, DDS, Little Elm, Texas
- Frederick Slete, DDS, Jackson, Miss.
- David Tapani, DDS, Rochester, Miss.
- Sebastian Thomas, BDS, MDS, Kottayam, India
- Steven Vorholt, DDS, Scottsdale, Ariz.
- Eric Wang, DDS, Medina, Minn.

### 2021 Presidential Citations

- Robert Buhite, DDS
- O. Hilt Tatum, Jr., DDS

credential by attending one of every three AAID annual conferences.

- Keep your membership in good standing.

## Fellow membership

### Requirements

- Be a licensed dentist.
- AAID member in good standing.
- Completed at least 400 hours of postdoctoral or continuing education related to implant dentistry.
- Have five or more years of experience in implant dentistry.
- Fully knowledgeable of both surgical and prosthetic phases.
- Attend an AAID annual conference, district meeting or educational course in the past two years.
- Completed at least 50 cases of dental implant treatment.

### The examination process

- Oral/case examination demonstrating competency in all phases of implant dentistry, through five standardized cases and in-depth discussion of 10 of one's own patient cases.
- Review of professional credentials, such as implant dentistry presentations and publications for peers; holding offices in an implant dentistry organization or local or state dental society; board certification; or completion of a full-time advanced education program in implant dentistry, oral and maxillofacial surgery, periodontology or prosthodontics.

### Once elected:

- Attend at least one of every three AAID annual conferences.
- Keep your membership in good standing.

## Attend the Main Podium sessions

■ The Main Podium sessions feature presentations about the timeliest issues facing today's practicing implant dentist. Join your colleagues as you learn from world-class experts.

Most Main Podium sessions are recorded and will be available for purchase after the conference at [myaaid.com](http://myaaid.com).

The following are the Main Podium sessions to be presented and lives-

treamed from the Grand Ballroom. If you've missed any of these sessions, go online before Nov. 30 to watch and collect C.E. credit.

### Thursday

- MP05 Avoiding Implant Prosthesis Complications
- MP06 Implant Complications and Their Surgical Management
- MP07 Pharmacological Induced Complications in Implant Dentistry
- MP08 BEWARE! Avoiding the Obstacles for Success on Your Full-arch Journey
- MP09 Complications That Keep You Awake at Night and Their Manage-

ment in the Implant Practice

- MP10 The Successful Management of Dental Implant Complications

### Friday

- MP11 Augmentation of Severe Bony Defects with Intraoral Bone Grafts: Biological Approach and Long-Term Results
- MP12 Thinking Outside the Box in Modern Implantology
- MP13 Implant Positioning into Narrow Crestal Bone
- MP 14 Soft Tissue Management for Esthetic Dilemmas
- MP15 Two Centuries of One-Piece and Two-Piece Dental Implant

Systems

- MP 16 Maxillary Growth in Implantology Complications, Management, and Prevention

### Saturday

- MP17 A 40-Year Journey of Implant Dentistry
- MP18 The Digital Immediate Loading Protocol with Full-arch Implant Cases
- MP19 The BABE Graft and Autologous Platelet Concentrates—where Are We Today?
- MP20 Stay on Target: How Dynamic Navigation Can Be Used with Advanced Surgical Techniques

# You Can Navigate More Implant Cases with **X-GUIDE**

X-Guide® dynamic 3D navigation can be beneficial in many implant applications in your practice, empowering you to deliver more immediate, more accurate and less invasive dental implant options.

## CLINICAL APPLICATIONS OF DENTAL IMPLANT SURGERY



X-Guide allows dentists to provide all the benefits of less invasive, navigated surgery in more case presentations from single tooth replacement to full-mouth edentulous reconstruction.

LEARN MORE ABOUT X-GUIDE  
**CASE STUDIES & CLINICAL APPLICATIONS!**

[www.X-NavTech.com](http://www.X-NavTech.com) | 267-436-0420

**X-NAV**  
TECHNOLOGIES

Visit booth #604

# X-Nav achieves a milestone with its navigation system

By X-Nav Technologies Staff

More than 150,000 dental implants have been surgically placed using X-Guide® Dynamic 3D Navigation – a system designed to assist dental surgeons in achieving more accurate and less invasive dental implant results than freehand surgery.

The announcement was made recently by X-Nav Technologies, the company behind the system. X-Nav is a medical device company that develops surgical products for the dental market that advance patient care while improving doctor productivity.

According to the company, the X-Guide surgical implant navigation system has been eagerly accepted by the dental community. Its success can be attributed to remarkable ease-of-use and seamless integration into the fully digital surgical and prosthetic workflow, the company said.

“We are proud of our customers for believing this is the best technology for their practice and opting to offer the capabilities of X-Guide surgical navigation to their patients,” said Edward Marandola, president of X-Nav Technologies. “The significance of this growth shows that not only does X-Guide surgical navigation have a place in today’s dental implant practice, but that the technology is utilized regularly to improve patient care.”

The X-Guide system is being used in more than 40 countries to offer patients a minimally invasive option for dental implant surgeries. It is designed to assist dental surgeons on a broad range of clinical implant procedures, from a single tooth replacement to full-arch mouth reconstruction.

Dental implants can be navigated more precisely with the X-Guide system, which plays a key role in the functional outcome of the procedure, as well as facilitating more immediate esthetic and restorative success, according to the company. The benefits of more accurate placement to both the surgeon and the patient are profound, the company said.

The X-Guide Dynamic 3D Navigation system allows the surgeon to digitally plan the ideal treatment and then provides turn-by-turn guidance of the handpiece to that target during live surgery – like GPS for the dental drill, the company said.

## X-GUIDE

### Global Leader in Navigation

150,000+ IMPLANTS NAVIGATED WITH X-GUIDE

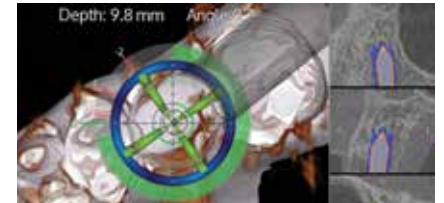
42 COUNTRIES

22 LANGUAGES

30 PATENTS

15 TRADEMARKS

30+ UNIVERSITIES



• Dentists around the world embrace advanced surgical navigation technology to deliver more accurate and less invasive dental implants to patients. (Photos/Provided by X-Nav Technologies)

“It is exciting to see the global dental community embrace X-Guide Dynamic 3D Navigation so enthusiastically over the past few years,” Marandola said. “We look forward to continuing the momentum by driving innovative and useful advancements to the technology that will further enhance patient care and doctor productivity.”




### Here in Chicago

For more information on X-Nav Technologies and clinical applications of dynamic navigation, stop by booth No. 604, visit [www.X-NavTech.com](http://www.X-NavTech.com) or call (855) 475-9628.

Everything For Your Implant Practice But The Implants<sup>®</sup>

**NEW!** **SALVIN**<sup>®</sup>  
**AMNIO** **EXCITE**<sup>®</sup>  
Amnion / Chorion  
Membrane

**Structure of Salvin AmnioExcite<sup>®</sup>  
3-Layer Placental Membrane**



**AmnioExcite<sup>®</sup> Includes Both Amnion And Chorion PLUS The Trophoblast Layer**

**The Trophoblast Layer Contains More Than 50% Of  
The Biologically Relevant Proteins In The Placental Membrane <sup>(1)</sup>**

- 4X Thicker Than An Amnion Or Chorion Membrane For A Substantial Protective Barrier <sup>(2)</sup>
- Does Not Fold In Upon Itself When Rehydrated, Making It Much Easier To Handle
- LifeNet Health<sup>®</sup>'s Matracell<sup>®</sup> Decellularization Process Serves To Minimize Immunogenic And Inflammatory Responses <sup>(3,4)</sup>



"As a user of amnion membranes for over 15 years, I have found AmnioExcite<sup>®</sup> from Salvin to be a great addition to my practice. AmnioExcite<sup>®</sup> is much easier to handle and place, but still adapts to adjacent structures such as bone, tooth roots or dental implants. It has the perfect balance of adaptation and handling that has been missing in amnion membranes, and I'm very pleased with the results."

**-Dr. Nick Shumaker**  
Periodontist, Fort Collins, CO

1. LifeNet Health. TR-004-2020 Characterization of the Amnion, Chorion, and Trophoblast Layers of Decellularized and Freeze-Dried Placental Membrane. 2020.

2. Verbruggen SW, Oyen ML, Phillips AT, Nowlan NC. Function and failure of the fetal membrane: Modelling the mechanics of the chorion and amnion. PLoS One.2017; 12(3):e0171588

3. LifeNet Health, inventor US2018/0361026A1 pending. USA2018. US patent 6743574

4. Moore MA, Samsell B, Wallis G, Triplett S, Chen S, Jones AL, et al. Decellularization of human dermis using non-denaturing anionic detergent and endonuclease: a review. Cell Tissue Bank. 2015;16(2):249-59.

# Science behind the 3-layer placental membrane

By Salvin Dental Specialties Staff

■ The new AmnioExcite placental membrane, available from Salvin Dental Specialties, includes both amnion and chorion layers plus a trophoblast layer. According to the company, the trophoblast layer contains more than 50 percent of the biologically relevant proteins in the placental membrane,<sup>1</sup> and LifeNet Health's patented and proprietary Matracell decellularization process serves to minimize immunogenic and inflammatory responses.<sup>7,8</sup>

The amnion membrane by itself is thin and contains only a small portion of the biological factors found in the full-thickness placental membrane, Salvin said. The chorionic membrane contains many of the same growth factors as the amnion membrane. However, the trophoblast layer holds a majority of the proteins and growth factors in the full-thickness placental membrane.<sup>1</sup>

AmnioExcite is approximately four times thicker than an amnion or chorion membrane for a more substantial protective barrier.<sup>2</sup> AmnioExcite's unique thickness may help prevent bacterial ingress and thus inflammation associated with infec-



(Photo/Provided by Salvin Dental Specialties)

tion, the company said.

AmnioExcite does not fold in upon itself when rehydrated, making it much easier to handle and less likely to migrate away from the surgical site during the healing process.<sup>3</sup>

Unlike other amnion/chorion membrane allografts, the layers in AmnioExcite are never separated during the entire process because separation can adversely impact retention of the native growth factors.<sup>4</sup>

In most placental-based allografts, the trophoblast layer is removed. However, by removing this layer, a rich source of beneficial endogenous biological factors and the thick structural matrix is also removed.<sup>1</sup> Therefore, AmnioExcite retains more

endogenous growth factors than similar placenta-derived allografts by being processed as an intact, whole placental membrane, according to Salvin.

A few tissue processors do retain the trophoblast layer without removing viable and non-viable cells, which may provoke an immune response because of the presence of antigens on the cell surface.<sup>5</sup> The ideal solution is to leave the thick, nutrient-rich extracellular matrix of the trophoblast layer intact but remove the donor cells to minimize an immune or inflammatory response.

LifeNet Health has solved this problem by processing AmnioExcite with its Matracell decellularization process.<sup>6,7</sup> Matracell is a patented

## Here in Chicago

To learn more about AmnioExcite and other products, visit Salvin Dental Specialties at booth No. 828, go to [www.salvin.com](http://www.salvin.com) or contact the company directly at (800) 535-6566.

and validated process that renders allograft tissue acellular without compromising the biomechanical or desired biochemical properties of the allograft bio-implant for its intended surgical application.<sup>8</sup>

Both Salvin Dental and LifeNet Health have an exemplary safety record. Since 1995, LifeNet Health has processed more than 7 million bio-implants with its Allowash technology, without a single case of disease transmission. AmnioExcite has a Sterility Assurance Level (SAL) of 10<sup>-6</sup>, which is the recommended SAL for medical devices or allografts that are implanted or come in contact with breached skin.

To learn more about AmnioExcite or to place an order, call Salvin Dental Specialties at (800) 535-6566.

(A full list of references is available from the publisher.)

# Excellent primary stability with only 1 to 2 drills

By Neoss Staff

■ Neoss ProActive® Edge is a one-of-a-kind implant, according to the company – a powerful addition to the Neoss implant family with outstanding primary stability even in soft or compromised bone.

A revolutionary one- to two-step drilling protocol prepares the site with minimal bone removal and provides you with immediate feedback during placement.

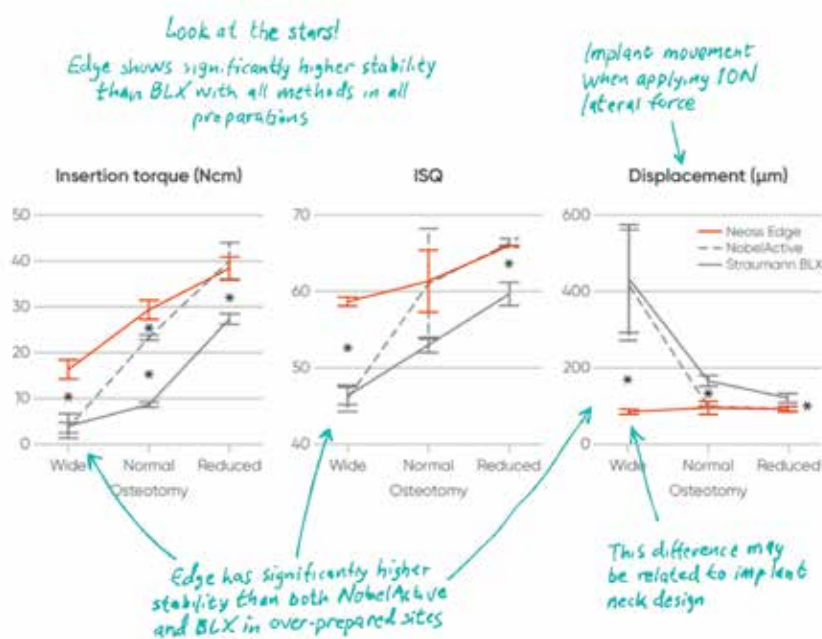
The drills are directly matched to the implant and thread designs, making placement faster, simpler and reducing chair time for you and your patients, the company asserts.

A pre-clinical study has shown that the Neoss ProActive Edge implants achieve equal or better implant stability than top premium brand implants, according to the company. In addition, Neoss ProActive Edge was the only implant that maintained outstanding implant stability in all situations, even in cases with over-prepared osteotomies, making it highly predictable to use.<sup>1</sup>

The predictability of the Neoss ProActive Edge implant has been further confirmed in a clinical use study, the



Science in Practice



Turra M, Petersson A, and Sennerby L. Clin Oral Implants Res 2020; 31(S20):60

company says. High primary stability was achieved for all implants, allowing for immediate or early load in

support of single crowns and partial bridges as well as for full-arch restorations.

## Here in Chicago

To learn more about the Neoss ProActive Edge, stop by the Neoss booth, No. 512.

All implants remained in function during the entire one-year observation period with minimal (-0.5 mm) bone remodeling.<sup>2</sup>

Like all Neoss implants, Neoss ProActive Edge features the clinically proven super hydrophilic ProActive surface and the highly trusted NeoLoc® connection. According to the company, it's one prosthetic platform across three implant ranges with one screwdriver connection, making it "Intelligent Simplicity."

## References

1. Turra M, Petersson A, and Sennerby L. Primary stability of three different aggressively threaded and tapered implants in low-density polyurethane. COIR. 2020; 31(S20): 60.
2. Turra M, Andersson P, Verrocchi D, Sennerby L. A retrospective case series report on a novel aggressively threaded and tapered implant. COIR. 2020; 31(S20): 257.



# Practicing in the digital dentistry era

By Dr. Howard Gluckman

■ Digital dentistry and the digital workflow have become a critical part of our practice. One of the main reasons for this is the ability for us to better serve our patients on many fronts. From diagnosis to communicating treatment plans to fabrication of materials needed for surgery and prosthetics, digital dentistry has become essential and indispensable.

Digital dentistry begins with the end in mind. DSD forms a key part of our diagnostic abilities to ensure the patient-centric outcome. Digital photography is an essential function alongside another big part, which is the use of CBCT as well as intraoral scans.

All of these provide us with the essential information and documentation required for our procedures. The information that we collect digitally then allows us to draw up treatment plans and then communicate them with the patient or with other practitioners or specialists. It also



• Dr. Howard Gluckman uses the Navident System. (Photo/Provided by ClaroNav)

allows asynchronous communication with other practitioners so we can share and treatment plan or seek advice from other experts in order to achieve the best results possible.

As critical as all this initial documentation and treatment planning is, it is even more critical that we are able to transfer all the planned treatment with precision and accuracy into the oral cavity. Static guided surgery is one way of transferring our plans; however, this treatment option does not allow us to modify this plan

## Here in Chicago

To learn more about Navident by ClaroNav, stop by booth No. 1009, visit [www.claronav.com](http://www.claronav.com) or call (844) 628-4336.

should we find the need for minor or even major changes once one we begin the treatment.

Dynamic navigation or dynamic guided surgery like the Navident System not only provides the accuracy needed, it also allows for real-time modification of a plan to best suit the patient's needs. This technology is not only available for most modes of surgery but also for endodontics and endodontic surgery. This has been an absolute game changer for our practices and for our patients, and it has further enhanced our abilities to provide the most sophisticated treatment possible.

It has dispensed with the need for laboratory-made guides and has put all the planning and execution in my own hands, thus allowing me to be in

control of all aspects from design to execution.

Being able to modify treatment on the fly is an incredibly powerful tool. In most static guides, one is forced to work with what is provided, and if it does not work for any reason, you are either forced to abandon the procedure and come back another day or go back to conventional brain-guided treatment. I prefer the ability to adapt my plan and keep using the technology that's available to continue with my treatment, and all of my patients are hugely appreciative of that fact.

Converting one's practice to a digital practice is not an easy task. It requires upskilling both you and your staff. It requires substantial investment in your practice. However, the benefits far outweigh the negatives. What is most important is the excitement and sense of adventure that it creates for everyone in the practice. It has been a wonderful journey, and I look forward to the future.

It is incredible to be practicing in the digital age.

# Scenes from Keystone's KEY Conferences

■ During 2021, after months of not being able to meet in person, Keystone Dental Group invited clinicians from around the world to participate in three unique one-day conferences to discuss the latest innovations in immediate solutions, full-arch rehabilitation, esthetic restorations and more. These educational topics were presented by world-renowned thought leaders and educators.

Take a look at some highlights of the events.

All photos are provided by Keystone Dental Group.

## Here in Chicago

To learn more about Keystone Dental Group, stop by booth No. 539.



• KEY Conference, Newport Beach attendees listen to leading educators who were part of the sold-out event.



• KEY Conference, Boston group picture (from left): Dr. Anthony Sallustio, Dr. Gregory Toback, Dr. Dennis Tarnow, Dr. David Lustbader, Dr. Jay Neugarten and Dr. Graziano Giglio.



• Melker Nilsson, CEO, offers the welcome and opening remarks during the KEY Conference, Newport Beach.



• Dr. Peter Wohrle and Dr. Hooman Zarrinkelk engage in a discussion after Zarrinkelk's lecture.



• Dr. Tara Aghaloo presents 'Molaris, Molar-Wide Implants' during the KEY Conference, Newport Beach.



• Attendees during one of the breaks of the KEY Conference learn about KDG's products and solutions.