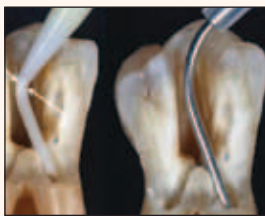


NEW MIXING-TIP OPTION FOR CANALS

Clinician says the Colibri tip helps achieve the ultimate objective: Homogeneous reconstituted structure with high overall strength.

► page A14



HYGIENE TRIBUNE

NATURAL-BASED ROSIN

Varnish ends risk of patients ingesting trace metals; adherence reduces amount of swallowed fluoride.

► page B4



IMPLANT TRIBUNE

RISK AND REWARD

Dr. Frank Spear opens the annual Academy of Osseointegration meeting, Feb. 17–20, in San Diego.

► page c1



It's greater in New York

Greater New York Dental Meeting expands with new Global Orthodontic Conference

The largest dental event in the United States keeps getting bigger. New for this year, the 91st Annual Greater New York Dental Meeting is hosting a Global Orthodontic Conference, with offerings for specialists and general practitioners. Also added to the agenda is a full-day International Oral Cancer Symposium on Saturday. The new events come on the heels of last year's inaugural World Implant Expo, which returns this year with "second-annual" in its title. The expo features top speakers and the latest information on implant treatments and technology.

Also back this year is "Collaboration: Education for Dental Laboratory Technicians" as well as the highly popular "Live Dentistry Arena" right on the exhibit floor.

Dates for education sessions are from Nov. 27 through Dec. 2, and the four-day exhibit hall will be open for business from Nov. 29 through Dec. 2.

Meeting organizers estimate the meet-

ing will attract more than 53,000 attendees from all 50 U.S. states and 137 countries.

As always, preregistration is free for all registrants, with no membership requirements with any organization.


More than 275 speakers from across the world will be presenting more than 300 educational sessions, courses, hands-on workshops and demonstrations.

More than 700 companies will be exhibiting in more than 1,600 booths in the exhibit hall. Just exploring the exhibit hall can earn you one C.E. credit.

A central attraction in the exhibit hall returns this year, with eight real-patient demonstrations scheduled in the Live Dentistry Arena. Also back this year is the Technology Pavilion with educational programs on lasers, digital scanning, CAD/CAM and cone beam.

The meeting features a variety of programs specifically oriented toward wom-

► GREATER, page A2



The 2015 Greater New York Dental Meeting features a four-day exhibition hall with more than 700 companies and top clinicians from across the world delivering presentations on the latest advances in dentistry — all against the backdrop of one of the world's most interesting and vibrant cities.

Photo/Robert Selleck, Dental Tribune

EVENTS

A2–A4

- O'Conference in Vancouver: Luck of the Irish added to Pacific Dental Conference
- Sirona announces upcoming SIROWORLD eEvents
- LVI Core I three-day course enables dentist and team to learn together

INDUSTRY NEWS

A6–A17

- Profin IPR tips overcome obstacles in interproximal reduction techniques
- Smallest dimensional attachment also provides high stability
- 86A Avenger splash hood: Safety hazard intervention at low cost
- Silence snoring with 'Nightlase' and laser-based esthetic applications
- MyRay has two new products being introduced in America
- Visalys Core: a new generation of core buildup material
- New options for non-vital teeth
- Single-bottle adhesive self-cures with no light activation
- Ed Matthews appointed VP of sales at TAUB Products
- Capitol Hill event advocates for increased access to oral health care for older adults
- Alcohol-free dentistry products
- Barrier protection critical with any dental-care glove
- Lead: Is it in your varnish?
- 'WireLess' headlight is self-contained

AD

Dental Tribune America
116 West 23rd Street
Suite #500
New York, N.Y. 10011

PRST STD
US Postage Paid
Permit No. 1239
Bellmawr, N.J.

What reaction do you want?

Learn more and order your FREE SAMPLE
www.vocoamerica.com

Profluorid Varnish
Single Dose

The thin transparent 5% Sodium Fluoride Varnish in a non-messy new delivery system

Call 1-888-658-2584 • www.vocoamerica.com

VOCO
THE DENTALISTS


← GREATER, page A1

en practitioners. There is also a designated program for new dentists.

Tickets are required for all programs with the exception of the alumni/affiliated group programs and the Live Dentistry Arena. Many sessions are multilingual (Spanish, Russian, Portuguese, French and Italian).

Be sure to download the GNYDM 2015 mobile app to make it easier to plan out your attendance strategy. The app's planning tools include a comprehensive search engine and interactive maps that make it easy to find companies, discover products, navigate the show floor and stay up-to-date with meeting-related news and events.

Meeting organizers say that the Greater New York Dental Meeting is designed to create an experience that inspires and empowers. The meeting consistently de-



Flags from around the world in the Jacob K. Javits Convention Center reflect the international nature of the Greater New York Dental Meeting, which offers various sessions in Spanish, Russian, Portuguese, French and Italian. Photo/Dental Tribune

livers countless opportunities to discover new approaches, to touch and feel the latest technologies and materials and to interact with fellow practitioners and top industry representatives.

And, of course, the meeting's biggest attractions of all will be available in full

force: the wonders of New York City at the onset of the holiday season, with shopping, Broadway shows, museums, restaurants, and endless exploring.

(Source: 2015 Greater New York Dental Meeting)


AD

When Patient Safety is Priority, Place Your Trust In the High Performance

PROFIN[®] IPR

- ✓ Diminish risk of excessive stripping.
- ✓ Eliminate risk of damage to gingival tissue.
- ✓ Preserve the natural anatomy of teeth.
- ✓ Reduce procedure time significantly.

Setting a new standard for interproximal reduction, the new Profin IPR System offers improved safety, precision and access.



Profin Directional System is a reciprocating handpiece allowing unlimited access in hard-to-reach areas. Unlike rotary instruments and diamond strips that may ditch enamel or damage underlying tissues, Dentatus' companion Lamineer tips are flat, safe-sided and will not effect adjacent surfaces.



(800) 323-3136
www.DentatusUSA.com

© 2015 Dentatus USA, Ltd. All Rights Reserved

DENTAL TRIBUNE

The World's Dental Newspaper - US Edition

PUBLISHER & CHAIRMAN

Torsten Oemus t.oemus@dental-tribune.com

PRESIDENT & CHIEF EXECUTIVE OFFICER

Eric Seid e.seid@dental-tribune.com

GROUP EDITOR

Kristine Colker k.colker@dental-tribune.com

EDITOR IN CHIEF DENTAL TRIBUNE

Dr. David L. Hoexter feedback@dental-tribune.com

MANAGING EDITOR U.S. AND CANADA EDITIONS

Robert Selleck r.selleck@dental-tribune.com

MANAGING EDITOR

Fred Michmershuizen
fmichmershuizen@dental-tribune.com

MANAGING EDITOR

Sierra Rendon s.rendon@dental-tribune.com

PRODUCT/ACCOUNT MANAGER

Humberto Estrada h.estrada@dental-tribune.com

PRODUCT/ACCOUNT MANAGER

Will Kenyon w.kenyon@dental-tribune.com

PRODUCT/ACCOUNT MANAGER

Maria Kaiser m.kaiser@dental-tribune.com

BUSINESS DEVELOPMENT MANAGER

Travis Gittens t.gittens@dental-tribune.com

EDUCATION DIRECTOR

Christiane Ferret c.ferret@dtstudyclub.com

ACCOUNTING COORDINATOR

Nirmala Singh n.singh@dental-tribune.com

Tribune America LLC
116 West 23rd St., Ste. #500
New York, N.Y. 10011
(212) 244-7181

Published by Tribune America
© 2015 Tribune America, LLC
All rights reserved.

Dental Tribune strives to maintain the utmost accuracy in its news and clinical reports. If you find a factual error or content that requires clarification, please contact Managing Editor Robert Selleck at r.selleck@dental-tribune.com. Dental Tribune cannot assume responsibility for the validity of product claims or for typographical errors. The publisher also does not assume responsibility for product names or statements made by advertisers. Opinions expressed by authors are their own and may not reflect those of Tribune America.

EDITORIAL BOARD

Dr. Joel Berg
Dr. L. Stephen Buchanan
Dr. Arnaldo Castellucci
Dr. Gordon Christensen
Dr. Rella Christensen
Dr. William Dickerson
Hugh Doherty
Dr. James Doundoulakis
Dr. David Garber
Dr. Fay Goldstep
Dr. Howard Glazer
Dr. Harold Heymann
Dr. Karl Leinfelder
Dr. Roger Levin
Dr. Carl E. Misch
Dr. Dan Nathanson
Dr. Chester Redhead
Dr. Irwin Smigel
Dr. Jon Suzuki
Dr. Dennis Tartakow
Dr. Dan Ward

Tell us what you think!

Do you have general comments or criticism you would like to share? Is there a particular topic you would like to see articles about in Dental Tribune? Let us know by sending an email to feedback@dental-tribune.com. We look forward to hearing from you!

If you would like to make any change to your subscription (name, address or to opt out) please send us an email at c.maragh@dental-tribune.com and be sure to include which publication you are referring to. Also, please note that subscription changes can take up to six weeks to process.

“My personal journey at LVI taught me the most cutting edge techniques in dentistry. It taught me how important it is to work on my business and most of all to **love what I do** and provide my patients with life changing dentistry.”

Dr. Conchi M. Sanchez-Garcia, Miami, FL



**LOVE WHAT YOU DO.
DO WHAT YOU LOVE.
LVI CAN SHOW YOU HOW.**

888.584.3237 | LVI Global.com | conciierge@lviglobal.com



Changing Dentistry. Changing Lives.

ADA CERP | Continuing Education Recognition Program | LVI Global is an ADA Recognized Provider ADA CERP is a service of the American Dental Association to assist dental professionals in identifying quality providers of continuing dental education. ADA CERP does not approve or endorse individual courses or instructors, nor does it imply acceptance of credit hours by boards of dentistry. Concerns or complaints about a CE provider may be directed to the provider or to ADA CERP at www.ada.org/providers.
PACE | Academy of General Dentistry Approved PACE Program Provider FAGD/WAOC Credit Approval does not imply acceptance by a state or provincial board of dentistry or AGD endorsement. 6-1-15 to 5-31-19 Provider ID 208432.

O'Conference in Vancouver



Get to Vancouver in March to find what the leprechauns hid at the end of the rainbow. Photo/Provided by Pacific Dental Conference

Pacific Dental Conference plans to include a St. Patrick's Day twist

Because opening day of next year's Pacific Dental Conference coincides with St. Patrick's Day, conference attendees will get to enjoy the holiday with a Western Canada flavor — while also earning C.E. credits.

The PDC, which typically attracts more than 12,500 dental professionals, will be from March 17–19 in Vancouver, British Columbia.

More than 130 local, North American and international speakers will present 150 open sessions and 36 hands-on courses covering a variety of topics. Attend-

ees also will be able to explore Canada's largest two-day dental tradeshow (with more than 300 exhibitors), getting the year's first chance in Canada at seeing the latest in dental equipment and services.

For most attendees, C.E. credit is given for general attendance (up to five hours) and individual courses (up to 20 C.E. credits). Online registration opens Oct. 15 at www.pdconf.com. Special hotel rates are available now.

(Source: Pacific Dental Conference)

Sirona announces upcoming SIROWORLD eEvents

Festivities at dental shows lead to main event in August in Orlando

Dentistry company Sirona Dental Inc. has announced several upcoming SIROWORLD Celebration events scheduled in conjunction with major dental trade shows leading up to the annual SIROWORLD Celebration event that runs from Aug. 11-13 in Orlando.

"SIROWORLD is the event we always dreamed of creating for the dental community," said Sirona President Michael Augins. "(It) is an all-encompassing, epic-scale educational experience that could

not be contained to only celebrating in August 2016; therefore, we are celebrating SIROWORLD throughout the year at various industry trade shows."

SIROWORLD festivities currently planned in conjunction with major dental trade shows include meetings in New York City, Chicago and Anaheim, Calif.

AT GNYDM kick-off celebration: Guest speaker Daymond John

The kick-off celebration takes place dur-

ing the Greater New York Dental Meeting on Sunday, Nov. 29, at TimesCenter in the heart of the city's Times Square District.

Attendees will be treated to an evening of dental education, networking opportunities, food, drinks and special guest speaker Daymond John, an award-winning business executive and star of the ABC network's show "Shark Tank."

► SIROWORLD, page A10

**GNYDM
BOOTH
NO. 4600**



Speaking at the TimesCenter during the GNYDM: Daymond John, an award-winning executive and star of the ABC network show 'Shark Tank.' Photo/Provided by Sirona Dental Inc.

LVI Core I three-day course enables dentist and team to learn together

By Mark Duncan, DDS, FAGD, LVIF, DICOI, FICCMO, Clinical Director, LVI

As a patient, I expect the best care I can find. As a doctor, I want to deliver the best care possible. That takes us to the power of continuing education, and as doctors we are faced with many choices in continuing education.

As a way to introduce you to the Las Vegas Institute for Advanced Dental Studies, or LVI, I want to outline what LVI is about and what void it fills in your practice. The alumni who have completed programs at LVI were given an independent survey, and unlike the typical surveys, 99.7 percent said they love practicing dentistry, and of those surveyed, 92 percent said they enjoy their profession more since they started their training at LVI. That alone is reason enough to go to LVI and find out more.

Functional Dentistry: Power of Physiologic-Based Occlusion

While the programs at LVI cover the breadth of dentistry, the most powerful and life-changing program is generally reported as Core I, "Advanced Functional

Dentistry: The Power of Physiologic-Based Occlusion."

This program is a three-day course that is designed for doctors and their teams to learn together about the power of getting their patients' physiology on their side. In this program, doctors can learn how to start the process of taking control of their practice and start to enjoy the full benefits of owning their practice and providing high-quality dentistry.

Comprehensive care

Whether he or she works in a solo practice or in a group setting, every doctor can start the process of creating comprehensive care experiences for his or her patients.

We will discuss why some cases that doctors are asked by their patients to do are actually dangerous cases to restore cosmetically. We will discover the developmental science behind how unattractive smiles evolve and what cases may need the help of auxiliary health care professionals to get the patient feeling better.

The impact of musculoskeletal signs and symptoms will be explored and how the supporting soft tissue is the most important diagnostic tool you have — not



Las Vegas Institute for Advanced Dental Studies offers Core I, a three-day course for dentists and their teams. Photo/Provided by Las Vegas Institute for Advanced Dental Studies

simply the gingiva, but the entire soft-tissue support of the structures not just in the mouth but also in the rest of the body.

A successful restorative practice doesn't need to be built on insurance reimbursement schedules.

An independent business should stand not on the whims and distractions of a fee schedule but rather on the ideal benefits of comprehensive care balanced by the patients' needs and desires. Dentistry is

a challenging and thankless business, but it doesn't have to be. Through complete and comprehensive diagnosis, there is an amazing world of thank-yous and hugs and tears that our patients bring to us, but only when we can change their lives. The Core I program at LVI is the first step on that journey.

That's why when you call, we will answer the phone, "LVI, where lives are changing daily!"

More beauty, plenty of brawn

Visit us at
Booth #5600

BruxZir[®]

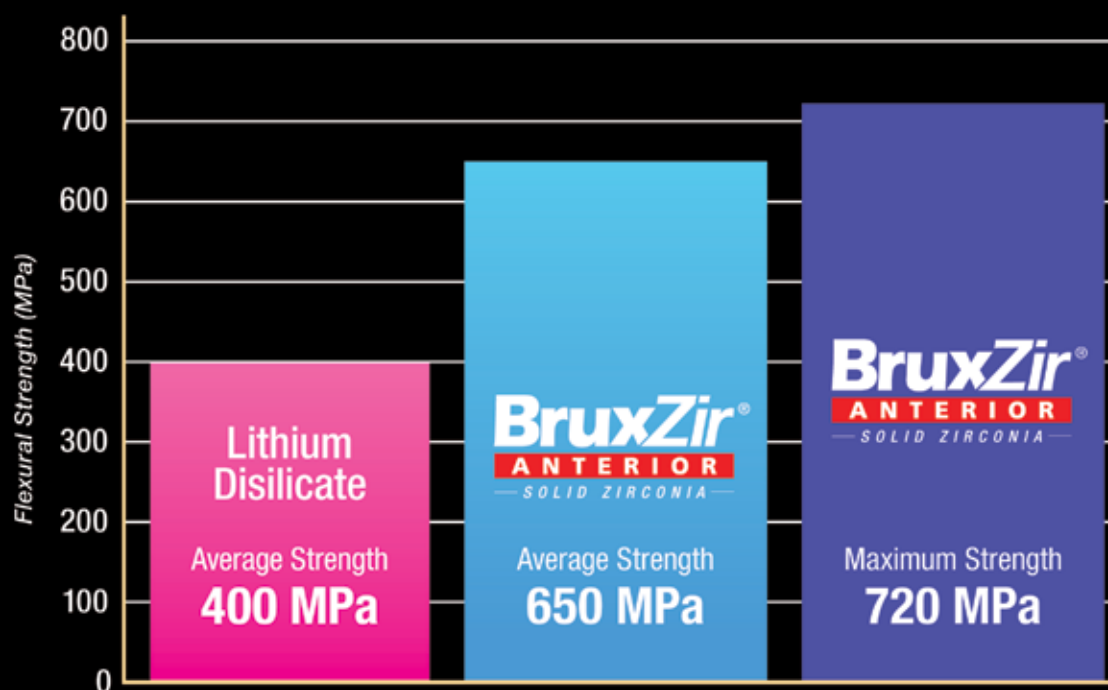
ANTERIOR

— SOLID ZIRCONIA —



BruxZir[®] Solid Zirconia has transitioned from being solely a posterior material to being an anterior material as well. By increasing the amount of yttria in the zirconia oxide, we were able to create BruxZir Anterior, which features increased translucency and esthetics.

Flexural Strength Testing per ISO 6872 specification



Go online and choose from over 338 Authorized
BruxZir Laboratories in the U.S. and Canada
www.bruxzir.com



Profin IPR tips overcome obstacles in interproximal reduction techniques

Unlike rotary instruments, the safe-sided tips will not affect adjacent surfaces

The Dentatus Profin Directional System is a safe, reciprocating handpiece essential to any discipline in dentistry, now more than ever in orthodontics.

Profin IPR overcomes obstacles that exist with traditional interproximal reduction techniques, because often there is potential for reduction to be over- or under-performed. Profin IPR diminishes the risk of excessive stripping, ensuring more conservative removal of enamel in

prescribed amounts. It also eliminates damage to gingival tissue.

More durable orthodontic treatment

With Profin IPR, dentists can correct disproportionate tooth sizes, eliminate crowding, preserve enamel and increase the durability of orthodontic treatment.

Unlike rotary instruments that may ditch enamel or damage underlying tis-

sues, Profin tips are safe-sided and will not affect adjacent surfaces. They are gauged to prescribed amounts of reduction in five sizes, from 0.25 to 0.5 mm.

According to the company, Profin is an extraordinary system for professionally shaping and finishing embrasures, contacts, overhangs and incisal edges. Companion Lamineer Tips are autoclavable, designed for multiuse and available in 30 shapes, sizes, and grits.

To learn more, you can visit Dentatus in booth No. 1714 in the exhibit hall at the Greater New York Dental Meeting.

You also can contact Dentatus at (800) 323-3136 or visit the company online at www.dentatusUSA.com.

**GNYDM
BOOTH
NO. 1714**

(Source: Dentatus)

AD



CAD CAM THREADED ATTACHMENTS








Imported and Distributed By
American Recovery

877-778-8383
www.rhein83usa.com
info@rhein83usa.com

Smallest dimensional attachment also provides high stability

Rhein'83 OT Equator has reduced vertical profile of 2.1 mm and diameter of 4.4 mm

Rhein'83, a global producer of precision attachments on removable prosthesis, describes its OT Equator as the smallest dimensional attachment system on the market. It has a reduced vertical profile of 2.1 mm and diameter of 4.4 mm (metal housing included). It is compatible with any implant brand.

Superior stability

Because of its shape, Equator provides superior stability when compared with traditional attachments, according to the company. It corrects divergence of up to 25 degrees, the company reports. Functionality is guaranteed by coupling of attachment and cap.

Caps are available in four colors, based on levels of retention — from a minimum of 0.6 kg to a maximum of 2.7 kg.

Caps should always be used with metal housing.

Learn more

To learn more about OT Equator, you can contact the company by email at info@rhein83usa.it or by telephone at (877) 778-8383.

You can visit the company online at www.rhein83usa.com to learn more about all of its products and services, including the OT Equator.

(Source: Rhein'83)

NEW! Visalys[®] Core – Secure core build-up for high stability.



Visalys[®] Core is a fluoride-containing, dual-curing composite, developed for the fabrication of radiopaque core build-ups and core fillings and for cementing root posts. The product incorporates Active-Connect-Technology (ACT), which is unique in the market. This enables the material to bond actively with popularly used light-curing and dual-curing, single-step and multi-step adhesives, without an additional activator. The advantage for users is that it allows them to use the bonding agent they are used to – no matter whether it is a light-curing or dual-curing, a single- or multi-bottle system. Call 877-532-2123 direct to place an order.

www.kettenbachusa.com

**Come see Kettenbach at the
Greater New York Dental Meeting
▶ Booth #3537**

86A Avenger splash hood: Safety hazard intervention at low cost

By Handler Manufacturing Co. Staff

The Handler Manufacturing Co. has released the 86A Avenger, an innovation for the dental lab designed to help contain contaminants during various polishing and grinding applications.

Both OSAP and OSHA standards require the use of a splash-hood device with protection from splashing to contain contaminants when polishing and grinding in the lab environment. In addition to creating a safety hazard, nonconformance could lead to a fine stemming from an OSHA inspection.

New level of safety and cleanliness

According to the company, Handler revolutionized polishing applications with Red Wing lathes, polishing units and splash hoods. Handler aluminum and resin splash hoods are used in more offices and dental labs than any other containment device when polishing or grinding.

Now, according to the company, the 86A Avenger takes the application to a new level of safety and cleanliness. The company describes the 86A Avenger as being a low-cost way to contain hazardous contaminants when polishing or grinding using a Red Wing Lathe or handpiece.

GNYDM
BOOTH
NO. 1101

Solid, sturdy resin material

The 86A Avenger, manufactured of solid, sturdy resin material, has two parts: a bottom and a hood that has no hardware or fixed attachments. According to the company, the innovative design makes it easy and efficient to clean and disinfect after every application, making it compliant with OSHA and OSAP safety standards.

The 86A Avenger has a removable clear acrylic shield specially coated with a material to protect it against scratching. The footprint of the 86A Avenger is larger, and the spacious cavity makes it comfortable and ergonomic for any user. It also has a three-inch dimple in the rear that can be cut off to add suction.

Features and benefits

- OSHA and OSAP compliant
- Resin material with no hardware, fixture or attachments makes it easy and efficient to clean and disinfect after every application
- Spacious cavity is ergonomic for all grinding and polishing applications in the lab
- Clear acrylic shield is coated so it is scratch resistant for longer life
- Ergonomic design for easy viewing of application
- Surround construction maximizes containment of dusts and hazardous contaminants



The 86A Avenger, manufactured of solid, sturdy resin material, is compliant with OSHA and OSAP standards. Photo/Provided by Handler Manufacturing

- Manufactured of sturdy resin material for longer lasting use
- Low-cost solution to keeping the work place and air cleaner and safer

Visit Handler in booth No. 1101 in the exhibit hall at the Greater New York Dental Meeting.

Or you can contact Handler by email at rickladuca@handlermfg.com or at (800) 274-2635. Visit Handler online at www.handlermfg.com.

Silence snoring with 'NIGHTLASE' and cutting-edge laser esthetic applications

Fotona Lightwalker dual-wavelength laser offers less-invasive treatment option



Fig. 1

Fig. 1: The NIGHTLASE snoring-reduction therapy protocol, which uses the Fotona Lightwalker dual wavelength laser, results in a visible elevation of the soft palate and uvula and a tightening of the oropharyngeal tissues. That, in turn, results in an improvement in the upper airway volume.

Photo/Provided by Dr. Harvey S. Shiffman

By Harvey S. Shiffman, DDS

GNYDM
BOOTH
NO. 3433

Of the commercially available hard- and soft-tissue lasers, the Fotona Lightwalker dual laser wavelengths of Nd:YAG and Er:YAG have high efficacy and ability for almost unlimited pulse control, and the following procedures have been developed to take advantage of these attributes. Along with this increased level of performance comes significant patient comfort.

Snoring affects millions

Snoring affects millions of Americans, and of those approximately 67 percent may have some type of significant sleep disorder.

Dentists are in a great position to help screen and in many cases treat these problems with airway management. Helping patients improve their sleep can profoundly improve their health, their quality of life and the well-being of their loved ones.

The "Gold Standard" for the treat-

ment of sleep-disordered breathing is the CPAP-type device. Following that in 1981 was the introduction of Mandibular Advancement Devices (MAD).

Compliance with both of these treatment modalities shows a reduction over time and of significant side effects. However, NIGHTLASE™ snoring reduction therapy protocol is a unique approach to treatment using the Fotona Lightwalker dental laser with a proprietary protocol and handpiece.

NIGHTLASE uses the photothermal capabilities of the Lightwalker laser to convert and initiate the formation of new and more elastic collagen. The target mucosal tissues are the oropharynx, soft palate and uvula.

The proprietary pulse characteristics create non-ablative heat generation that initiates the conversion of existing collagen to more elastic and organized forms and also initiates "neocollagenesis," the creation of new collagen.

This process results in a visible elevation of the soft palate and uvula and tightening of the oropharyngeal tissues, resulting in an improvement in the upper airway volume. The results can be seen in Figure 1.

Alternative to, or co-therapy with, appliance or CPAP device

NIGHTLASE therapy is indicated for cases when the patient has been diagnosed with chronic snoring, UARS or mild to moderate sleep apnea and either cannot or chooses not to wear an appliance or CPAP device. It can also be used in co-therapy with those devices and represents a less-invasive alternative to current surgical, chemical or radiosurgical options that may require hospitalization, general anesthesia or soft-tissue mutilation.

NIGHTLASE has an extremely high success rate in producing a positive change in sleep patterns.

Research has shown that it can reduce and attenuate snoring and provides an effective non-invasive modality to lessen the effects of obstructive sleep apnea.

Not permanent, but easy touch up

NIGHTLASE therapy is not a permanent alteration. It lasts anywhere from six to 12 months; however, according to the company, it can be easily touched

► NIGHTLASE, page A10

Hyperion X5: airgonomics

The world's smallest wall-mounted panoramic imager.

NEW technology

HYPERION X5 has the distinction of being the smallest pan unit ever available in the market. With an ultra-simple user interface, the X5 achieves up to 15 high-definition 2D projections in just a few simple steps. Installation is astonishingly quick, with minimal time and cost.

The X5's automatic focusing and Morphology Recognition Technology (MRT) eliminates the need to manually set exposure parameters and patient jaw size, achieving precise positioning every time, while guarding against under- or overexposure.

Thanks to the iRYS image management software that's included with every MyRay device, Hyperion X5 can share its images with all of a practice's PCs. No other imaging option streamlines workflow more.



FEATURES:



LIMITLESS SOLUTIONS

The Anthos R7, a model that is both ambidextrous and modular, offers an integrated treatment centre that adapts to your individual operating style perfectly. From complete integration to simple modularity, this model ensures exactly the right combination you need.

ELEGANCE & SOPHISTICATION



Classe R7 Continental

ERGONOMICS & STYLE



Classe R7 International

R7.

LIMITED
TIME OFFER*:

Stools are included free of charge with purchase of R7 package.

* Offer valid through 12.31.15

