

# today



### Tomorrow and beyond

Jim Carroll, one of the world's leading futurists, delivers tomorrow's keynote.

»Page 3



### Breakthrough in guided surgery

'Trace and Place' navigation changes everything about guided implant surgery.

»Page 6



### Clearing complex canals

Adaptive Structured Pulse laser adds photoacoustic shock waves to cleaning and debriding solutions.

»Page 16

# Welcome to ASM18

• ASM18 features more than 330 exhibitors and 90 speakers against the backdrop of Toronto's world-class dining, shopping, arts, culture and entertainment offerings. (Photos/ Provided by Metro Toronto Convention Centre)



### Two days of exhibits anchor three days of education

■ Welcome to ASM18, the Ontario Dental Association's Annual Spring Meeting. You're in good company. As one of the largest and most respected dental conventions in North America, this conference and trade show attracts more than 13,000 dental professionals from across Canada, the United States and internationally to learn, network and share best practices.

The meeting includes three days of education and a two-day trade show

\*see ASM18, page 3

AD

**KEEP YOUR ENDO IN-HOUSE**

**WITH BIOROOT RCS! VISIT SEPTODONT BOOTH #724**

**AN • OUTSTANDING • BIOCERAMIC ROOT CANAL SEALER**

AD

**A "SPEEDY" AND ESTHETIC SOLUTION FOR CHAIR SIDE RESTORATIONS**

**KATANA™ Zirconia Block**  
KATANA™ Meets CEREC™ and SpeedFire™

**PANAVIA V5**  
One Simple and Esthetic Cement

More details at: [katanablocks.us](http://katanablocks.us)

**kuraray** **Noritake**

# IT'S SO SIMPLE TO ACHIEVE CONSISTENT CLINICAL IMAGES



SNESCIII-A-0118

Visit us at **Booth 419**



## EyeSpecial C-III

THE DENTAL CAMERA THAT  
MAKES IT EASY



Download ebook  
Scan Code

- ▶ 8 Dental shooting modes – Easier, faster and more reproducible images
- ▶ Auto-cropping, smart focus and zoom
- ▶ Auto flash adjustment for true color
- ▶ 3.5 inch LED/LCD touchscreen – Works with exam gloves
- ▶ Water/chemical resistant – Essential for infection control in the office
- ▶ Ultra-lightweight body: approximately 1lb



**today** About  
the Publisher

Tribune America, LLC  
116 W. 23rd St., Suite 500  
New York, N.Y. 10011  
Phone: (212) 244-7181  
Fax: (212) 244-7185  
E-mail: [info@dental-tribune.com](mailto:info@dental-tribune.com)  
[www.dental-tribune.com](http://www.dental-tribune.com)

Publisher & Chairman  
Torsten Oemus  
[t.oemus@dental-tribune.com](mailto:t.oemus@dental-tribune.com)

President/Chief Executive Officer  
Eric Seid  
[e.seid@dental-tribune.com](mailto:e.seid@dental-tribune.com)

Group Editor  
Kristine Colker  
[k.colker@dental-tribune.com](mailto:k.colker@dental-tribune.com)

Managing Editor  
Fred Michmershuizen  
[f.michmershuizen@dental-tribune.com](mailto:f.michmershuizen@dental-tribune.com)

Managing Editor  
Sierra Rendon  
[s.rendon@dental-tribune.com](mailto:s.rendon@dental-tribune.com)

Managing Editor  
Robert Selleck  
[r.selleck@dental-tribune.com](mailto:r.selleck@dental-tribune.com)

Product/Account Manager  
Humberto Estrada  
[h.estrada@dental-tribune.com](mailto:h.estrada@dental-tribune.com)

Product/Account Manager  
Maria Kaiser  
[m.kaiser@dental-tribune.com](mailto:m.kaiser@dental-tribune.com)

Product/Account Manager  
Jordan McCumbee  
[j.mccumbee@dental-tribune.com](mailto:j.mccumbee@dental-tribune.com)

Client Relations Coordinator  
Leerol Colquhoun  
[l.colquhoun@dental-tribune.com](mailto:l.colquhoun@dental-tribune.com)

Education Director  
Christiane Ferret  
[c.ferret@dtstudyclub.com](mailto:c.ferret@dtstudyclub.com)

Accounting Department  
Nirmala Singh  
[n.singh@dental-tribune.com](mailto:n.singh@dental-tribune.com)

**dti** Dental  
Tribune  
International

Published by Tribune America  
© 2018 Tribune America, LLC  
All rights reserved.

*today* appears during the Ontario  
Dental Association Annual Spring  
Meeting in Toronto, Ontario, Canada,  
April 26 and 27, 2018.

Tribune America makes every effort  
to report clinical information and  
manufacturers' product news  
accurately, but cannot assume  
responsibility for the validity of product  
claims, or for typographical errors.  
The publishers also do not assume  
responsibility for product names or  
claims, or statements made by  
advertisers.

Opinions expressed by authors are  
their own and may not reflect those  
of Tribune America or Dental Tribune  
International.

# Keynote themes: Removing barriers, looking forward

■ The keynote speaker at this morning's opening ceremonies, 8-9 a.m. in Hall F, 800 Level, is Rick Hansen, best known as the "Man in Motion" for an epic two-year circumnavigation around the world in his wheelchair, completed 30 years ago. Paralyzed from the waist down in an injury at age 15, the Canadian icon has dedicated his life to creating a world that is accessible and inclusive for all. He is a four-time world champion, nine-time Pan Am gold medalist and three-time Paralympic gold medalist.

Tomorrow's keynote speaker, 8-9 a.m. in Hall F, 800 Level, is Jim Carroll, one of the world's leading futurists on trends and innovations. Carroll links future trends to innovation and creativity. He provides independent guidance to a diverse global client base.

(Source: Ontario Dental Association)



• Rick Hansen. (Photo/Provided by the Rick Hansen Foundation)



• Jim Carroll. (Photo/Provided by [www.jimcarroll.com](http://www.jimcarroll.com))

## ASM18 *\*from page 1*

that includes two complimentary cocktail receptions.

In the days ahead, more than 90 internationally renowned speakers will cover a broad and diverse range of clinical, practice-management and personal development topics. The exhibit floor features more than 330 companies and organizations offering a wide range of new dental products, services and leading-edge technology for you to test and compare.

The lectures, workshops and exhibits target dentists, dental hygienists, dental assistants and all other members of a practice's staff.

### New at ASM18

This year's meeting has a number of new complimentary services on the exhibits floor, including handwriting analysis, hearing testing and a healthy eating zone.

Booth No. 121 features handwriting analysis by Elaine Charal, who is equipped to uncover secrets contained in your handwriting that may surprise you.

You can stop by booth No. 142 for a complimentary hearing test, provided by HearingLife, which has 200 hearing health-care clinics across Canada.

In the Healthy Eating Zone, booth No. 2212, you can sample a variety of recipes from Rose Reisman, who has enlightened, entertained and uplifted Canadians with her healthy recipes



• Host site of ASM18, the Metro Toronto Convention Centre is filled with indigenous artwork, including this terrazzo flooring.

for more than two decades. Reisman has written 19 books, which feature more than 2,000 recipes and cover the areas of chronic disease prevention, weight management, career stress and nutrition trends. She will be in the booth for both days of the exhibits.

### Visit the ODA booth

Attendees can visit the ODA booth (Level 800, just outside the exhibits floor) to learn how to take full advantage of all of the benefits that come

with ODA membership. Staff from the ODA and Canadian Dental Association are in the booth to answer questions about interpretation and use of dental procedure codes; compliance and regulatory issues; continuing education programs; ODA Extended Health Care Insurance (EHC); the ODA Member Discount Program; subscribing for CDA Secure Send; and how to become more involved in your component society.

(Source: Ontario Dental Association)

# Headlights: Now in high-definition

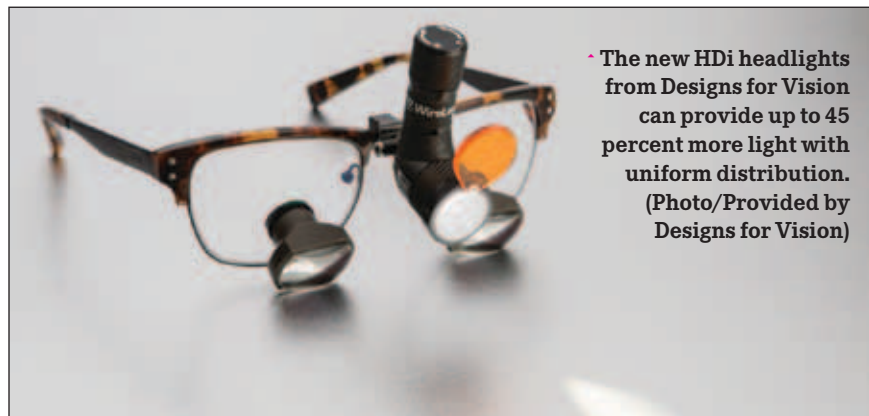
## By Designs for Vision Staff

■ Designs for Vision is introducing an advanced photonic design that provides uniform light distribution with maximum intensity.

The patent-pending headlights optically focus the light from the LED to provide 45 percent more light with uniform distribution.

The new LED DayLite® Micro HDi™ combines the new high-definition imaging with a very lightweight headlight in combination with the new Micro power pack, according to the company, which says the Micro power pack is the lightest and smallest available. The complete unit includes two power packs, and each power pack can run up to 10 hours.

Designs for Vision has also added the high-definition imaging to LED DayLite WireLess Mini HDi, providing a lightweight, cordless solution with light intensity comparable to many corded headlights. You can choose high-definition imaging with



The new HDi headlights from Designs for Vision can provide up to 45 percent more light with uniform distribution. (Photo/Provided by Designs for Vision)

either a wired or wireless design to meet your preference, and all HDi headlights will illuminate the entire oral cavity.

Designs for Vision's WireLess headlights free you from being tethered to a battery pack. The simple modular designs uncouple the headlights from a specific frame or single pair of loupes.

Prior technology married a cord-

less light to one pair of loupes via a cumbersome integration of the batteries and electronics into the frame.

The compact design of the LED DayLite WireLess headlights are independent of any frame/loupes.

In addition, Designs for Vision is also featuring the REALITY 5-star rated The Micro 3.5EF Scopes, which utilize a revolutionary optical design that reduces the size of the prismatic

## Here in Toronto

You can see the Visible Difference® yourself by visiting Designs for Vision's booth, No. 433, or contact the company to arrange a visit in your office by calling (800) 345-4009 or emailing [info@dvimail.com](mailto:info@dvimail.com).

telescope by 50 percent and reduces the weight by 40 percent while providing an expanded-field, full oral cavity view at 3.5x magnification.

Building on the award-winning design, the newest addition to the Micro Series line is the Micro 4.5EF Scopes. These scopes reduce both the size and weight of the telescopes by 44 percent.

Designs for Vision has expanded into a new 67,500-square-foot location at 4000 Veterans Memorial Highway in Bohemia, N.Y.

You can visit [www.DesignsForVision.com/move.htm](http://www.DesignsForVision.com/move.htm) to check out some photos of the new facility.

AD



## ARE YOU READY FOR THE NEXT LEVEL OF DENTISTRY?

### FOUNDATIONS IN RESTORING COMPLEX CASES

JUNE 1-2, 2018 - CHICAGO, IL

---

OTHER COURSE DATES

June 13-15, 2018 - Las Vegas, NV

September 28-29, 2018 - Vienna, VA

October 3-5, 2018 - Las Vegas, NV

December 5-7, 2018 - Las Vegas, NV




INSTRUCTORS

Bill Dickerson, DDS, FAACD, LVIM, FIAPA

Heidi Dickerson, DDS, FIAPA, LVIM



LVI GLOBAL

---

CALL AND ASK ABOUT OUR SPECIAL OFFER!

OFFER CODE: DTLVI

FOR MORE INFORMATION OR TO REGISTER

[www.lviglobal.com](http://www.lviglobal.com)

[concierge@lviglobal.com](mailto:concierge@lviglobal.com)

888.584.3237

*"I enjoy dentistry so much more now. I believe I can really positively impact people's lives which in turn can help society as a whole."*

DR. NANCY HAMILTON, MINNEAPOLIS, MINNESOTA

*"LVI has changed the way I do dentistry and vice my role as a dentist. It has taught me how to look at dentistry comprehensively and to focus on the physiological cause of disease. I can honestly say that I am so happy that I became a dentist. I love what I do! And LVI has been a huge part of that!"*

DR. REBECCA TAYLOR, EDMONDS, WASHINGTON

 Approved PACE Program Provider FAGD/MAGD credit. Approval does not imply acceptance by a state or provincial board of dentistry or AGD endorsement. 06-01-15 to 5-31-19, Provider ID# 208412

Las Vegas Institute for Advanced Dental Studies, LVI Global is an ADA Recognized Provider

ADA CERP is a service of the American Dental Association to assist dental professionals in identifying quality providers of continuing dental education. ADA CERP does not approve or endorse individual courses or instructors, nor does it imply acceptance of credit hours by boards of dentistry.

Concerns or complaints about a CE provider may be directed to the provider or to the Commission for Continuing Education Provider Recognition at [ADA.org/CERP](http://ADA.org/CERP).

**ADA CERP** | Continuing Education Recognition Program



MICROTOUCH DENTA-GLOVE  
GREEN NEOPRENE

**EVERYDAY  
LOW PRICE**

MSRP  
100 PER BOX @ **\$9.95**  
10 @ **\$99.50**



THE DENTAL  
ADVISOR  
++++½



MICROTOUCH DENTA-GLOVE  
BLUE NITRILE

**EVERYDAY  
LOW PRICE**

MSRP  
100 PER BOX @ **\$8.50**  
10 @ **\$85.00**

**HYDRACARE™**  
Inner Coating Technology



MICROTOUCH DENTA-GLOVE  
HYDRACARE™ LATEX

**EVERYDAY  
LOW PRICE**

MSRP  
100 PER BOX @ **\$9.70**  
10 @ **\$97.00**

**ALLOGEL™**  
INNER COATING  
Allantoin  
Collagen  
Silicone  
Nitrile



MICROTOUCH DENTA-GLOVE  
MAGENTA® NITRILE

**EVERYDAY  
LOW PRICE**

MSRP  
100 PER BOX @ **\$9.99**  
10 @ **\$99.90**

# BIG on small DETAILS

**ERGOFORM™**  
Ergonomic Design Technology

Discover the outstanding **MICROTOUCH® DENTA-GLOVE®** examination gloves. Your customers are focused on the small details that **deliver amazing patient experiences**. At Ansell, we're big on delivering gloves that help with **improved dexterity, ergonomics and the health of your hands**. Certified for use in oral procedures for patient safety and peace of mind. Your customers won't want to let go of these gloves!

**Visit us at the 2018 Ontario Dental Association Conference Booth #412 to get FREE SAMPLES of all of our Ergonomic products.**



**MICROTOUCH® DENTA-GLOVE®**  
from the makers of **MICROFLEX®**

# A revolutionary paradigm shift in dynamic surgical navigation

‘It has streamlined and simplified the workflow in both the diagnostic and surgical phases’

By George Mandelaris, DDS

■ A revolution in surgical guidance is afoot. A new dynamic navigation technology called “Trace and Place” (TaP for short) was developed by ClaroNav and will soon become available with its Navident system. I have had the opportunity to try the technology in a range of cases, and I am very impressed. Here’s a brief description of my experience.

Registration is accomplished using any recent CT scan of the jaw by selecting on-screen and then tracing three of the patient’s teeth or other structures (such as braces or abutments).

The process is done in the chair, immediately before surgery. No stent or guide needs to be prepared, and the entire registration process is typically accomplished in about three minutes.

## If needed, the registration can be immediately repeated

In the rare case something goes wrong during registration and an accuracy check fails to demonstrate the accuracy expected, the registration can be immediately repeated by tracing the same or other structures.

Once the jaw is registered with its CT scan, on-screen guidance of

the drill position and orientation is provided. The jaw surface is fully exposed, just like with free-hand drilling.

Because the jaw often moves during the operation, the system continuously tracks the position of the jaw and adjusts the registration to keep the jaw and its on-screen image in accurate alignment.

Tracking the upper jaw is accomplished using a special head-tracking frame, which is not affected by movements of the lower jaw or changes in facial expressions.

Tracking the lower jaw is accomplished by connecting a lightweight plastic “jaw tracker” part, marked with optical targets, to a single tooth using a light-cured composite.

The motions of the drill are tracked using another plastic part marked with optical targets.


After only a short experience with Trace and Place technology in my practice, I have come to believe that it is a real tipping point for dynamic navigation guidance.

It has streamlined and simplified the workflow in both the diagnostic and surgical phases to allow state-of-the-art technology to be an everyday component of my surgical implant practice.

I can’t imagine going back!

## Here in Toronto

Learn more about Navident 2.0 “Trace and Place” dynamic navigation technology in the ClaroNav booth (No. 1647).



• (Photos/Provided by Dr. George A. Mandelaris)


DESIGNS  
FOR VISION  
introduces

**HDi**<sup>TM</sup>

High Definition  
Imaging



without HDi



with HDi

**NEW HIGH DEFINITION IMAGING - HDi**

Advanced photonic design provides uniform light distribution with 45% more light



PRESENTING THE  
**LED WireLess**<sup>TM</sup>  
Mini HDi



**Totally WireLess Headlight** -  
No wires, no battery pack  
**Lightweight Modular Design** -  
Weighs only 1 oz. and can be  
worn on your choice of eyewear  
**27,000 lux** intensity  
Now available with **HDi**

& **NEW LED Micro** HDi

**High Definition Imaging - HDi**

**Simple One-Touch** operation:

**60,000 lux** high intensity

**34,000 lux** medium intensity

**Lightest weight** power pack (2.5 oz.)  
with up to 10 hr run time per pack  
and **Robust USB**



**SAVE \$200**

when you order both  
Loupes and LED DayLite®

DESIGNS  
FOR VISION

ONTARIO  
DENTAL  
ASM18

BOOTH

4  
3  
3



**WE'VE EXPANDED - Note our NEW ADDRESS**

4000 Veterans Memorial Hwy. Bohemia, NY 11716-1024

1.800.345.4009 1.631.585.3300 info@dvimail.com DesignsForVision.com

Booth #  
**433**



# Award-winning bioactive restorative material achieves functional, life-like aesthetics and simplifies procedures

By Shofu Dental Staff

■ A bioactive, direct restorative composite indicated for all cavity classes, I–V, Beautifil II LS provides general practitioners with the means to reduce volumetric shrinkage and shrinkage stress while creating predictable and functional aesthetics.

This novel material incorporates Shofu's proprietary biomimetic Giomer technology, clinically proven in 8- and 13-year recall studies to release and recharge fluoride to help inhibit plaque formation and establish a stable pH in the oral environment.

According to the company, Beautifil II LS, 83 percent filled by weight, demonstrates excellent compressive (364 MPa) and flexural strength (117 MPa), maintains ideal color stability, and polishes in less than 15 seconds, producing a durable, life-like sheen (78 gloss units).

Other distinct features of Beautifil II LS include the material's low-shrink attributes, volumetric shrinkage of 0.8 percent and polymerization shrinkage stress of 2.7 MPa, which present the lowest values among all universal composites in dentistry today, according to the company.

## Independently rated 'excellent'

Featured in a new edition of the Clinician's Report, Beautifil II LS was rated "excellent" and placed among the top five universal composites, leaving behind 16 competitors. Also recently, Beautifil II LS received from the Dental Advisor a 95 percent clinical approval rate and the coveted Editor's Choice Award for the best direct universal restorative of the year.

Available in syringes, tips and two value kits, in 14 dentin and enamel shades, Beautifil II LS offers clinicians predictable and functional aesthetics with greater strength, higher wear resistance and unmatched polishability and luster, the company reports.

## Here in Toronto

You can visit Shofu in booth No. 419 to learn more about how Beautifil II LS (Low Shrink) reduces polymerization shrinkage and shrinkage stress while creating predictable and functional esthetics.



• Functional and naturally beautiful restorations created with Beautifil II LS. (Photos/Frank J. Milnar, DDS, AAACD)



• Beautifil II LS: Lowest volumetric shrinkage (0.85 percent) and shrinkage stress (2.72 MPa); greater strength and higher wear resistance; tooth-like esthetics with natural fluorescence and chameleon effect; polishes in an instant; and sustained fluoride release/recharge with bioactive Giomer chemistry. (Photos/Provided by Shofu Dental)



# Introducing Navident 2.0 for Dynamic Navigation with Trace and Place (TaP)



"Trace and Place is one of the most astounding pieces of technology I have ever seen. It is a revolution in guided surgery. Much faster to use than static guides and you have the ability to easily make changes during surgery if needed.

The workflow for static guided surgery involves dental scans, intraoral scans and STL files, merging them, designing the case, printing, curing, washing and sterilizing the guide. With trace and place the workflow is much simpler: take a scan, plan the case, trace the teeth to align the scan with the patient's anatomy and place the implant. It gives the best of both worlds. The minimal time of an unguided case and the accuracy of a guided case. It's a game changer."  
David R. Scharf, DMD

Visit **BOOTH 1647** at the  
ODA Annual Spring Meeting 2018  
**ACCURACY ON TaP**

1-844-NAVIDENT  
628-4336  
[www.claronav.com](http://www.claronav.com)  
[info@claronav.com](mailto:info@claronav.com)

**Navident**  
by **ClaroNav**