

today



Scenes from the PDC Exhibit Hall

Play a little golf, pick up some free glove samples and grab a tote bag to take home with you.

»Pages 6 & 8



Nd:YAG and Er:YAG laser case study

Dual-wavelength laser performs TwinLight periodontal and PIPS endodontic treatment.

»Page 14



Head next door and 'FlyOver Canada'

Use your PDC name badge for discounted tickets to the immersive flight experience.

»Page 18

Innovation everywhere



• At far left, Dr. Kenneth Chow, certified specialist in oral and maxillofacial surgery, helps line up members of the Vancouver-based OMS Group for a photo as they enter the Exhibit Hall Thursday morning. OMS Group has offices in Vancouver, Burnaby and Richmond. (Photos/Robert Selleck, *today* Staff)

By Robert Selleck, *today* Staff

■ With many attendees celebrating the meeting's informal theme, there were lots of blue jeans to be seen here in Vancouver on Thursday – the first full day of events at the Pacific Dental Conference. Perhaps the only thing in greater supply than denim was the innovation.

The early-in-the-year scheduling has long made the PDC a preferred venue for dental companies to reveal their latest products and services, and 2018 is no exception with numerous innovations on display in the Exhibit Hall.

In the Dentsply Sirona booth, No. 429, you can learn more about the company's TPH Spectra ST universal composite restorative, which is based

»see *INNOVATION*, page 3

More top speakers coming up today and Saturday

■ The range and scope of educational sessions and speakers continues today and Saturday with a full agenda of presentations and hands-on courses. Looking at the mix of speakers, among your many choices are:

• **Rodrigo Sanches Cunha**, DDS, PhD, FRCD(C), is a board certified endodontist in Winnipeg, and since 1995, he has maintained a private practice limited to endodontics. Cunha has lectured extensively

worldwide and is a part-time faculty member at the University of Manitoba. He has published more than 60 papers in peer-reviewed journals

»see *SPEAKERS*, page 4

PDC mobile app

Want more info on today's educational sessions? Scan this QR code to access the 2018 app, or search your app store for 'Pacific Dental Conference.'



GIOMER TECHNOLOGY

taking dentistry to the next level

Visit Us
Booth#1203

Beautiful Flow Plus®

Finally, an Injectable Hybrid Restorative for All Indications



BeautiSealant

Fluoride Releasing Pit & Fissure Sealant System



Beautiful® II

A Nano-Hybrid Composite with Fluoride Release & Recharge



BeautiBond®

One Adhesive: Two Powerful Monomers



Visit www.shofu.com or call 800.827.4638

Key Features of Giomer Materials

S-PRG filler material clinically:

- Recharges fluoride when treated with fluoridated products
- Decreases acid production of cariogenic bacteria
- Neutralizes acid on contact
- Demonstrates an anti-plaque effect



Scan here for more information on Giomer Technology & watch the Acid Neutralization video.

today About
the Publisher

Tribune America, LLC
116 W. 23rd St., Suite 500
New York, N.Y. 10011
Phone: (212) 244-7181
Fax: (212) 244-7185
E-mail: info@dental-tribune.com
www.dental-tribune.com

Publisher & Chairman
Torsten Oemus
t.oemus@dental-tribune.com

President/Chief Executive Officer
Eric Seid
e.seid@dental-tribune.com

Group Editor
Kristine Colker
k.colker@dental-tribune.com

Managing Editor
Fred Michmershuizen
f.michmershuizen@dental-tribune.com

Managing Editor
Sierra Rendon
s.rendon@dental-tribune.com

Managing Editor
Robert Selleck
r.selleck@dental-tribune.com

Product/Account Manager
Humberto Estrada
h.estrada@dental-tribune.com

Product/Account Manager
Maria Kaiser
m.kaiser@dental-tribune.com

Product/Account Manager
Jordan McCumbee
j.mccumbee@dental-tribune.com

Client Relations Coordinator
Leerol Colquhoun
l.colquhoun@dental-tribune.com

Education Director
Christiane Ferret
c.ferret@dtstudyclub.com

Accounting Department
Nirmala Singh
n.singh@dental-tribune.com

dti Dental
Tribune
International

Published by Tribune America
© 2018 Tribune America, LLC
All rights reserved.

today Pacific Dental Conference
appears during the Pacific Dental
Conference in Vancouver, British
Columbia, Canada, March 8 & 9, 2018.

Tribune America makes every effort
to report clinical information and
manufacturers' product news
accurately, but cannot assume
responsibility for the validity of product
claims, or for typographical errors.
The publishers also do not assume
responsibility for product names or
claims, or statements made by
advertisers.

Opinions expressed by authors are
their own and may not reflect those
of Tribune America or Dental Tribune
International.

INNOVATION *from page 1*

on SphereTEC filler technology, a proprietary method of manufacturing microsized, well-defined spherical superstructures, composed of sub-micron glass.

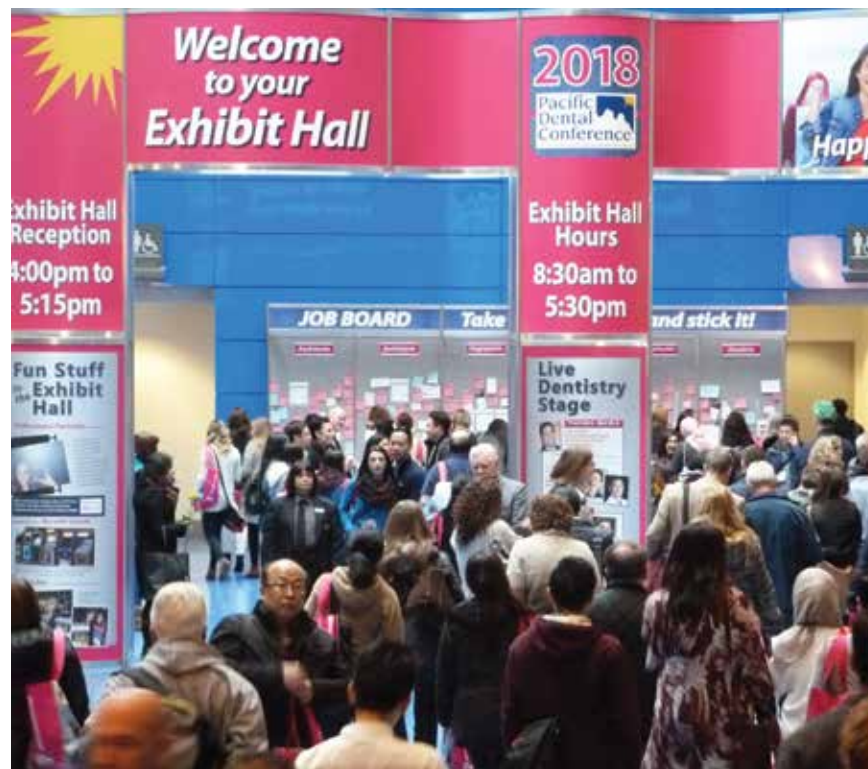
The company asserts that the breakthrough technology makes the material easier to place, shade-match, finish and polish – and it's more resistant to staining and wear.

In booth No. 149, Lares Research's exclusive Canadian distributor Dental Fix Rx, can show you the Fluoresce HD handpiece, which is described as being "the world's first dual-wavelength handpiece system."

It has a light at the head that switches between normal white LED light and Fluoresce HD 405 nm LED light, which causes caries to fluoresce red, restorative material to glow yellow and healthy tooth to show as light green.

In booth No. 105 you can see the instrument described by one clinician as "a revolutionary paradigm shift in dynamic surgical navigation." ClaroNav developed the navigation technology called "Trace and Place," labeling it Navident 2.0. Dr. Mark Kwan used the device on the Live Dentistry Stage Thursday while performing "3D Digital Navigation Live Implant Surgery," with narration by Dr. Mark Lin.

In the ClaroNav booth earlier in the day, Kwon said that among the



Attendees stream into the Exhibit Hall for lunch on Thursday.

device's biggest benefits is its low barrier to entry. "It is so, so, simple compared with other systems," Kwon said. "You just take a CBCT scan, load it up and you're good to go."

That reduces exposure to the patient, and means a clinician could even work with a recent CBCT scan the patient might bring from another source to assess surgery options.

Kwon also noted that he's able to perform a virtual surgery in advance as a practice session, so he knows exactly what he will be doing with the patient at the time of actual surgery.

That's just a hint at the scope of innovative products and services on display in the PDC Exhibit Hall. Today is your final chance to keep exploring, with the hall set to close at 5:30 p.m.

Live dentistry continues today in Exhibit Hall

■ The two live dentistry sessions in the Exhibit Hall yesterday attracted the usual capacity crowds, with observers spilling out beyond the designated sitting area. The Live Dentistry Stage is sponsored by A-dec and Sinclair, and each demonstration also has co-sponsors.

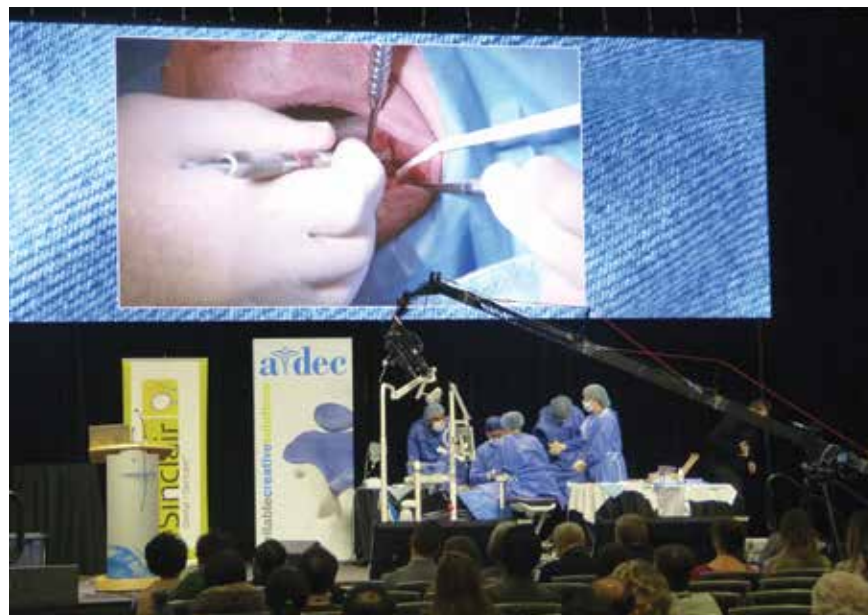
On Thursday morning, **Jim Yeganegi**, DMD, presented "Guided Sinus Surgery Using Dynamic Navigation Guided System," co-sponsored by Hiossen Implant Canada and Navigate Surgical Technologies.

In a second session yesterday, **Mark Kwon**, DMD, and **Mark Lin**, DDS, FRCD(C), presented "3D Digital Navigation Live Implant Surgery," co-sponsored by BioHorizons Canada

There are three more sessions scheduled for today,

At 8:30 a.m., **Bobby Birdi**, DMD, Dip Perio, Dip Pros, FRCD(C), FACP, DABP, and **Ron Zokol**, DMD, present "Today's Tooth In One Day: Digital Anterior Immediate Implant Placement," co-sponsored by Nobel Biocare Canada.

At 11 a.m., **Sonia Leziy**, DDS, Dipl Perio, FCDS(BC), FRCD(C), presents "Digital Dentistry and the Small



Jim Yeganegi, DMD, presents 'Guided Sinus Surgery Using Dynamic Navigation Guided System,' on the Live Dentistry Stage in the Exhibit Hall Thursday morning. (Photo/Robert Selleck, today Staff)

Implant Bridge. How, Why, Everywhere," co-sponsored by BioHorizons Canada.

At 2 p.m., **Jonathan Ng**, DDS, MSc, Dip Pros., FRCD(C), presents "How Digital Dentistry Makes Life Better:

Bridging Dentist and Lab Communication Implant Surgery," co-sponsored by Henry Schein.

(Source: Pacific Dental Conference)

SPEAKERS **from page 1*

and is a reviewer for the International Endodontic Journal and the Journal of Endodontics. From 8:30-11 a.m. today, Cunha will present *"Twenty-First Century Endodontics: Incorporating Technology in Your Daily Practice."* From 1:30-4 p.m., he will present the identically titled hands-on component.

- **Tom Colquitt, DDS**, has had a private practice in Shreveport, La., since 1970, where he has long had a focus on airway-centered dentistry. He has been an adjunct professor in the Sleep Fellowship Program at LSU-HSC medical school in Shreveport since 2007, where he annually covers the airway from a dental perspective for the departments of sleep, neurology and pediatrics. From 8:30-11 a.m. today, he will present *"A Dentist's Perspective on a Lifetime of Dysfunctional Breathing ... Including Mine."*

- **David Hornbrook, DDS, FAACD, FASDA**, is a respected clinician and product researcher turned mentor who guides meeting participants to the realization that they, too, possess the ability to practice esthetic dentistry at the highest level. One of dentistry's most recognized faces and a pioneer in live-patient, hands-on

(Photos/Provided by PDC)



• **Rodrigo Sanches Cunha, DDS, PhD, FRCD(C)**



• **Tom Colquitt, DDS**



• **David Hornbrook, DDS, FAACD, FASDA**



• **William Nudera, DDS**



• **Peter Jacobsen, DDS**



• **David Clark, DDS**

clinical education, he is the founder/director of LVI, Pac-live and the Hornbrook Group. Today from 8:30-11 a.m. and continuing from 1:30-4 p.m., he will present *"Creativity with the New Ceramics."*

- **William Nudera, DDS**, Diplomate American Board of Endodontics, earned his DDS from the University of Illinois in 1999. After serving in the U.S. Air Force, he completed his endodontic training in 2005. Nudera has a full-time private practice in Chicago and holds a faculty position in the department of endodontics at the University of Illinois at Chicago. He is the author of several endodontic publications. Today from 8:30-11 a.m., and again on Saturday from 12:30-3 p.m., he will present *"Predictability Through Uniformity."*

Today, from 1-4 p.m., he will present *"How Big Should I Take This Canal?"* On Saturday from 9-11:30 a.m., he will present *"CBCT in Endodontics and Selective Root Retreatment: A Conservative Alternative."*

- **Peter Jacobsen, DDS**, lectures extensively on dental pharmacology, dental management of medically complex patients and lifestyle medicine. His information is practical and clinically relevant for dentists and hygienists. Jacobsen's presentations are known for being entertaining, lively and enjoyable. Today from 9-11:30 a.m. and repeating from 2-4:30 p.m., he will present *"Drugs Bugs and Dental Products, What to Prescribe!"*

- **David Clark, DDS**, founded the Academy of Microscope Enhanced

Dentistry and is a board member and lecturer for Clinician's Report. He lectures internationally and wrote the first guide to "enamel and dentinal cracks at 16x magnification." He is a key opinion leader in endodontics, minimally invasive dentistry, biomimetic endodontic shaping and restorative dentistry. He developed the Bioclear Matrix System. Today from 8:30-11 a.m., he will present *"I Can See Your Crack From Here – The Epidemic of Cracked Teeth,"* Also today, from 1:30-4 p.m., he will present *"Better, Faster, Prettier Composite,"* with its follow-up hands-on component being presented from 9-11:30 a.m. on Saturday.

(Source: Pacific Dental Conference)

AD

Enjoy your experience at the 2018 ...

Pacific Dental Conference



Friends and Fun



Connecting



Learning



Come and visit the exhibits and join us for lunch!

PDC Lab Expo Saturday, March 10

VCC West – Ballroom A/B

Exhibits 8:00am – 5:00pm

Lunch 11:00am – 12:30pm

Showcase Stage 9:30am, 11:15am, 12:00pm, 2:15pm



See you next year March 7-9, 2019

Online registration opens October 18th, 2018 at... www.pdconf.com

NEW!

DEXIS FS Ergo



A LITTLE GIVE



GOES



A LONG WAY

A New Standard in Patient Comfort

Introducing the DEXIS FS Ergo by KaVo—the latest innovation to redefine comfort. By pairing the newly developed flexible sensor technology with a soft housing, FS Ergo can “give” as X-rays are being captured. Imagine a digital sensor that gently cushions your patient’s sensitive anatomy—a new standard in patient comfort.

Feel the difference yourself: dexis.kavo.com/404675

DEXIS

1-888-883-3947
www.dexis.com

The DEXIS FS Ergo is designed to adapt and reduce pressure on contact points in the oral cavity to provide a very comfortable experience for your patient. This happens automatically when the sensor is positioned into a patient’s mouth. Bending outside of clinical use can reduce the life of the sensor. KV00246_RevA

Scenes from Thursday



• Stop by the Kuraray booth, No. 1820, to pick up a free tote from Michelle Nichols, left, or Lori-Ann Tenn.



• In the Dental Fix Rx booth, No. 149, John Walters demonstrates his Compact Platform adaptive dental-chair device, which enables a patient to remain in a wheelchair that can be positioned in an ergonomically correct location for the practitioner. This is the first year for the product to be available in Canada.




• Learn about the Planmeca CALM technology in booth No. 129 and how it compensates for patient movement during scanning without comprising clarity of the diagnostic image.



• In the SciCan booth, No. 1029, Shauneen Ryan demonstrates one of the company's BRAVO chamber autoclaves. Its closed-door drying and post-vacuum technology speeds up drying time compared with other chamber autoclaves.



• Marty O'Rourke, on right, of Designs for Vision, helps Dr. Hansel Liang of Surrey try out a pair of Nike Skylon Ace 2.5-magnification loupes, which use the Through-The-Lens magnification technology invented by the company. Founded in 1961, Designs for Vision commands about 50 percent of the North American market.



• Cliff Magnuson can guide you through the features and benefits of the Fotona LightWalker dual-wavelength laser system in the National Dental Inc. booth, No. 1329.



• From left, Corinna Prochner and Lisia Malcolm in the Dentsply Sirona booth, No. 443, encourage everybody to check out the model of the SphereTEC Filler Technology that's behind the company's new TPH Spectra ST universal Composite Restorative. The model is sculpted entirely of chocolate.



• From left in the Shofu booth, No. 1203, Billy Ho, Sarah Bermel and Dan Christensen with just a few of the company's many products.

Photos by
Robert Selleck,
today Staff

NEW
with SphereTEC™
Filler Technology

THE NEWEST BREAKTHROUGH
IN COMPOSITE TECHNOLOGY
BEGAN WITH A QUESTION:

WHAT MATTERS TO YOU?

INTRODUCING
TPH Spectra® ST
Universal Composite Restorative

When it comes to successful restorations,
you know what truly matters. **Isn't it time
for a composite that does too?**

Experience the SphereTEC difference at
Booth #429 and check out the DIAC
coupon book for an exclusive 2+1 PDC offer!

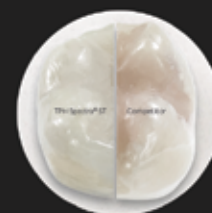
IntroducingSphereTEC.com | 1-877-393-3687



Efficiency Matters
Non-sticky, high
and low viscosity
options with improved
sculptability and slump
resistance.



Esthetics Matter
Full coverage of the
VITA¹ shade range with
just 5 shades.



Longevity Matters
Excellent stain
resistance with faster
finishing, high polish,
60% higher wear
resistance.

• In the Septodont booth, No. 1422, Deb Dickson, Suzanne Bourque and Manuela Robertson.




• Brad Cox of Dental Fix Rx, the exclusive distributor in Canada of the Fluoresce HD handpiece by Lares Research, is ready to demonstrate the dual-wavelength feature in booth No. 149. The light on the handpiece shows caries, restorations and healthy dentin as different colors.



• Steve Kim has files for you in the DiaDent booth, No. 1522.



• In the ClaroNav booth, No. 105, from left, Dr. Mark Kwon demonstrates the dynamic surgical navigation system referred to as 'Trace and Place' as Darrell Cook of ClaroNav observes. The system was developed by ClaroNav.



• Vida Porra, a certified dental assistant from Richmond, tries to sink one in at the Sable Industries booth, No. 955, where it's possible to putt your way into entry for a drawing for a year's supply of BioPure for eVac maintenance or between-patient flush.



• Assisted by Mike Rogozinski, on the left, a group of dental assistants from the OMS Group of three offices in the Vancouver area consider which glove samples to select from the Ansell booth, No. 1725.



• Stop by the KaVo booth, No. 911, to visit with Elena Shvartsberg or Greg Bedik to learn more about the Dexis FS Ergo intraoral X-Ray sensor, and see for yourself just how comfortable it will be for your patients.



• Learn about the Myobrace and myofunctional orthodontics and the Myosa Myofunctional sleep appliance from June Williamson in the Myofunctional Research booth, No. 1854.



FREE SAMPLES
BOOTH 1725



THE DENTAL
ADVISOR
++++ 1/2

MICROTOUCH DENTA-GLOVE
GREEN NEOPRENE

EVERYDAY
LOW PRICE

100 PER BOX @ \$9.95
10 @ \$99.50



MICROTOUCH DENTA-GLOVE
BLUE NITRILE

EVERYDAY
LOW PRICE

100 PER BOX @ \$8.50
10 @ \$85.00

HYDRACARE™
Inner Coating Technology



MICROTOUCH DENTA-GLOVE
HYDRACARE™ LATEX

EVERYDAY
LOW PRICE

100 PER BOX @ \$9.70
10 @ \$97.00

ALLOGEL®
INNER COATING



MICROTOUCH DENTA-GLOVE
MAGENTA® NITRILE

EVERYDAY
LOW PRICE

100 PER BOX @ \$9.99
10 @ \$99.90

BIG on small DETAILS

ERGOFORM™
Ergonomic Design Technology

Discover the outstanding **MICROTOUCH® DENTA-GLOVE®** examination gloves. Your customers are focused on the small details that **deliver amazing patient experiences**. At Ansell, we're big on delivering gloves that help with **improved dexterity, ergonomics and the health of your hands**. Certified for use in oral procedures for patient safety and peace of mind. Your customers won't want to let go of these gloves!

Visit us at the **2018 Pacific Dental Conference Booth #1725** to get **FREE SAMPLES** of all of our Ergonomic products.



Ansell, ® and ™ are trademarks owned by Ansell Limited or one of its affiliates.
© 2018 All Rights Reserved. 2017.3144

MICROTOUCH® DENTA-GLOVE®
from the makers of MICROFLEX®