

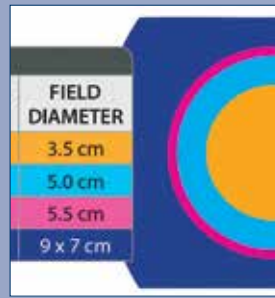
# DENTAL TRIBUNE today



## Live dentistry

Crestal approach sinus lift, a laser procedure, Botox treatment for TMD, digital-driven procedures and treatment of dreaded black triangle.

»Page 3



## Innovative loupes

Viewable areas are twice as large as prismatic expanded-field designed loupes and up to five times that of Galilean loupes.

»Page 8



## Obturation system

Root canal therapy combines backfill obturation system with use of a warm vertical compaction device.

»Page 10

# Walk this way for more

There's something for everybody in dentistry during these 3 days ahead in Vancouver

■ Stepping into the 2020 Pacific Dental Conference Exhibit Hall this morning represents taking a big step forward in your dentistry career.

Regardless of whether you spend your workday in the front office, the head office, the back office, the lab or operatory – the educational and advancement opportunities accessible through these more than 300 exhibitors are unlimited.

## Six live-dentistry sessions

This year's Pacific Dental Conference, one of the largest dental conferences in North America, will include six live-dentistry sessions in the meeting's Exhibit Hall, with demonstrations of cases involving a crestal approach sinus lift, periodontics/grafting, removal of ceramic restorations with a laser, placing implants and restorative work using microscopes.

Beyond the Exhibit Hall during these next few days, the conference will feature a varied and contemporary selection of continuing education programs with more than 200 open sessions and hands-on courses covering such areas as grafting, equipment maintenance, endo, veneers – even CPR. For the majority of attendees, C.E. credit is given for general attendance



• Step across the PDC logos to 300 exhibitors, more than 150 open sessions, six live-dentistry sessions and up to 20 hours of C.E. credit at the 2020 Pacific Dental Conference. (Photo/today Staff file photo)

(maximum of 5 hours) and hour-for-hour credit for individually attended courses. The PDC programming offers you the opportunity to acquire up to 20 C.E. credits.

On Saturday, March 7, the PDC Lab Expo brings together dental technicians and dentists to meet a selection of top notch companies to exchange information and forge new business relationships as companies display their latest technologies and advancements.

All registered PDC attendees have access to the PDC Exhibit Hall and the PDC Lab Expo.

Get all of the PDC information you need, all in the palm of your hand, by downloading the PDC 2020 App. The

app is compatible with all major mobile devices, including iPhone, iPad and Android phones. Search for Pacific Dental Conference in your applicable app store.

## Music, dancing, wine tasting

PDC After Hours takes place Friday evening and late into the night at Vancouver's legendary Commodore Ballroom, featuring the Famous Players Band, widely recognized as Vancouver's best live band because of the way they change the way people experience live music.

The \$30 (plus GST) cost includes two drinks, snacks and all the live music you can dance to on the Commodore's

“sprung” dance floor. Guests must be at least 19 and have valid ID.

Your opportunity to experience the wines of Italy is from 6-7:30 p.m. tonight in the Vancouver Convention Centre West Ballroom Foyer. The wine tasting will feature a selection from some of Italy's top winemakers. The cost is \$40 (plus GST).

Check at registration to see if any tickets remain available for either of these two events.

You can get more information on speakers, sessions, social events and other details about the conference at [www.pdconf.com](http://www.pdconf.com).

(Source: Pacific Dental Conference)

# Visit us at Booth 1547

New Products, Demonstrations and Great Deals!

## Beautiful II

A Nano-Hybrid Composite with Fluoride Release & Recharge



## EyeSpecial



SMART DIGITAL CAMERA,  
DESIGNED EXCLUSIVELY FOR DENTISTRY

## Beautiful Flow Plus

Finally, an Injectable Hybrid Restorative for All Indications



## BeautiSealant

Fluoride Releasing Pit & Fissure Sealant System



## BeautiBond

One Adhesive:  
Two Powerful Monomers



## Beautiful II LS

PREMIUM BIOACTIVE  
LOW SHRINK COMPOSITE  
WITH SUPERIOR  
DURABILITY & AESTHETICS



Case images courtesy of Jeffrey W Horowitz, DMD, FAGD, DASBA



Scan here for more information  
on all Shofu Products.

Visit [www.shofu.com](http://www.shofu.com) or call 800.827.4638

Shofu Dental Corporation • San Marcos, CA



# 'Live Dentistry'

## Today, Friday in Exhibit Hall

■ The Live Dentistry Stage, on the west side of the Exhibit Hall, is sponsored by A-dec and Sinclair.

Always a highlight of the meeting, the Exhibit Hall's live dentistry stage typically attracts standing-room crowds year after year. On the schedule this year:

### Thursday

- At 8:30 a.m., Jim Yeganegi, DMD, will present "Managing Posterior Maxillary Ridge Deficiency Using Crestal Approach Sinus Lift."

- At 11:15 a.m., Glenn van As, DMD, will present "Removal of Ceramic Restorations with the Laser."

- At 2 p.m., Warren Roberts, DMD,

will present "Botulinum Toxin Treatment for TMD: Eliminate Guesswork with EMGs"

### Friday

- At 9 a.m., Mark Kwon, DMD, FICOI, and Bernard Jin, DMD, will present "Digitally Driven Implantology – Imagination Into Reality."

- At 11 a.m., David Clark, DDS, and Matt Irvine, DMD, will present "Treatment of the Dreaded Black Triangle with the Bioclear Method."

- At 2 p.m., Jonathan Ng, DDS, Dip Pros., FRCD(C), will present "How to: Digital Impressions and Digital Smile Design – For Natural Teeth and Implants."

(Source: Pacific Dental Conference)



• **Dmitriy Ivanov, DDS, narrates as Ho-Young Chung, DDS, demonstrates 'Surgical Options for Peri-Implantitis and Other Implant Complications' on the PDC Live Dentistry Stage in 2019. (Photo/Robert Selleck, today Staff)**

## Speakers cover composites, ethics, conflict, more

■ Among the many compelling speakers on today's agenda are:

This morning **Timothy M. Bizga, DDS**, presents "**The Keys to Successful, Predictable and Efficient Direct Composite Restorations.**" Direct composite restorations are among the most frequently performed restorative procedures, yet dentists often struggle with placement technique, consistency and sensitivity. This presentation will discuss current thoughts on clinical and technical elements that play a critical role in proper material selection. In addition, Bizga will provide essential concepts for achieving long-lasting, esthetic results. Bizga also will present a hands-on course on this same topic.

Bizga is a general dentist practicing in Cleveland, Ohio. His background in dentistry is lengthy and diverse. Once a former chairside assistant, he also worked as a dental lab technician, making his perspective unique among others in the field of dentistry. He received his DDS from the University of Michigan School of Dentistry, where he is also an adjunct clinical professor.

Also this morning, **David Clark, DDS**, presents "**Better, Faster, Prettier Composites.**" Billed as a "fast-paced and entertaining lecture," the session will cover: Class II, minimally invasive prep design, "consistently gorgeous" contacts and managing deep caries. Also addressed will be: use of composite and Bioclear to treat the "dreaded black triangle" and diastemas; restoring incisal edges in worn teeth, fractured teeth and collapsed

bites with confidence; achieving a "sparkly, mirror-finish for composites with the three-step 'Rock Star Polish' technique." Clark also will present a hands-on course on this topic.

On Friday morning, on the Exhibit Hall's live-dentistry stage, Clark presents "**Treatment of the Dreaded Black Triangle with the Bioclear Method.**" The combination of preformed mylar matrices and heated, injection-molded composite resin enables predictable and conservative restoration of excessive gingival embrasures. Clark and Matt Irvine, DMD, will demonstrate the closure of such a "black triangle" embrasure from surface preparation to final polish. The increasing prevalence of adult orthodontics and esthetic awareness make this system a useful addition to the tool kit, because these areas may be corrected predictably, conservatively and for long-term stability.

Clark founded the Academy of Microscope Enhanced Dentistry and is a board member and lecturer for CRA. He lectures internationally and authored the first guide to enamel and dental cracks at 16x magnification, also minimally invasive dentistry, biomimetic endodontic shaping and is an opinion leader in restorative dentistry and endodontics. He developed Bioclear Matrix System.

Friday morning and again in the afternoon, **Amy L. Doneen, DNP**, presents "**The Oral/Systemic Connection: Linking Perio Health to Heart Attack & Stroke Prevention**"

This course will elucidate essential elements for establishing and main-



• **Dr. Timothy M. Bizga**



• **Dr. David Clark** (Photos/Provided by PDC)

taining cardiovascular wellness. The dental profession is positioned to play a profound role in this regard. Oral health staff and providers will learn concurrent health issues and physical traits their patients may have that can heighten CV risk. Attendees will learn about the wisdom of using technology to detect asymptomatic CV disease (CVD). This course will provide education regarding inflammation as the cause of CVD. A special focus will be directed toward oral health as a cause of arterial disease.

Doneen is an adjunct professor at Texas Tech Health Science Center in Lubbock, Texas; a clinical associate professor at WSU College of Medicine; an assistant professor with the University of Kentucky College of Dentistry, and she runs the Heart Attack & Stroke Prevention Center in Spokane, Wash. She is one of the nation's leading specialists in preventing heart attacks, stroke and diabetes.

**Barry Schwartz, DDS, MHSc (bioethics), cert ADR, FPFA, FACD**, will present a number of courses covering

**today** About the Publisher

Tribune America LLC  
116 W. 23rd St., Suite 500  
New York, N.Y. 10011  
Phone: (212) 244-7181  
Fax: (212) 244-7185  
E-mail: [info@dental-tribune.com](mailto:info@dental-tribune.com)  
[www.dental-tribune.com](http://www.dental-tribune.com)

Publisher & Chairman  
Torsten Oemus  
[t.oemus@dental-tribune.com](mailto:t.oemus@dental-tribune.com)

President/Chief Executive Officer  
Eric Seid  
[e.seid@dental-tribune.com](mailto:e.seid@dental-tribune.com)

Group Editor  
Kristine Colker  
[k.colker@dental-tribune.com](mailto:k.colker@dental-tribune.com)

Managing Editor  
Fred Michmershuizen  
[f.michmershuizen@dental-tribune.com](mailto:f.michmershuizen@dental-tribune.com)

Managing Editor  
Sierra Rendon  
[s.rendon@dental-tribune.com](mailto:s.rendon@dental-tribune.com)

Managing Editor  
Robert Selleck  
[r.selleck@dental-tribune.com](mailto:r.selleck@dental-tribune.com)

Product/Account Manager  
Humberto Estrada  
[h.estrada@dental-tribune.com](mailto:h.estrada@dental-tribune.com)

Product/Account Manager  
Maria Kaiser  
[m.kaiser@dental-tribune.com](mailto:m.kaiser@dental-tribune.com)

Product/Account Manager  
Jordan McCumbee  
[j.mccumbee@dental-tribune.com](mailto:j.mccumbee@dental-tribune.com)

Client Relations Coordinator  
Leerol Colquhoun  
[l.colquhoun@dental-tribune.com](mailto:l.colquhoun@dental-tribune.com)

Accounting Department  
Nirmala Singh  
[n.singh@dental-tribune.com](mailto:n.singh@dental-tribune.com)

**dti** Dental Tribune International

Published by Tribune America  
© 2020 Tribune America, LLC  
All rights reserved.

today Pacific Dental Conference appears during the Pacific Dental Conference in Vancouver, British Columbia, Canada, March 5 & 6, 2020.

Tribune America makes every effort to report clinical information and manufacturers' product news accurately, but cannot assume responsibility for the validity of product claims, or for typographical errors.

The publishers also do not assume responsibility for product names or claims, or statements made by advertisers.

Opinions expressed by authors are their own and may not reflect those of Tribune America or Dental Tribune International.

**SPEAKERS** *“from page 3*

ethics and communications issues.

This morning, he presents **“Ethics and Professionalism in Dental Advertising.”** With so many dentists to choose from, especially in urban areas, and so much information available online, many dentists are concerned about patient retention and attracting new patients and are feeling the need to spend big on advertising or be left behind. A dentist’s moral compass can be lost in the process. This session will highlight the professional implications of various marketing and advertising strategies in dentistry. A number of effective and professional alternatives in marketing will be presented along with a 10-step plan to improve the dentist’s image.

This afternoon, Schwartz presents

**“Applied Ethics in Dental Practice.”**

Discussions will examine cases that highlight ethical conflicts and help integrate the CDSBC Code of Ethics and college guidelines into dental practice situations. How does one deal with sexual issues with staff and patients? Issues such as child neglect, domestic violence and insurance co-payment can often confound many dentists when they try to do the “right thing.” By using this patient-centered perspective and careful, ethical analysis, dentists can be better prepared to deal with a wider variety of professionally challenging issues.

On Friday morning, Schwartz presents **“The Basics of Recordkeeping.”** Professional, ethical and legal responsibilities dictate that a complete chart and record documenting all aspects of each patient’s dental care

be maintained. Unfortunately, many dentists have inadequacies in their recordkeeping that could potentially impact the well-being of patients, continuity of care and privacy. Additionally, thorough dental records help protect the dentist when an unexpected outcome occurs. This course will reinforce current guidelines in recordkeeping and outline common errors that can occur.

Friday afternoon, Schwartz presents **“Effective Conflict Resolution Strategies in Dental Practice.”** Disputes are inevitable in any busi-



• Dr. Amy L. Doneen



• Dr. Barry Schwartz



• Wendy Somerville

ness relationship, and dentistry is no exception. When disagreements occur and effective communication channels remain open, matters are often rectified in a timely fashion. This can result in a greater sense of mutual respect among the parties. The net result is a closer, more professional and appreciative relationship with business associates, patients and employees.

This course will highlight conflict-management approaches that do and do not work and will stress the importance of interpersonal communications and alternate dispute resolution strategies.

Schwartz was in general practice for 25 years and then taught applied ethics, interpersonal communications and professionalism for 16 years at Schulich Medicine & Dentistry, Western University at London, Ontario. He has conducted research, published numerous papers and has spoken at many conferences nationally and internationally on the subject of dental ethics.

On Friday morning, and repeating in the afternoon and on Saturday morning, **Wendy Somerville, MSc**, will present **“Infection Control: Does Your Practice Need a Revised Treatment Plan?”** Increasingly stringent infection-control guidelines, media attention about lapses in practice and patient concern have required dentists to adapt to and apply progressively complex policies and practices to provide safe and professional dental care.

This talk will explore the rationale behind recent changes in provincial infection-control guidelines and provide approaches and solutions that will aid in determining how your practice may need to adapt to ensure that you are providing dental care that satisfies regulatory requirements and addresses patient safety concerns.

Somerville has provided infection-control consultation for 17 years in inpatient and outpatient medical settings as well as for dentistry and medical device reprocessing. Since 2009, she has coordinated the Infection Control Program for the McGill University Faculty of Dentistry and has recently participated in drafting the updated infection-control guidelines for the Order of Dentists of Québec.

AD

Enjoy your experience at the 2020...

# Pacific Dental Conference



Friends and Fun



Connecting



Learning

Life is Too Short to Drink Bad Wine




Head out to one or both of these PDC social events! You can purchase tickets directly online or at the registration desk, for yourself and your colleagues. You do not have to be registered for the PDC to be able to attend these social events! Join us for the fun!

**PDC AFTER HOURS**  
Friday, March 6 – Commodore Ballroom  
Cost \$30.00 (+ GST) Doors open at 8pm  
Includes: 2 drinks, snacks, live dance band (Famous Players)  
Co-sponsored by: **KAVO** **Kerr** **Nobel**

See you next year March 11-13, 2021

Online registration opens October 15th, 2020 at... [www.pdconf.com](http://www.pdconf.com)

#whsolutions



wh.com/na



Does your Surgical equipment meet **YOUR** needs?

implantmed <sup>PLUS</sup>

Most **Advanced**



elcomed

Most **Power**



2 free boxes  
of smartpegs  
included



 **OSSTELL**  
A  COMPANY



implantmed <sup>CLASSIC</sup>

Most **Affordable Reliability**

Discuss available options at the "Pacific Dental Conference" show with your preferred W&H distributor. A complete list of dealers is also available by going to [wh.com/na](http://wh.com/na)

# ADA and Florida Dental Association to hold combined meetings in Orlando

■ The ADA FDC Annual Meeting 2020, being presented jointly by the American Dental Association (ADA) and the Florida Dental Association (FDA), will be held from Oct. 15-18 at the Orange County Convention Center in Orlando, Fla.

Known also as America's Dental Meeting, ADA 2020 is geared toward anyone in the dental profession, including hygienists, dental assistants, lab

technicians and business assistants.

Attendees will have the opportunity to earn continuing education credits by participating in lectures, workshops and other events designed to help dental professionals meet and master today's industry trends and best practices.

"The Florida Dental Association is thrilled to partner with the American Dental Association to host ADA 2020 in

Orlando," said Dr. Bill D'Aiuto, president of the Florida Dental Association and Orlando practicing dentist, in a press release. "This will be a great opportunity to shine a light on our state, and we look forward to working together to make this an impactful event."

More than 31,000 attendees were at the ADA FDI World Dental Congress in San Francisco in September. Dental professionals from around the

## Here at the PDC

To learn more about the American Dental Association annual meeting in Orlando, Fla., you can visit booth No. L1-9 at the Pacific Dental Conference.

The Orange County Convention Center in Orlando, Fla., is host site of the 2020 combined annual meetings of the American Dental Association and Florida Dental Association. (Photo/Orange County Convention Center)

AD



**fdi**    
World Dental Congress

SHAPING THE FUTURE OF ORAL HEALTH

**Shanghai China**  
NATIONAL EXHIBITION AND CONVENTION CENTER  
1-4 September 2020

**ABSTRACT SUBMISSION DEADLINE**  
25 March 2020

**EARLY-BIRD REGISTRATION DEADLINE**  
31 May 2020

[www.world-dental-congress.org](http://www.world-dental-congress.org)  FDIWorldDentalCongress  fdi\_wdc

world earned thousands of C.E. hours, explored booths from more than 500 exhibitors, reunited with old colleagues and made connections with new ones. That's essentially the same plan for the October meeting coming up in Orlando.

The meeting will include three days of exhibits Oct. 15-17, with the exhibit hall open from 9 a.m. to 5:30 p.m. on Thursday and Friday, Oct. 15-16, and from 9 a.m. to 2 p.m. on Saturday, Oct. 17. A full day of C.E. courses are scheduled for Wednesday, Oct. 14, and throughout the following days of the meeting. A final half-day of C.E. courses is scheduled for Sunday, Oct. 18.

Registration opens on April 22. For more information on ADA 2020, you can visit [www.ada.org](http://www.ada.org).

(Source: American Dental Association)

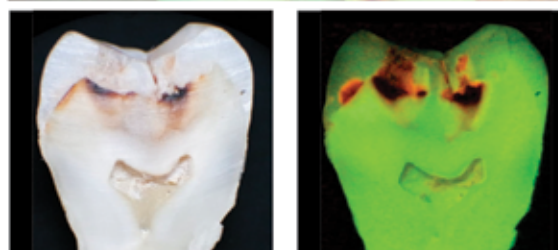


SEE THE BIG

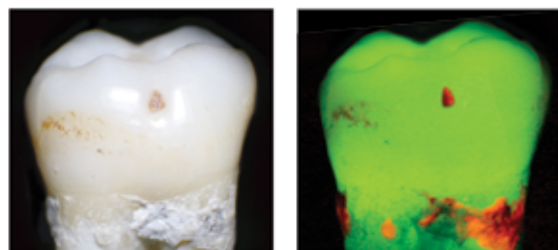
REVEAL™

Fluorescence in Dentistry

Patent # US10215977B1



CARIOLOGY



ORAL HYGIENE



IMPLANTOLOGY

PACIFIC DENTAL CONFERENCE  
BOOTH 1745

Designs for Vision's ground breaking **REVEAL™** lights up the oral cavity like never before. Reveal provides hands-free Fluorescence Enhanced Theragnosis™ (FET™) combining diagnosis and fluorescence enhanced therapy to support decision making and facilitate proper treatment options in:

#### CARIOLOGY

Identify enamel demineralization and bacterial contamination

Distinguish between infected and affected dentin

#### ORAL HYGIENE

Detect supra- and subgingival infected calculus

#### PERIODONTOLOGY – IMPLANTOLOGY

Identify accumulation of perio-active bacteria

#### RESTORATIVE DENTISTRY

Actively visualize and differentiate tooth structure and presence of dental restoration

See the Visible Difference® at Booth 1745 or contact us for an in-office demonstration [DesignsForVision.com/REVEAL.htm](http://DesignsForVision.com/REVEAL.htm)



Designs for Vision, Inc.

4000 Veterans Memorial Hwy. • Bohemia, NY 11716-1024 • 1.631.585.3300

1.800.345.4009 • [info@dvimail.com](mailto:info@dvimail.com) • [DesignsForVision.com](http://DesignsForVision.com)

[f](#) [i](#) [t](#) [in](#) @Designs4Vision



BOOTH 1745

# New, innovative loupes expand your vision

The panoramic field loupes' viewable areas are twice as large as prismatic expanded field-designed loupes and up to five times greater than Galilean loupes, providing unprecedented field of view, clarity, definition and color

## By Designs for Vision Staff

■ Designs for Vision is introducing several new loupe and headlight designs. The company has launched several new product lines, including the groundbreaking Reveal™ (US pat. 10215977B1) providing hands-free fluorescence enhanced theragnosis™ (FET™).

Reveal supplies the visual information to support decision making and facilitate proper treatment options in cariology, oral hygiene, periodontology, implantology and restorative dentistry.

## Significant advancement

The new patented Panoramic Field Loupes (U.S. pat. 8928975B2) represent the most significant advancement in telescope design in more than 100 years, according to the company.

The viewable areas are twice as large as prismatic expanded field designed loupes and up to five times greater than Galilean loupes. Panoramic Field loupes provide unprecedented field of view, clarity, definition and color.

## Revolutionary optical design

Designs for Vision is also adding the Micro 3.0EF to the award-winning Micro Series Loupes. The Micro 3.0EF has a field of view of 100 mm and weighs less than 70 grams.

The Micro Series also includes REALITY 5 Star rated Micro 3.5EF Scopes and Micro 4.5EF Scopes utilizing a revolutionary optical design that reduces the size of the prismatic telescope by 50 percent and reduces

## Here at the PDC

You can see the Visible Difference® yourself by visiting Designs for Vision's booth, No. 1745, or contact the company to arrange a visit in your office by calling (800) 345-4009 or emailing [info@dvimail.com](mailto:info@dvimail.com).

the weight by 40 percent while providing an expanded field view of the oral cavity.

See the lightest 3.0x magnification with the new 3.0x Galilean loupes from Designs for Vision. The lightweight Galilean design enables clinicians to step up in magnification while retaining an expansive 70 mm field of view.

## Hands-free infrared

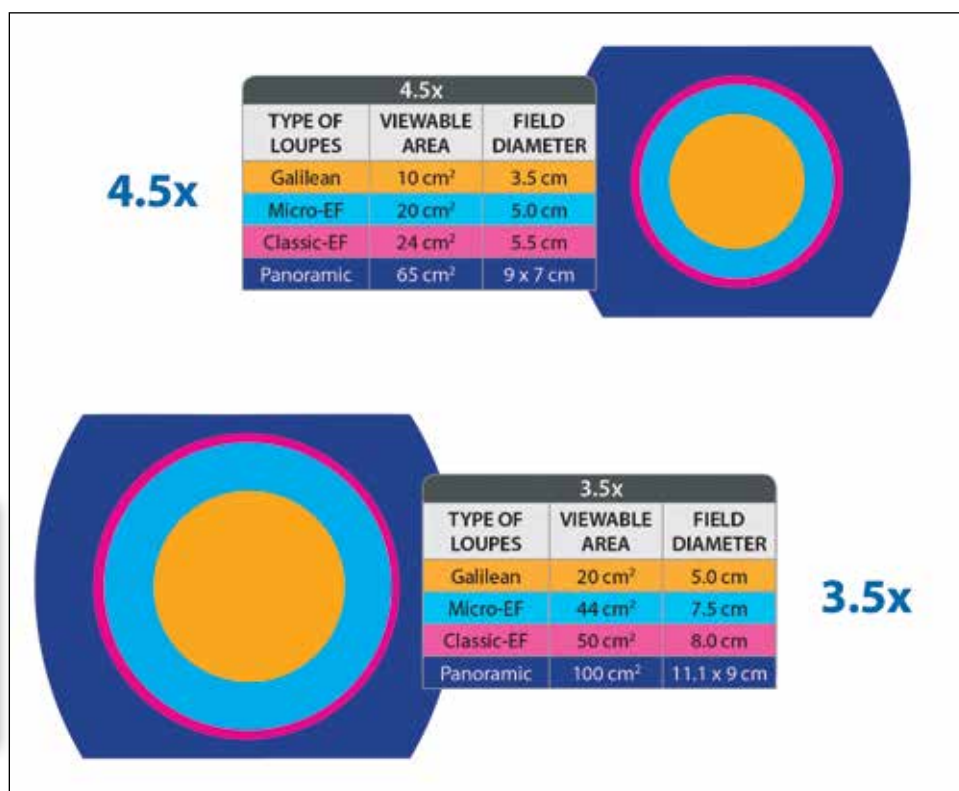
Designs for Vision is also introducing patented (U.S. pat. 8,851,709 and RE46,463) hands-free infrared technology with the WireLess IR HDi™ and the Micro IR HDi headlights.

The patented IR feature allows you to operate the headlight without touching the system. The IR headlights use a built-in infrared signal to allow you to turn the light on or off simply and safely. Onboard biometrics sense the position of the headlight to filter out unintended signals while working.

## Improved infection control

The patented IR feature enables improved infection control by letting practitioners operate the headlight without touching the system.

Designs for Vision has added the High Definition Imaging to all of its



• According to Designs for Vision, Panoramic Field Loupes are the most significant advancement in telescope design in more than 100 years. (Graphic/Provided by Designs for Vision)

**‘Facilitate proper treatment options in cariology, oral hygiene, periodontology, implantology and restorative dentistry.’**

headlights including the LED DayLite® WireLess™ IR and the LED DayLite WireLess Mini, providing a lightweight cordless solution with light intensity comparable to many corded headlights.

## High-def, wired or wireless

You can choose High Definition Imaging with either a wired or wireless design to meet your preference, and any of the HDi headlights will illuminate the entire oral cavity.

Designs for Vision's WireLess headlights free users from being tethered to a battery pack. The simple modular designs uncouple the headlights from a specific frame or single pair of loupes. Prior technology married a cordless light to one pair of loupes via a cumbersome integration of the batteries and electronics into the frame. The com-

act design of the LED DayLite WireLess headlights are independent of any frame/loupes.

## Lightest, smallest power pack

The LED DayLite Micro HDi uses the new High Definition Imaging with a lightweight headlight in combination with the Micro power pack.

The Micro power pack is the lightest and smallest power pack. The complete unit includes two power packs, and each power pack can run up to 10 hours.

## See for yourself

You can see the Visible Difference® yourself by visiting Designs for Vision's booth (No. 1745) at the Pacific Dental Conference; or to arrange a visit in your office, call (800) 345-4009 or email [info@dvimail.com](mailto:info@dvimail.com).



# DiaDent<sup>®</sup>

www.diadent.com | 1.877.342.3368

Visit us at booth #1151

New



## Dia-ProSeal<sup>™</sup>

Epoxy Resin-Based Root Canal Sealer

2+1

### ■ Features & Benefits

- Low shrinkage
- High adhesion to gutta percha and dentin
- Seal lateral canals with outstanding flowability
- Antimicrobial
- Dual syringe: 1:1 ratio
- Long-term dimensional stability
- Radiopaque and biocompatible
- Set time: 3-4 hours



**eVO fill<sup>™</sup> duo**  
Complete Motorized Cordless Obturation System

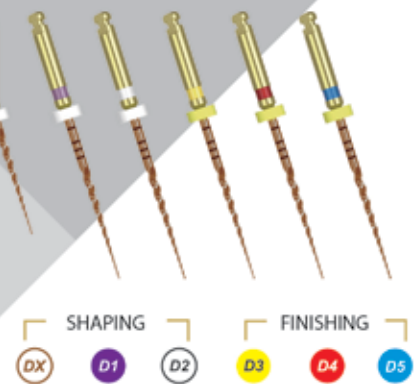
Free goods!



**DIA-DUO**  
Complete Cordless Obturation System

\*LIMITED TIME SHOW SPECIALS\*

4+1



**Dia-X File**  
Heat Treated Ni-Ti Rotary File System

**DiaTemp<sup>™</sup> Flow**  
Light Cured Flowable Temporary Restorative Material



2+1

**DiaTemp<sup>™</sup>**  
Light Cured Temporary Restorative Material



1+1

**DIAETCH<sup>™</sup>**  
37% Phosphoric Acid Etching Gel

