

today



Scenes from Hinman Dental

Write letters to the troops, take a photo with Chipper and spin the wheel.

»pages 4 & 6



A new way of looking at things

What if you could capture interproximal caries extraorally? Well, now you can.

»page 10



All about the extractions

Head to Anaheim to learn everything and anything you ever wanted to know about exodontia.

»page 12

Going for the gold

By Fred Michmershuizen, *today* Staff

■ Every year in late March, it's time to gather in Atlanta for the Thomas P. Hinman Meeting. Time to put your thinking cap on and take advantage of world-class educational and networking opportunities. Time to catch up with your compatriots and make lasting new contacts. Time to enjoy a wide range of special events.

The theme of this year's event, the 103rd, is "Foundation for the Future," and meeting organizers have laid out plenty of offerings to keep you busy this week.

"Hinman offers the very best in continuing education and world-class exhibits that help build a foundation for the future for everyone in attendance," said Dr. Dave Lee, general chairman of the 2015 Hinman Dental

»see GOLD, page 2



• The exhibit hall at the 103rd Thomas P. Hinman Meeting features more than 430 companies, including Atlanta Dental Supply. (Photos/Fred Michmershuizen, *today* Staff)

• Dr. Lane Walsh of the U.S. Air Force with her table clinic presentation, 'Efficacy of Photon-Induced Photoacoustic Streaming in Endodontic Irrigation.' (Photo/Fred Michmershuizen, *today* Staff)



Expand your knowledge

By Fred Michmershuizen, *today* Staff

■ More than 230 courses are being offered here at the 103rd Thomas P. Hinman Meeting in Atlanta.

Some of the educational highlights from Thursday included "Botulinum Toxin for Best Therapeutic and Esthetic Outcomes," presented by Dr. Louis Malcmacher; "Building a Better Business Office," presented by Kirk Behrendt, Dr. Gary Dougan and Chuck Blakeman; and "Social Media Foundations," presented by Tonya Lanthier, Laci Phillips and Denise Ciardello.

Educational highlights today include "Hygiene from the Ground Up," presented by Karen Davis, Dr. Samuel Low and Dr. David Wong, from 9:30 a.m. to 12:30 p.m. Saturday, highlights include "Laboratory Technicians Leading the Way to Excellence," presented by Dr. Javier Vasquez, Skip Carpenter, Von Grow and Bill Marias, from 8:30 a.m. to 4 p.m. (check your show guide for room numbers).

On the exhibit hall floor, many companies are offering presentations in their booths. Table clinics are also being presented on the exhibit hall floor.

GOLD *from page 1*

Meeting, in a press release announcing the opening of the meeting. “We have assembled truly the best in the profession, more speakers than ever before, as well as special programs and courses designed to elevate learning for our more than 21,000 dentists and dental professionals who attend our annual meeting.”

In the exhibit hall at the Georgia World Congress Center, more than 430 companies are on hand, showcasing the latest technology, equipment, products and services that the dental industry has to offer.

New this year: G.O.L.D. Program

New at Hinman this year is the G.O.L.D. (Graduates of the Last Decade) Program, taking place today.



Attendees come and go Thursday morning at the Georgia World Congress Center, home to the Hinman meeting.

Designed specifically for those who graduated from dental school less than 10 years ago, the G.O.L.D. Program is a full day of courses designed to get dentists on the path to successful practice ownership.

“Today, graduating dentists face extraordinary challenges with eco-

nommic pressures, considerable student debt, increased competition and the lure of corporate dentistry,” Lee said. The all-day program, being held in Room A-411, features eight lectures on topics that will “help new dentists navigate these challenges and prepare them to run a successful dental practice,” Lee said.

Highlights of the program include “Dental Team Building,” presented by Dr. Mark Hyman; “How to Own Your Practice,” presented by John McGill; “Why Patients Say Yes to Team Dentistry,” presented by Dr. Lee Ann Brady; and “The Secrets to Thriving in Practice Right Out of the Gate,” presented by Kirk Behrendt (check your show guide for exact times).

A beer and wine reception will be held at the conclusion of today’s G.O.L.D. presentations.

AD

104th Thomas P. Hinman Dental Meeting

DISCOVER THE DIFFERENCE

Hinman
Your Total Health Connection

ATLANTA, GA

March 17 – 19, 2016
Georgia World Congress Center & Omni Hotel at CNN Center
Dr. James A. Roos, General Chairman & Dr. Jonathan S. Dubin, President

today About the Publisher

Tribune America, LLC
116 W. 23rd St., Suite 500
New York, N.Y. 10011
Phone: (212) 244-7181
Fax: (212) 244-7185
E-mail: info@dental-tribune.com
www.dental-tribune.com

Publisher & Chairman
Torsten Oemus
t.oemus@dental-tribune.com

President/Chief Executive Officer
Eric Seid
e.seid@dental-tribune.com

Group Editor
Kristine Colker
k.colker@dental-tribune.com

Managing Editor
Fred Michmershuizen
f.michmershuizen@dental-tribune.com

Managing Editor
Sierra Rendon
s.rendon@dental-tribune.com

Managing Editor
Robert Selleck
r.selleck@dental-tribune.com

Product/Account Manager
Humberto Estrada
h.estrada@dental-tribune.com

Product/Account Manager
Maria Kaiser
m.kaiser@dental-tribune.com

Product/Account Manager
Will Kenyon
w.kenyon@dental-tribune.com

Marketing Director
Anna Kataoka
a.kataoka@dental-tribune.com

Education Director
Christiane Ferret
c.ferret@dtstudyclub.com

Accounting Department
Nirmala Singh
n.singh@dental-tribune.com



Published by Tribune America
© 2015 Tribune America, LLC
All rights reserved.

today Thomas P. Hinman Show Dailies Vol. 6 appear during the 2015 Hinman Dental Meeting in Atlanta, Georgia, March 26–28, 2015.

Tribune America makes every effort to report clinical information and manufacturers' product news accurately, but cannot assume responsibility for the validity of product claims, or for typographical errors. The publishers also do not assume responsibility for product names or claims, or statements made by advertisers.

Opinions expressed by authors are their own and may not reflect those of Tribune America or Dental Tribune International.



**EXPERIENCE ATLANTIS RESORT & CASINO
THE BAHAMAS
JULY 30 - AUGUST 1, 2015**

MEET OUR DISTINGUISHED FACULTY AND GUEST SPEAKERS



Dr. Stace Lind



Dr. Rick Ferguson



Dr. Avi Schetritt



Dr. Michael Pikos

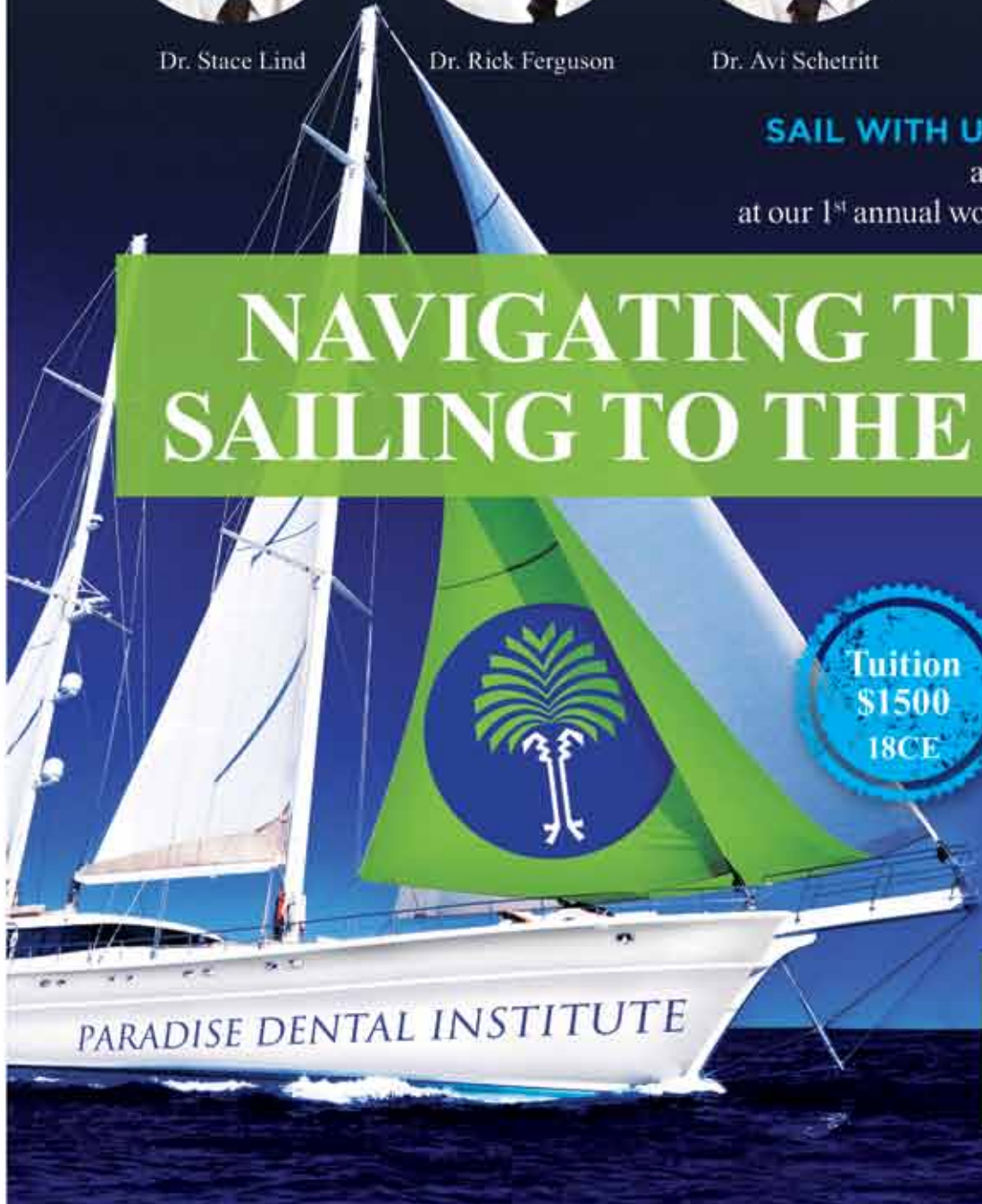


Dr. Michael Tischler

SAIL WITH US TO SUMMERS IN PARADISE

as we launch Paradise Dental Institute,
at our 1st annual working conference, exploring the theme:

**NAVIGATING THE PAST
SAILING TO THE FUTURE!**



**Tuition
\$1500
18CE**

OFFICIAL LAUNCH PARTY

All white attire on the beach!

Limited Seating. Book now at
www.summersinparadise.com
or call (844) 229-7192.

Scenes from Thursday



• From left: Shawn Clevinger, Jennifer Freemyer and Launa Frampton of Voco America (booth No. 401).



• From left: dental students Amy Reichert, Ahmad Alkanderi and Negar Massah, all from Richmond, Va.



• Meeting attendees Alex Rodriguez, left, and Konae Workman, right, with Jack Solomon of USO, where you can send a letter to American troops serving overseas. Look for the table on the exhibit hall floor.



• Chris Steinmetz of SurgiTel/General Scientific Corp. (booth Nos. 629/1444).



• The gang at maxill (booth No. 1843), a company specializing in infection-control products.



• From left: Katherine White, Ian Ross and Cori Hale of Glidewell Laboratories (booth No. 1345).



• Dr. John Bond, left, and Juan Molano of Molar Towne Productions (booth No. 754), the company behind the 'Molar Man' character. Watch for Molar Man himself on the exhibit hall floor.



• Tarah Despain, left, and Dr. Tom Hirsch of Isolite Systems (booth No. 35).



• Ed Matthews, left, and Lawrence Taub of TAUB Products (booth No. 508).

Photos by
Fred Michmershuizen
todayStaff

Great solution, excellent value, outstanding warranty



NEW!
Inclusive®
Titanium Custom
Abutments
now available
with Gold-Tone

Gold-Tone Titanium Abutments have been treated to provide optimal esthetics for anterior restorations

\$299* *all model work, labor, parts and screws included*

*(\$259** from digital file using scanning abutments)*



NEW!
BruxZir® Anterior
or BruxZir
Original
Screw-Retained
Crown

INCLUSIVE® Warranty

With Inclusive, your screw-retained crown is covered for 7 years and your custom abutment is covered for 20 years, including the implant. Even if you've used another company's implant, we've got you covered with a free Inclusive® Tapered Implant.

Inclusive Abutments and Screw-Retained Crowns are compatible with:

- BIOMET 3i™ Certain®
- CAMLOG® SCREW-LINE
- DENTSPLY Implants ASTRA TECH Implant System®
- Inclusive® Tapered Implant System
- Keystone Dental PrimaConnex®
- Neoss®
- Nobel Biocare Brånemark System® RP, NobelActive® and NobelReplace®
- Straumann® Bone Level
- Straumann® Tissue Level
- Zimmer Dental Screw-Vent®

*Price is per unit and does not include \$14 round-trip overnight shipping or applicable taxes. **Price is per unit and does not include \$7 one-way overnight shipping or applicable taxes. Inclusive Scanning Abutments are needed for digital restorations and can be purchased from Glidewell Direct, 888-303-3975. Prices may vary for Keystone Dental PrimaConnex and Neoss. Prices valid only in the U.S. Inclusive is a registered trademark of PrismaTik Dentalcraft, Inc. All third-party trademarks are property of their respective owners.

For more information

800-407-3310

www.glidewelldental.com




GLIDEWELL
LABORATORIES

Premium Products - Outstanding Value



• From left: Vandia Sands, Tangy Woodside and Indra Darling of Paradise Dental Institute (booth No. 1352), which offers a variety of dental courses at the Atlantis resort in the Bahamas.



• Kai Nielsen of G. Hartzell & Son (booth No. 731).



• 'Chipper' of DentalPost (booth No. 756).



• Michelle Levine of Dental Volunteers for Israel (booth No. 222), an organization that provides dental care to underprivileged children in Jerusalem. DVI is one of the many charitable endeavors supported by Henry Schein Cares.



• Destin Alameida of HealthFirst (booth No. 737).



• Megan Mottwiler of Essential Dental Systems (booth No. 1609) holds the company's new endodontic file, called Tango-Endo.



• Ryan Wepler, left, and Linda Maggart of DenMat (booth No. 1112).



• From left: Jenny Reeves, Lou Johnson and Tara Buddin of Affinity Bank. It's all about the NCAA tournament at this company's booth (No. 2333).



• Brynn Gibbs, left, and Mark Spencer of Consumer Fusion (booth No. 627).

G. Hartzell & Son

by DenMat

is now

HartzellTM INSTRUMENTS

Same Company. Same Renowned Quality And Durability. *New Name.*

Visit Booth #731

and discover the Hartzell difference for yourself.



Need another reason to visit?

*Mention this ad for a chance to win a
Scaling and Root Planing Kit, valued at \$389.*

Hartzell offers the highest quality in dental hand instruments to serve all of your clinical needs.

Hygiene

Restorative

Endodontic

Periodontal

Surgical

Implant



dm
DenMat



• Fig. 1: View of the patient prior to treatment. (Photos/Provided by Glidewell Laboratories)



• Fig. 2: Limited reduction is necessary for this case because there is a pre-existing PFM prior to treatment.



• Fig. 3: The final BruxZir crown in place directly next to the untreated central.



• Fig. 4: Photo taken just after placement of the BruxZir veneer.

A BruxZir solid zirconia veneer case in conjunction with an anterior crown

By Michael C. DiTolla, DDS, FAGD

■ Glidewell Laboratories' weekly web series "Chairside Live" has given us a great opportunity to communicate with clinicians across the nation and educate them on topics that they're actually interested in learning. If you haven't yet had the opportunity, episodes can be viewed on-demand at www.chair sidelive.com or on YouTube and iTunes.

In the Case of the Week from Episode 105, I wanted to try something that I really hadn't done before. I've done some anterior BruxZir® restorations, and they turned out well, but I had yet to do an anterior crown case in conjunction with a BruxZir veneer. This is going to be a straightforward case on teeth #8 and #9 with a BruxZir crown and a BruxZir veneer adjacent to it.

Case presentation

This patient had a pre-existing PFM on tooth #8 that was a poor esthetic

match (Fig. 1). Because of the patient's deep overbite, I liked the idea of using a BruxZir crown for tooth #8 because I could keep it almost as thin as that PFM was on the lingual. I also planned to have the lab fabricate a BruxZir no-prep veneer for tooth #9, which happened to be facially deficient anyway.

I anesthetized the patient and took off the crown. The prep had been endodontically treated, and it looked like a gold post was placed in the incisal edge.

We placed the first cord (size 00) and then prepared the gingival third of the tooth. Because the tooth already had a PFM, I didn't have to do a ton of reduction; it was more about where I did the reduction.

While reducing, I exposed a little bit of gold, so I covered it up with a self-adhering composite resin, and then I finished smoothing off the prep (Fig. 2). Then I placed the top cord (size 2), which upon removal left us a wide open sulcus that would be sim-

Here in Atlanta

Learn more about BruxZir restorations at the Glidewell booth, No. 1345.

ple to impress. That's the benefit of using the two-cord technique.

Six days later, we took off the temporary and tried in the final restorations, which the patient approved. We cemented the crown with Ceramir® Crown & Bridge cement (Doxa Dental; Newport Beach, Calif.).

The thing I love about Ceramir cement is the fact that it bonds on its own to zirconia without requiring you to decontaminate the internal surface of the BruxZir crown or use a zirconia primer. Plus, the cement will typically clean up in just one piece (Fig. 3).

With the crown placed, I then turned to the veneer. After try-in, I decontaminated the internal portion of the BruxZir veneer by sandblasting

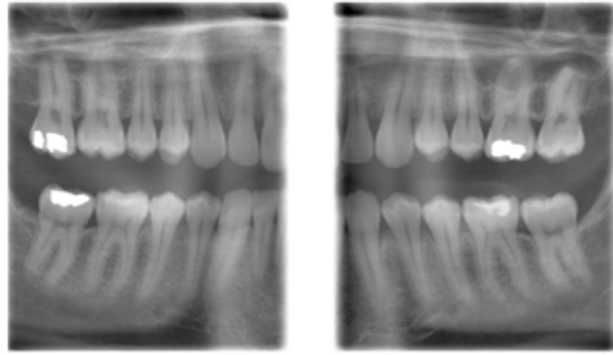
it for 15 seconds. I then placed a layer of Z-Prime Plus and air thinned it, and then placed a layer of bonding agent and air thinned it.

I isolated the two adjacent teeth with mylar strips and then etched with phosphoric acid, rinsed, placed the bonding agent, air thinned it, placed the veneer with the light-cured resin cement inside and cured it. You can definitely light-cure through solid zirconia. Try it yourself when you receive the case.

Here's the patient with the crown and veneer in place (Fig. 4). It looks pretty good, considering those are BruxZir solid zirconia restorations with no ceramic on the facial. BruxZir continues to look better because of the increased translucency of the material.

I'm now feeling more confident that if I'm placing a crown on a single anterior tooth that I can place a BruxZir veneer on the tooth next to it. As long as #8 and #9 match, we have a chance of having a nice smile.

The Industry's #1 Digital Panoramic X-ray

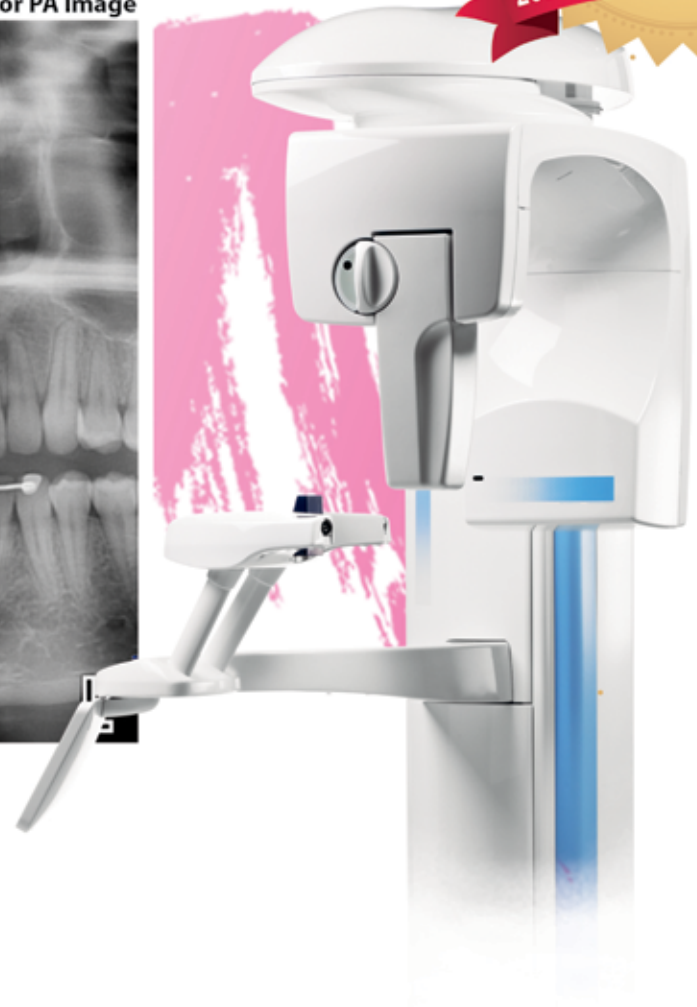


ProMax S3 Extraoral Bitewing

ProMax S3 anterior PA Image



ProMax S3 Standard Adult Pan - From Same Patient As Bitewing



ProMax® S3 WHAT IF... You Could Do ALL Your Routine Imaging Extraorally?

- Extraoral bitewings capture a greater number of surfaces for better caries detection versus intraoral modalities*
- Anatomically Accurate Extraoral Bitewing Program enhances diagnostic capabilities and eliminates gagging
- Patented SCARA technology opens interproximal contacts
- Enhances clinical efficiency - takes less time and effort than a conventional intraoral bitewing
- Captures more clinical data from lateral to third molar
- Fully upgradable to 3D and cephalometric capabilities
- Open design for simple, face-to-face patient positioning

*According to "Efficacy of ProMax Bitewings vs. Intraoral Bitewings." For a copy of this study, please contact Planmeca USA.

See PLANMECA at
The Thomas P. Hinman
Dental Meeting
Booth # 637

For a free in-office
consultation, please call

1-855-245-2908

or visit us on the web at
www.planmecausa.com

PLANMECA