

cosmetic

dentistry _ beauty & science

3²⁰⁰⁹

_case study


Management of full mouth
prosthodontic rehabilitation

_feature

Aesthetics and the brain

_industry report

Temporaries: Perfect provisional restorations



dti Dental
Tribune
International

YOU CAN VISIT US AT FDI,
STAND Q01-10 OR
WWW.NOBELBIOCARE.COM



NobelProcera™

Full zirconia product assortment in four colors.



white



light



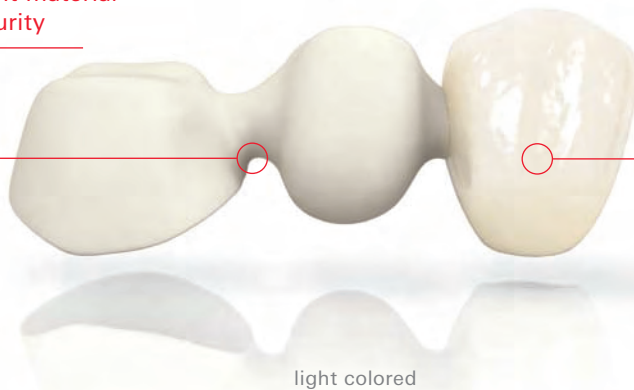
medium



intense

Certified for excellent material homogeneity and purity

Excellent flexural strength and no degradation in strength compared to white zirconia*



Innovative coloring technique

Excellent esthetic results supported by the coloring of the underlying framework

light colored

intense colored

* Nordic Institute of Dental Materials (NIOM) NobelProcera™ Zirconia testing: S306269B, S306205B.

** Products for NobelActive™ platform are currently under development.



Following the success of shaded NobelProcera Zirconia Crowns, the same colors are now available for the full assortment** – crowns, copings, bridges, abutments, implant bridges. The innovative coloring technique ensures excellent material homogeneity, consistent color throughout frameworks. External studies show no degradation in strength compared

to white zirconia*. NobelProcera offers solutions for all indications – single crowns, bridges up to 14 units, cemented or screw retained, fixed or removable prosthetics on natural teeth and implants. NobelProcera provides extensive experience and access to a quality-assured centralized industrial manufacturing. Precision of fit, quick turnaround

times, consistent and predictable results – you will enhance your customer satisfaction and the efficiency of your practice. Nobel Biocare is the world leader in innovative evidence-based dental solutions. For more information, visit our website. www.nobelbiocare.com/nobelprocera

Dear Reader,



Dr Sushil Koirala
Editor-in-Chief

Since the beginning of the year **cosmetic dentistry** has shown a strong presence at various international seminars, conferences, trade shows, and scientific meetings. The amount of positive feedback we have received thus far has encouraged us immensely and given more responsibility to our team in aiming to meet the expectations of our professional colleagues around the world. With the electronic edition of **cosmetic dentistry** now available at www.dental-tribune.com, our readers across the globe now have 24/7 access to information on the latest developments in the field.

It is encouraging to note that various aesthetic events are now hosted in Asia. Additionally, general dental associations are demonstrating increasing eagerness to invite speakers on aesthetic topics to their scientific meetings. As the demand for aesthetic procedures amongst our patients increases, so too does the demand for quality aesthetic dentistry lectures, training and accreditation programmes. Unfortunately, many Asian countries are still lagging behind owing to the lack of such activities at a national level. Because of financial and time constraints, participation in international aesthetic dentistry activities is not viable for many of our Asian colleagues. I suggest that a possible solution to this for our Asian dental professional associations, societies, academies and various educational centres is to utilise the advanced information technology available in the knowledge and skills dissemination process.

It is my pleasure to announce here that the South Asian Academy of Aesthetic Dentistry will launch its online aesthetic dentistry accreditation (fellowship) programme at www.dentistrysouthasia.com on November 2009. We believe that this effort is a milestone in the development of voluntary professional accreditation systems in South Asia. In addition, the Asia Pacific Dental Federation is planning to launch a two-year fellowship programme in aesthetic dentistry. The concept paper and syllabus for this programme were presented at the ICCDE board meeting during APDC Hong Kong 2009.

As always, I hope you will enjoy this new edition of **cosmetic dentistry**, in which we present a combination of clinical cases, expert opinion pieces and product information. I look forward to receiving your valuable feedback. Please feel welcome to share your clinical expertise and experiences with us.

Sincerely,

Dr Sushil Koirala
Editor-in-Chief
President Vedic Institute of Smile Aesthetics (VISA)
Kathmandu, Nepal



| editorial

- 03 **Dear Reader**
_ Dr Sushil Koirala, Editor-in-Chief
- 06 **Welcome to our international colleagues**
_ Dr Suhit R. Adhikari

| case study

- 08 **Immediate dentures:** Are you missing out?
_ Dr Craig Callen
- 12 **Ceramic restorations** — What is the key to success?
_ Robert Michalik
- 16 Management of **full mouth prosthodontic rehabilitation** using high-strength CAD/CAM zirconium-oxide crowns
_ Dr Ansgar C. Cheng et al.

| clinical technique

- 20 **Anatomic stratification technique** for lifelike anterior composites
_ Dr Ratnadeep Patil & Dr Kavita Mahesh

| special

- 24 **Smile Design Wheel™**: A practical approach to **smile design**
_ Dr Sushil Koirala

| feature

- 30 **Aesthetics and the brain**
_ Dr David L. Hoexter

- 32 **Ceramic** instead of **composite**
_ Manfred Kern

| industry report

- 34 **Temporaries:** Perfect provisional restorations
_ Dr Hans Sellmann
- 38 **Customised abutments** for long-term aesthetics — **software tools** to meet clinical and laboratory requirements
_ Hans Geiselhöringer & Dr Stefan Holst

| industry news

- 42 **Ivoclar:** Progress knows **no clinical limitations**

| lifestyle

- 44 **Enjoy** your trip and **indulge** in the journey!
_ Annemarie Fischer

| meetings

- 48 **Cosmetic events**

| about the publisher

- 49 _submissions
- 50 _imprint



BeutiBond

THE
POWER
OF
ONE



UNIQUE DUAL ADHESIVE MONOMERS

Ensures a strong reliable consistent bond to both enamel and dentin

SINGLE APPLICATION

- Eliminates guess work
- Saves chair time

HEMA-FREE FORMULATION

- Eliminates post-operative sensitivity
- Provides stable & durable bond
- Minimizes gingival blanching

PREDICTABILITY EVEN WITH A THIN BONDING LAYER

- Thin bubble-free bonding layer of 5µm
- Facilitates easy adaptation of restorative

CONVENIENCE

Available in Unit Dose or Bottle

For further information, contact your Shofu dealer **TODAY!**



SHOFU INC. Singapore Branch

Tel: 65-6377 2722

Fax: 65-6377 1121

eMail: mailbx@shofu.com.sg

www.shofu.com.sg



Minimally Invasive
Cosmetic Dentistry™



Welcome to our international colleagues



Dr Suhit R. Adhikari

The South Asian Academy of Aesthetic Dentistry (SAAAD) was founded in 2005 as the first web-based, regional professional academy in South Asia. The academy is dedicated to advancing the art and science of aesthetic dentistry and to promoting high standards of ethical conduct and responsible patient care, by institutionalising a standard continuing professional development programme through the provision of relevant accreditation (fellowship) processes. In order to fulfil its mission, the academy conducts regional aesthetics meetings and skills-oriented aesthetic training programmes and aims to organise its biennial scientific conference on a rotation basis amongst its member countries.

It is my pleasure to announce here that Nepal, the home country of the SAAAD initiator, is hosting the first SAAAD biennial scientific conference from 28 to 29 November 2009. The conference theme is *Minimally Invasive Cosmetic Dentistry: A Holistic Approach*. The conference is organised in collaboration with the Asian Academy of Aesthetic Dentistry, the Nepalese Academy of Cosmetic and Aesthetic Dentistry (NACAD), the Sri Lankan Academy of Aesthetic and Cosmetic Dentistry, the Bangladesh Academy of Aesthetic Dentistry and the Esthetic Academy of Bangalore, India.

It will be the first meeting of its kind in South Asia, with many renowned regional and international aesthetic dentists meeting in one place to share their knowledge and skills in order to promote the art and science of aesthetic dentistry. We believe that the conference theme demonstrates our interest in quality, health and ethical issues of aesthetic dentistry in Asia. We look forward to bringing positive changes through our mutual collaboration.

On behalf of the organising committee and the host country, I would like to cordially invite you all to participate in the forthcoming SAAAD conference in Kathmandu to foster great relationships as professionals and friends and to enjoy the hospitality, natural beauty and cultural richness of Nepal. To sign up for the SAAAD Nepal conference, please visit www.saaad.org. I hope to see you in Kathmandu!

Namaste,

Dr Suhit R. Adhikari
SAAAD 2009 Conference Organizing Chairman
SAAAD Secretary General
NACAD President



Immediate dentures: Are you missing out?

Author_ Dr Craig Callen, USA

All of the courses advertised today tout the productivity of porcelain facings, orthodontics, automated root canal and implants. While any of these treatments can be rewarding and profitable, the often-overlooked area of treatment that is highly rewarding and profitable is that of removable prosthetics. Yes, I said it, dentures! Many of us became burnt out on making dentures in dental school and never recovered, but times have changed. Not only is there a huge untapped market for high-quality dentures as the population ages, but it can also be one of the most rewarding and profitable procedures you provide for your patients per hour.

Fig. 1_After, full face.



In addition, with the materials available to you today, this can be a relatively easy treatment. A lot of what we know about cosmetic dentistry came from prosthodontics. Full denture treatment used to be the ultimate in cosmetic dentistry before periodontal care changed the way dentists practice.

Prosthodontists were really the first dentists to study things such as facial proportions as related to tooth size and shape.

How to get denture patients

Our office offers a *Free Aesthetic Denture Consult*. This allows patients to meet us and see what we can do for them in a non-threatening environment. If a patient calls in requesting fees, they are offered the option of the free consult. The patient is scheduled for a 10-minute time block with a doctor in the consultation room. He or she fills out a short form that pertains strictly to dentures. Then the patient is given a printout that describes his or her denture options and procedures. We also show the patient pictures of our cases and how natural they look.

We just had two large discount denture centres move into our area (and they tend to be more bait-and-switch than discount centres). We not only had to compete, but also differentiate our office by showing that we provide high quality, aesthetic dentures, not cheap ones.

Most of our dentures are set with Dentsply's Portrait IPN denture teeth, which look amazingly natural. We run a small advertisement in the local paper promoting aesthetically pleasing dentures. In addition, we belong to www.denturewearers.com, which is a great online informational site for denture patients




Fig. 2



Fig. 3



Fig. 4

and will help drive them toward your own Web site and office looking for solutions (Fig. 2).

Technique appointment No. 1

Randy is a typical patient who came in for a free consultation for immediate maxillary and mandibular dentures. He had been told a long time ago that he had severe periodontal disease and that his teeth could not be saved. A busy contractor, he put off treatment for years. We were able to appoint him for a complete examination and X-ray films, which verified his story.

Financial arrangements were made and we set-up an appointment for impressions, shade and bite (Fig. 3). At the next appointment, we took about an hour to get nice impressions with the Accudent dual alginate system with stock trays.

If Randy had been edentulous, we would have used Accudent's anatomically corrected denture trays. This utilises a light and heavy

body alginate mixed in an alginator. The light body sets slower and is applied in a large syringe. Because Randy still had teeth to establish vertical and tooth position, we then took a bite with Discus Dental's Vanilla Mousse, but you can, of course, use your material of choice. If there are many missing teeth, you may also use Discus Dental's Impression Putty for a bite.

The shade was chosen using the Dentsply Portrait Shade Guide. As most people want to bleach their teeth, we see more and more patients choosing lighter coloured teeth. We take several clinical and portrait photos for our records and the lab's use in setting the case.

If the patient wants to change his or her smile, we use *The Smile Style Guide*, written by Dr Lorin Berland and Dr David L. Taub to pick a new smile (www.Digident.com; +1 800 741 7966). It is a great tool that contains a multitude of different smiles progressing from square, pointed, round and flat as well as various length combinations that we include with detailed notes for the lab about exactly what we and the patient want.

Fig. 2 A screen shot of www.denturewearers.com.

Fig. 3 Accudent immediate denture impression.

Fig. 4 Before, close-up.