


today



Next-generation CAD software

New product is designed for clinicians who are adopting a single-visit dentistry model.

»page 4



Transforming your practice

One doctor shares his experiences with chairside mills over the years.

»page 14




A new standard in electric handpieces

This smaller, quieter and longer-lasting model makes its debut here in Chicago.

»page 18

Sweet home Chicago



Attendees walk the halls of the Chicago Midwinter Meeting during a past meeting. After a break last year to go virtual because of the COVID-19 pandemic, the Midwinter Meeting is back home at McCormick Place West. (Photos/*today* Staff file photos)

By Fred Michmershuizen, *today* Staff

■ It's so nice to be together once again!

After last year's meeting went to a virtual event because of the pandemic, the industry is back home at McCormick Place West. From now until Saturday, attendees at the 157th Midwinter Meeting have access to hundreds of courses and exhibitors, plus long-awaited, in-person gatherings with compatriots. Fittingly, the theme of this year's event is "A Dental Tradition."

But first, some ground rules. All participants at this year's Midwinter Meeting are required to wear a facemask, and all attendees must have had at least one COVID-19 vaccination.

To help, MEDICOM is sponsoring individually sealed facemasks for use during the meeting. And to make attendance here even safer for all, courses this year are being staggered to allow time for deep cleaning of

» see CHICAGO, page 3

Travel through dentistry's past with Dr. Scott D. Swank

■ Take a tour through the history of dentistry on Friday morning with the Chicago Midwinter Meeting's special Keynote Session guest, Scott D. Swank, DDS.

Swank has been curator of the Dr.

Samuel D. Harris National Museum of Dentistry since 2002, which features President George Washington's dentures among its artifacts.

Swank will offer a presentation on how the profession of dentistry has

evolved over the decades. He will cover important moments in dental history and even include some dental trivia.

The Keynote Session & Recognition Awards will be held from 8 to 9 a.m.

in Room W375D. Those who wish to come early may partake in coffee and a continental breakfast, being served from 7:30 to 7:55 a.m.

(Source: Chicago Dental Society)



PRR & SMALL CLASS 1 PROCEDURES ARE FASTER AND EASIER WITH LESS SENSITIVITY USING BEAUTIFIL KIDS SA, BIOACTIVE SELF-ADHESIVE FLOWABLE COMPOSITE!



-  **Anti-Bacterial Protection**
-  **Prevents Secondary Decay***
-  **Acid Neutralization**
-  **Up to 30% Savings Over Other Brands**

*8-Year independent clinical study recorded 100% retention rate, no secondary caries, failures, or postoperative sensitivity.




NEW! BEAUTIFIL® kids SA

Bioactive Self-Adhesive Nano-Hybrid Flowable
ELIMINATED THE TECHNIQUE SENSITIVE BONDING STEP!

- > Ideal handling for precision placement
- > Indicated for PRR and small Class I
- > High bond strength for reliable adhesion
- > Great for restless pediatric patients
- > Therapeutic bioactive Giomer Technology
- > Two shades, primary and permanent



Resin Tag Infiltration



POST YOUR PICTURE WITH DR. ANIME GET A FREE SAMPLE! VISIT BOOTH 2807



BIOACTIVE. GIOMER TECHNOLOGY. THE BETTER CHOICE.

Visit shofu.com
Call 800.827.4638



Shofu Dental Corporation San Marcos CA 92078

**Asahi University School of Dentistry *Beautiful Flow Plus X only. One product sample per office.

today About
the Publisher

Tribune America, LLC
118-35 Queens Blvd., Ste. 400
Forest Hills, N.Y. 11375
Phone: (212) 244-7181
Fax: (212) 244-7185
E-mail: info@dental-tribune.com
www.dental-tribune.com

Publisher & Chairman
Torsten Oemus
t.oemus@dental-tribune.com

President/Chief Executive Officer
Eric Seid
e.seid@dental-tribune.com

Group Editor
Kristine Colker
k.colker@dental-tribune.com

Managing Editor
Fred Michmershuizen
f.michmershuizen@dental-tribune.com

Product/Account Manager
Humberto Estrada
h.estrada@dental-tribune.com

Product/Account Manager
Maria Kaiser
m.kaiser@dental-tribune.com

Client Relations Coordinator
Lee Colquhoun
l.colquhoun@dental-tribune.com

Accounting Department
Nirmala Singh
n.singh@dental-tribune.com

Published by Tribune America
© 2022 Tribune America, LLC
All rights reserved.

dti Dental
Tribune
International

today Chicago Midwinter Meeting Show Dailies Vol. 15 appear during the 157th Chicago Midwinter Meeting, being held in Chicago, Illinois, Feb. 24–26, 2022.

Tribune America makes every effort to report clinical information and manufacturers' product news accurately, but cannot assume responsibility for the validity of product claims, or for typographical errors. The publishers also do not assume responsibility for product names or claims, or statements made by advertisers.

Opinions expressed by authors are their own and may not reflect those of Tribune America or Dental Tribune International.


CHICAGO *from page 1*

rooms between sessions.

The educational offerings here are as valuable as ever to the dental professionals in attendance. No matter if you are a new dentist or a seasoned veteran, a general practitioner or a specialist, the Midwinter Meeting has something for you.

The gathering, organized by the Chicago Dental Society, offers a comprehensive scientific program that includes 250 lectures, workshops and panel discussions on every topic in dentistry. There are also many sessions being offered in the Corporate Learning Theater, located in the exhibit hall.

There are more than 150 speakers, of whom 47 are new to this year's event, according to meeting organizers.



• **Attendees enter the exhibit hall back in 2020, the last time the meeting was held in-person.**

After spending time listening to the many great speakers, you might decide to head next to the exhibit hall, located in Hall F on Level 3. According to the Chicago Dental Society,

this is the most inclusive show yet, with hundreds of exhibitors, many of whom are new to the meeting. A visit to the hall can earn you one hour of C.E. per day.

The schedule for the exhibit hall is 9 a.m. to 5:30 p.m. today (Thursday); 10 a.m. to 6:30 p.m. Friday; and 9 a.m. to 3 p.m. Saturday. The extended hours Friday offer attendees an opportunity to enjoy a "happy hour" beverage during Brews & Bargains, beginning at 4:30 p.m.!

The Midwinter Meeting concludes Saturday evening with the President's Dinner Dance, hosted by CDS President Thomas Schneider Jr. and his wife, Sarah. The celebration is being held in the Crystal Ballroom of the Hyatt Regency Chicago. Festivities kick off with a reception at 7 p.m., followed by a formal dinner and dancing. Dress is black tie optional.

AD

BE PROUD OF YOUR MOUTH

Oral health impacts happiness and well-being



World Oral Health Day
20 March

fdi
FDI World Dental Federation

ADA American Dental Association®

Global Partners

align

align

Dentistry Sirana

@worldoralhealthday #MouthProud #WHD22

Global Supporters

WEGLEY

LISTERINE

Introducing ChairsideCAD 3.0 Galway

Next-generation CAD software from exocad is designed for single-visit dentistry

By Fred Michmershuizen, *today* Staff

■ The Midwinter Meeting is often the place where the dental industry's newest and most advanced technology is introduced. This year in Chicago, one such innovation is ChairsideCAD 3.0 Galway. The next-generation CAD software for single-visit dentistry, developed by exocad, an Align Technology company, first became available in the United States and Canada in November 2021.

As part of a marketing campaign behind the launch, company principals from exocad sat down for an interview with the *today* Staff at the 2021 Greater New York Dental Meeting, where they discussed the new software and what it offers to dental practices.

The executives from exocad said that this new release – named after the Irish city of Galway, a European “Capital of Culture” – provides dentists with design tools for a vast range of indications along with a wide choice of integrated devices. The chairside workflow is highly automated, intuitive and optimized for practice use, they said.

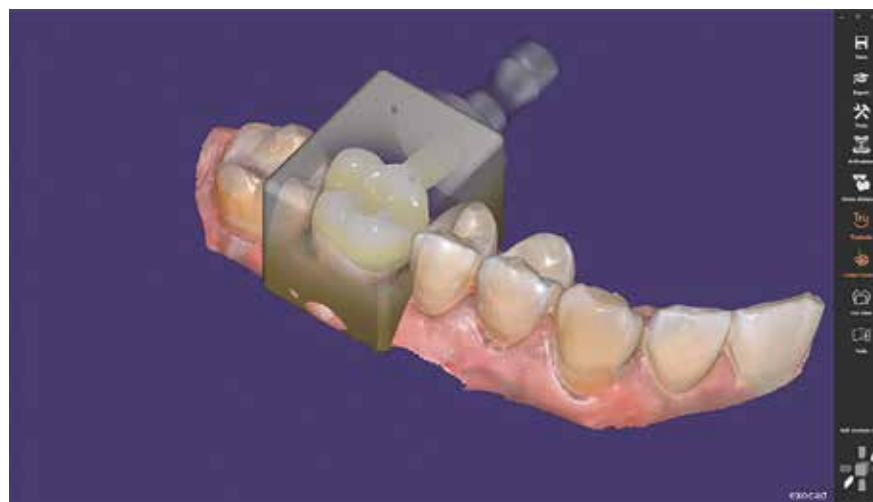
The software includes a step-by-step guide through the design process and a smooth integration with open intraoral scanners, production devices and implant systems. ChairsideCAD 3.0 Galway also enables the in-house design of FDA-cleared custom abutments. “This software was designed to help clinicians who are adopting a single-visit dentistry model,” said Larry Bodony, president, exocad America. “With ChairsideCAD 3.0 Galway, dentists can streamline their workflow – from the first restorative steps to the manufacture of the surgical components needed to complete a treatment plan.”

Tillmann Steinbrecher, CEO of exocad, added more details about the features and highlights of the new release. “It’s optimized to reduce design time by adding more automation and bringing our Instant Anatomic Morphing technology to ChairsideCAD,” Steinbrecher explained. “The goal is to enable the clinician to design the exact shape she or he has in mind but with minimal time effort.”

The software is designed to be suitable for both experts and novices. Those who are newer to CAD/CAM may appreciate its fast, “wizard-guided” workflows, while more advanced users can select free design sequences that offer greater flexibility, Bodony and Steinbrecher both explained.



• From left: Larry Bodony, president of exocad America; Tillmann Steinbrecher, CEO of exocad; and Christine McClymont, global head of marketing and communications for exocad; invite you to ‘Imagine the CADabilities.’ The company executives gathered for a photo after an interview with *today* Staff conducted at the 2021 Greater New York Dental Meeting. (Photo/Fred Michmershuizen, *today* Staff)



• ChairsideCAD 3.0 Galway is the next generation of exocad’s easy-to-use CAD software for single-visit dentistry. The chairside workflow is streamlined, intuitive and optimized for use in the practice. (Photo/Provided by exocad)

Another advantage of the new exocad software release, is that it supports collaboration between dental technicians and dentists.

“Collaboration has been a founding feature of our software,” Bodony said. “We have a technology called dental-share included in all of our products that is a point-to-point communication tool that allows technicians and dentists to communicate in near real time on cases. Basically, the exocad scan by the dentist can be shared in its entirety with the lab with just a few clicks of a mouse. It’s very efficient in time so that they can then get on the phone if they need to communicate or there’s a built-in chat function that

allows them to discuss the case and send files back and forth quickly.”

“We firmly believe that the earlier and the more you get the dental technician involved in treatment planning, the better the result,” Steinbrecher said. “It’s key to provide a platform that enables better collaboration between dentists and dental technicians. It also enables dental technicians to offer an additional range of digital services to dentists.”

Steinbrecher said that the most important thing he wants dentists to know about exocad is that it provides the software tools needed to make the most out of their existing equipment. “No matter if it’s a 3-D

Here in Chicago

To learn more about exocad’s ChairsideCAD 3.0 Galway, visit exocad at booth No. 2405 or visit the company online at exocad.com/chairside-cad-galway.

printer or an intraoral scanner or a milling machine, we provide the software that ties things together with smooth and efficient workflows and that allows effective and timely communications between labs and dental practices to the next level,” he said.

Christine McClymont, global head of marketing and communications for exocad, described the thinking behind the branding of the software, which includes the catchphrase – “Imagine the CADabilities” – as well as a testimonial campaign and an expanded booth presence at key dental meetings. “We wanted to make sure that we elevate the exocad brand,” she said.

McClymont said attendees are invited to the exocad booth to view demonstrations and to take a “deeper dive into the technology” to learn more about the digital workflow.

It’s award-winning technology, as well. Last year the Cellerant Group named ChairsideCAD as its 2021 Best of Class Technology Award winner for clinical design software. It was the third consecutive year exocad software was recognized with the award.

NEW CONTRA-ANGLE
NOVA

BienAir
Dental



SEE BEYOND

BETTER VISIBILITY, IMPROVED ACCESSIBILITY



From the moment we started designing the Nova handpiece, we had one ambition – not to compromise... thanks to the small head, the slim handle, its lightness, its low noise level and its extreme durability, it is quite simply the most advanced handpiece on the market.

S W I S S  M A D E

Read more



Bien-Air USA, Inc. Medical Technologies 8861 Research Drive Irvine, CA 92618, USA Tel. +1 949-477-6050 ba-usa@bienair.com www.bienair.com

DISCOVER THE NOVA AT OUR

BOOTH # 3402

CDS Midwinter Meeting | February 24-26, 2022



Infinity VUE
Vision Up Ergonomics

• Infinity VUE loupes, one of many new innovations available from Designs for Vision, are designed to help improve posture. (Photo/Provided by Designs for Vision)

Keep your chin up and eyes forward with Infinity VUE

By Designs for Vision Staff

■ Designs for Vision has several new and innovative products, including Infinity VUE, Panoramic Field and REVEAL.

Designed to provide a straight-

Here in Chicago

You can see the Visible Difference by visiting Designs for Vision at booth No. 1612. To arrange a visit in your office, contact Designs for Vision at (800) 345-4009 or info@dvimail.com.

AD



DenTech China
2022
www.dentech.com.cn

The 26th
China International Exhibition & Symposium on
Dental Equipment, Technology & Products

October 18 - 21, 2022

Shanghai World Expo Exhibition
and Convention Center

Follow us on

DenTech China DenTech China DenTech China

forward approach to ergonomics, Infinity VUE loupes are available in 3.0x and 3.5x magnification. Infinity VUE (Vision Up Ergonomics) keeps your chin up, your neck straight and your eyes forward while viewing the magnified oral cavity.

Designs for Vision invites you to try these loupes on to see (and feel) the difference in your posture.

The new patented Panoramic Field Loupes (U.S. pat. 8928975B2) represent the most significant advancement in telescope design in more than 100 years, according to the company. The viewable areas are twice as large as prismatic expanded field designed loupes and up to five times greater than Galilean loupes. Panoramic Field loupes provide unprecedented field of view, clarity, definition and color, the company says.

Another Designs for Vision product is its groundbreaking REVEAL (U.S. pat. 10215977B1), providing hands-free fluorescence enhanced theragnosis (FET). According to the company, REVEAL supplies the visual information to support decision making and facilitate proper treatment options in cariology, oral hygiene, periodontology-implantology and restorative dentistry.

Designs for Vision is also introducing the patented intuitive response technology with the Micro IR HDi headlight (U.S. pat. 8,851,709 and RE46,463). The patented IR feature allows you to operate the headlight with hands-free operation. Onboard biometrics sense the position of the headlight to turn the light on when you are working and turn the light off when you look up.

Designs for Vision's WireLess headlights free you from being tethered to a battery pack. The simple modular designs uncouple the headlights from a specific frame or single pair of loupes. The compact design of the LED DayLite WireLess headlights are independent of any frame/loupes.



Turn Your Data Into Dollars

Your practice management software is full of critical data that could help you make better decisions and be more productive and profitable — if you knew how to find and use it. Jarvis Analytics for Private Practices unleashes dark data deep inside your practice so you can track and view everything in real-time, find hidden production opportunities and fill your schedule.

With Jarvis Analytics, your data becomes the engine for your growth.

Schedule a Demo at: JarvisAnalytics.com



The science behind the 3-layer placental membrane

By Salvin Dental Specialties Staff

■ The new AmnioExcite placental membrane, available from Salvin Dental Specialties, includes both amnion and chorion layers plus a trophoblast layer. According to the company, the trophoblast layer contains more than 50 percent of the biologically relevant proteins in the placental membrane,¹ and LifeNet Health's patented and proprietary Matracell decellularization process serves to minimize immunogenic and inflammatory responses.^{7,8}

The amnion membrane by itself is thin and contains only a small portion of the biological factors found in the



• The new AmnioExcite three-layer placental membrane. (Photo/Provided by Salvin Dental Specialties)

full-thickness placental membrane, Salvin said. The chorionic membrane contains many of the same growth factors as the amnion membrane. However, the trophoblast layer holds

a majority of the proteins and growth factors in the full-thickness placental membrane.¹

AmnioExcite is approximately four times thicker than an amnion

Here in Chicago

To learn more about AmnioExcite and other products, visit Salvin Dental Specialties at booth No. 1608.

or chorion membrane for a more substantial protective barrier.² AmnioExcite's unique thickness may help prevent bacterial ingress and thus inflammation associated with infection, the company said.

AmnioExcite does not fold in upon itself when rehydrated, making it much easier to handle and less likely to migrate away from the surgical site during the healing process.³

Unlike other amnion/chorion membrane allografts, the layers in AmnioExcite are never separated during the process because separation can adversely impact retention of the native growth factors.⁴

In most placental-based allografts, the trophoblast layer is removed. However, by removing this layer, a rich source of beneficial endogenous biological factors and the thick structural matrix is also removed.¹ Therefore, AmnioExcite retains more endogenous growth factors than similar placenta-derived allografts by being processed as an intact, whole membrane, according to Salvin.

A few tissue processors do retain the trophoblast layer without removing viable and non-viable cells, which may provoke an immune response because of the presence of antigens on the cell surface.⁵ The ideal solution is to leave the thick, nutrient-rich extracellular matrix of the trophoblast layer intact but remove the donor cells to minimize an immune or inflammatory response.

LifeNet Health has solved this problem by processing AmnioExcite with its Matracell decellularization process.^{6,7} Matracell is a patented and validated process that renders allograft tissue acellular without compromising the biomechanical or desired biochemical properties for its intended surgical application.⁸

Both Salvin Dental and LifeNet Health have an exemplary safety record. Since 1995, LifeNet Health has processed more than 7 million bio-implants with its Allowash technology, without a single case of disease transmission. AmnioExcite has a Sterility Assurance Level (SAL) of 10⁻⁶, which is the recommended SAL for medical devices or allografts that are implanted or come in contact with breached skin.

To learn more about AmnioExcite or to place an order, call Salvin Dental Specialties at (800) 535-6566.

(A full list of references is available from the publisher.)

AD

Sino-Dental
Sino-Dental[®] 2022
The Most Influential Dental Exhibition
in Asian-Pacific Region

Beijing · China
June 9-12, 2022

Contact Us:
Ms. Carol KANG, Ms. Jen REN
Tel: (86)10-8839 3917/3836
Email: info@sinodent.com.cn
www.sinodent.com.cn/en



READY. SET.
SOLVE.

NEW!

Planmeca's digital dentistry solutions just got exponentially better.

- Warp-speed performance
- Micron-measurable accuracy
- Unparalleled versatility



Be ready to provide optimal solutions to your patients in a single visit.



WIN A FREE
INTRAORAL SCANNER!

Visit **Booth 1219** to enter and see the latest must-have technology.

One winner selected each day of the Chicago Midwinter Meeting

PLANMECA
Better care through innovation