

# today



## A camera that's designed for you

Dental photography requires special needs, and this camera just may fit the bill for all of them.

»page 4



## Keeping your patients safe

There is a new method for detecting caries — and this way doesn't involve any radiation.

»page 6




## Two for the price of one

Worried about contamination with your zirconia crowns? Now you don't have to be!

»page 8

# Come on in



• The Boston Convention & Exhibition Center. (Photo/Provided by the Greater Boston Convention & Visitors Bureau)

Yankee Dental Congress 2016 is ready to help you navigate your way to a successful future

By **today** Staff

■ If it's world-class education and the newest and best products you want, you are in the right place. For the next four days, the Boston Convention & Exhibition Center will be the site of more than 300 continuing education courses and events taught by leading experts in dentistry as well as booths from more than 450 exhibitors, featuring everything from toothbrushes to CAD/CAM machines to cameras made exclusively for dentists.

Nearly 27,000 dental professionals from around the United States are expected to be here, and with so many

»see COME, page 3

# Let Yankee save you some money

■ You already knew the badge around your neck gets you into the exhibit hall and the many education sessions going on at the Boston Convention and Exhibition Center, but did you know it's also worth money?

Below is a short list of places where just showing your badge can save you a couple dollars, but for more places and information, go to [www.yankee-dental.com](http://www.yankee-dental.com) and click on "Attraction Discounts" located under "Travel & Housing."

- **Freedom Trail Run:** Meet Saturday and Sunday on Boston Common and run a 5k course that passes landmarks from America's Revolution. Save \$5 off registration. [www.FreedomTrailRun.com/ydc](http://www.FreedomTrailRun.com/ydc)

- **Boston Children's Museum:** The children's museum is a private, non-profit, educational institution, recognized internationally as a research and development center and pace-setter for children's exhibitions, educational programs and curriculum.

Admission includes all activities, Kid-Stage performances, special events and hands-on exhibits. Admission is \$1 per person on Friday nights from 5–9 p.m. [bostonchildrensmuseum.org](http://bostonchildrensmuseum.org)

- **Institute of Contemporary Art:** The ICA is Boston's first new art museum in more than 100 years. It features contemporary paintings sculptures and photographs, in addition to cutting-edge live dance and musical performances. Save \$2 off regular admission. [www.icaboston.org](http://www.icaboston.org)



• The Institute of Contemporary Art. (Photo/Kindra Clineff, Massachusetts Office of Travel & Tourism)

# EyeSpecial C-II



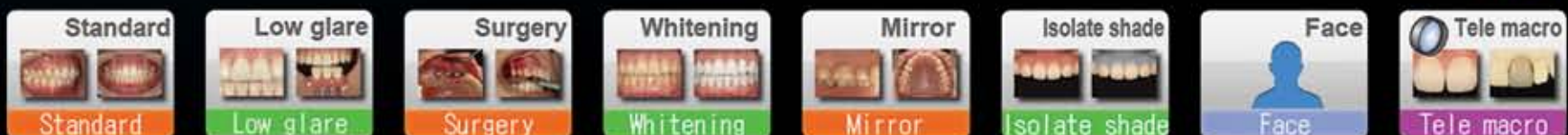
Built in dental cropping grid lines to get a clear and concise image, the first time.

Visit us  
**Booth #1229**  
Special Offers!



Scan Here for  
Instructional Video

## SMART DIGITAL CAMERA, DESIGNED EXCLUSIVELY FOR DENTISTRY



- 8 Dental shooting modes – Easier, faster and more reproducible images
- Auto focus, zoom and isolate
- Auto flash adjustment for true color
- 3.5 inch LED/LCD touchscreen – Works with exam gloves
- Water/chemical resistant – Essential for infection control in the office
- HIPAA compliant – protects patient privacy and security\*

\*Brinker, S. (2015, January). HIPAA compliance and digital photography with personal mobile devices. *Dental Products Report*, 76-80.



**today**About  
the Publisher

Tribune America, LLC  
116 W. 23rd St., Suite 500  
New York, N.Y. 10011  
Phone: (212) 244-7181  
Fax: (212) 244-7185  
E-mail: [info@dental-tribune.com](mailto:info@dental-tribune.com)  
[www.dental-tribune.com](http://www.dental-tribune.com)

**Publisher & Chairman**  
Torsten Oemus  
[t.oemus@dental-tribune.com](mailto:t.oemus@dental-tribune.com)

**President/Chief Executive Officer**  
Eric Seid  
[e.seid@dental-tribune.com](mailto:e.seid@dental-tribune.com)

**Group Editor**  
Kristine Colker  
[k.colker@dental-tribune.com](mailto:k.colker@dental-tribune.com)

**Managing Editor**  
Fred Michmershuizen  
[f.michmershuizen@dental-tribune.com](mailto:f.michmershuizen@dental-tribune.com)

**Managing Editor**  
Sierra Rendon  
[s.rendon@dental-tribune.com](mailto:s.rendon@dental-tribune.com)

**Managing Editor**  
Robert Selleck  
[r.selleck@dental-tribune.com](mailto:r.selleck@dental-tribune.com)

**Product/Account Manager**  
Humberto Estrada  
[h.estrada@dental-tribune.com](mailto:h.estrada@dental-tribune.com)

**Product/Account Manager**  
Maria Kaiser  
[m.kaiser@dental-tribune.com](mailto:m.kaiser@dental-tribune.com)

**Product/Account Manager**  
Will Kenyon  
[w.kenyon@dental-tribune.com](mailto:w.kenyon@dental-tribune.com)

**Business Development Manager**  
Travis Gittens  
[t.gittens@dental-tribune.com](mailto:t.gittens@dental-tribune.com)

**Education Director**  
Christiane Ferret  
[c.ferret@dtstudyclub.com](mailto:c.ferret@dtstudyclub.com)

**Accounting Department**  
Nirmala Singh  
[n.singh@dental-tribune.com](mailto:n.singh@dental-tribune.com)

**dti** Dental  
Tribune  
International

**Published by Tribune America**  
© 2016 Tribune America, LLC  
All rights reserved.

today Yankee Dental Congress 2016  
Show Dailies Vol. 7 appear during the  
Yankee Dental Congress in Boston,  
Massachusetts, Jan. 28–30, 2016.

Tribune America makes every effort to report clinical information and manufacturers' product news accurately, but cannot assume responsibility for the validity of product claims, or for typographical errors. The publishers also do not assume responsibility for product names or claims, or statements made by advertisers.

Opinions expressed by authors are their own and may not reflect those of Tribune America or Dental Tribune International.

**COME** "from page 1

options to choose from, there is sure to be something for everyone.

For instance, starting today, Yankee is once again offering the Fast Track series, this time focusing on the stresses associated with a career in dentistry. You will learn how to identify warning signs and discover tools and available resources to prevent and manage common, largely preventable health problems that affect dentists, dental teams and patients.

Also today is the interprofessional symposium, "Body on Fire," which will discuss the cause and effect of inflammation, from the systemic to the oral cavity. You will discover how nutrition and stress-reducing techniques can help soothe the inner burn of inflammation.

**Here at Yankee**

For information on courses and events, and the latest changes, check [www.yankeedental.com](http://www.yankeedental.com) or download the free app on your smartphone.

On Friday, three tracks of continuing education courses and events are geared toward those in an auxiliary role: RDH @Yankee, American Association of Dental Office Managers Day @Yankee and Modern Dental Assistant @Yankee. Each track will allow hygienists, office managers and dental assistants to share best practices, navigate current challenges, experience new technologies and network with their peers.

In addition, there is a whole host of workshops and sessions going on all

meeting, with topics including infection control, CDT coding, front desk management, inflammation, nutrition and root caries.

And don't forget about the exhibit hall. Along with the rows of products and technology, there are also a variety of C.E. programs there, too, including Product Navigator Live and CBCT Digital Imaging. The Healthy Living Pavilion, Live Dentistry and Dental Office Pavilion are also back.

Finally, today and Friday, the TeamSmile Clinic for Children will be held just off the exhibit hall floor. More than 200 clinical volunteers will provide free dental services and oral health education to hundreds of Boston-area children.

The exhibit hall is open until 5:30 p.m. today. For more information, download the Yankee 2016 app.

AD

**Pacific Dental Conference**

Save these dates! **March 17-19, 2016** Join us in Vancouver, BC somewhere under the rainbow!

- Three days of varied and contemporary continuing dental education sessions are offered (something for your whole team)
- Over 130 speakers and 150 open sessions and hands-on courses to choose from, as well as the Live Dentistry Stage in the Exhibit Hall
- Over 300 exhibiting companies in the spacious PDC Exhibit Hall
- Lunches and Exhibit Hall Receptions included in the registration fee
- Fantastic shopping, beautiful seawall access within blocks of your hotel, and great spring skiing and golfing

Online registration and program information at... **www.pdconf.com**

IN CONJUNCTION WITH  
**Pacific Dental Conference** **CANADIAN DENTAL ASSOCIATION**

# EyeSpecial C-II: Designed for dentistry

By Shofu Dental Staff

■ A 2015 recipient of the Pride Institute's Best of Class Technology Award, Shofu's EyeSpecial C-II camera has been revolutionizing the way photography is performed in dental practices and laboratories.

Equipped with intuitive, cutting-edge abilities tailored for dentistry, Shofu Dental asserts this camera will help achieve the varied needs of a busy dental office, whether it is the dentist, assistant or hygienist performing the clinical photography, case documentation or patient and lab communication.

The EyeSpecial C-II captures high-quality images with ease and convenience, according to the company. It has an exceptional depth-of-field range, smart autofocus and unique flash capabilities that ensure true-color reproduction and superb clinical photography.

Like smartphones and tablets, Shofu's camera is highly intuitive, user friendly, compact and ultra-lightweight, according to Shofu.

The camera features eight preset dental shooting modes, each designed to address a specific dental photogra-

## Here at Yankee

To learn more about Shofu's smart digital camera designed exclusively for dentistry, stop by the booth, No. 1229, visit [www.shofu.com](http://www.shofu.com) or call (800) 827-4638.

phy need. Made for comfort and functionality, the EyeSpecial C-II exceeds stringent infection control protocols. The camera is water-, chemical- and scratch-resistant and can be quickly disinfected with a wipe, a task that can sometimes be daunting when performed on traditional equipment.

Operating Shofu's camera is also virtually stress-free, according to the company, because no extensive technical knowledge is required to work with the EyeSpecial C-II, an attribute that brings consistency and efficacy to treatment planning and allows the clinician to delegate clinical photography tasks to staff members.

The Shofu camera offers numerous features that facilitate in-office and peer-to-peer collaboration and patient education, according to the company. The LCD screen of the EyeSpecial C-II is larger than displays



Shofu's EyeSpecial C-II camera. (Photo/Provided by Shofu Dental)

in typical smartphones and SLR-s, and it can be operated with a gloved hand. The draw/edit function enables making notes on images, which can be valuable when discussing therapy options or pointing out problematic areas in a treatment.

The camera also has the ability to wirelessly interconnect with other

systems in the dental office and laboratory. When equipped with a Wi-Fi card, a photograph captured with the camera will instantly appear on connected office devices, including a computer screen, a laptop and an iPad, turning a dental office or a laboratory into an efficient communication hub.

AD




**BEAT THE COMPETITION.**

Visit us at Midwinter Meeting Chicago - Booth #4011

keystone  
industries

480 South Democrat Road, Gibbstown, New Jersey, 08027 1-800-333-3131  
Werner-von-Siemens Str. 14a D-78224 Singen, Germany +49 7731 912101

Visit us at [www.keystoneind.com](http://www.keystoneind.com)

Socialize with Keystone Industries   

**Great solution, excellent value, outstanding warranty**

**NEW!**

## **Inclusive® Titanium Custom Abutments**

*now available with a  
gold-tone surface*

Visit us at  
booth  
#1600



*Gold-tone surface provides optimal esthetics  
for anterior restorations by minimizing the grey  
color showing through the gingiva*

**\$299\*** all model work, labor,  
parts and screws included  
*(\$259\*\* from digital file using scanning abutments)*

**NEW!**

## **BruxZir® Anterior or BruxZir Solid Zirconia Screw-Retained Crown**



## **INCLUSIVE® Warranty**

With Inclusive®, your screw-retained crown is covered for 7 years and your custom abutment is covered for 20 years, including the implant. Even if you've used another company's implant, we've got you covered with a free Inclusive Tapered Implant.

**Inclusive Abutments and Screw-Retained Crowns are compatible with:**

- BIOMET 3i™ Certain®
- CAMLOG® SCREW-LINE
- DENTSPLY Implants ANKYLOS® C/X and ASTRA TECH Implant System®
- Hahn™ Tapered Implant System
- Inclusive® Tapered Implant System
- Keystone Dental PrimaConnex®
- Neoss®
- Nobel Biocare Brånemark System® RP, NobelActive® and NobelReplace®
- Straumann® Bone Level and Straumann® Tissue Level
- Zimmer Dental Screw-Vent®

\*Price is per unit and does not include \$14 round-trip overnight shipping or applicable taxes. \*\*Price is per unit and does not include \$7 one-way overnight shipping or applicable taxes. Inclusive Scanning Abutments are needed for digital restorations and can be purchased from Glidewell Direct at 888-303-3975 or [www.glidewelldirect.com](http://www.glidewelldirect.com). Prices may vary for Keystone Dental PrimaConnex and Neoss. Prices valid only in the U.S. Inclusive is a registered trademark of PrismaDentalcraft, Inc. Hahn Tapered Implant is a trademark of PrismaDentalcraft, Inc. All third-party trademarks are property of their respective owners.

**For more information**

**888-786-2177**

[www.glidewelldental.com](http://www.glidewelldental.com)



**GLIDEWELL  
LABORATORIES**

*Premium Products - Outstanding Value*

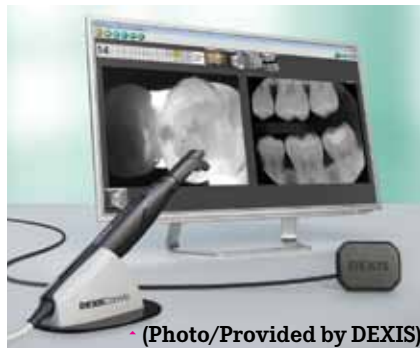
# Imaging options up close at DEXIS booth

By DEXIS Staff

■ If you haven't had a chance to see DEXIS™ and CariVu™ up close, now is your chance to see these innovative imaging options in action. A recent study showed that DEXIS digital radiography has the best image quality and the lowest radiation dose, among its many other attributes, according to the company. And the CariVu caries detection device is a new approach to discovering caries and cracks.

Both of these multifaceted imaging solutions were created with the needs of the clinician in mind.

According to the company, the DEXIS system combines the best digital X-ray sensor and dental imaging software to bring image quality, ergonomics, ease of use and efficiency to the dental office. PureImage™ Technology makes DEXIS images sharp and clear, even when enlarged. Higher visible resolution, higher contrast and lower noise make key anatomy more pronounced, allowing doctors the opportunity for better analysis of the images. The 16,000 shades of gray captured by the sensor allow the clinician to see subtle variations in density.



(Photo/Provided by DEXIS)

A recent study notes DEXIS X-rays are more consistent and clinically usable at a wider range of exposure settings than those of other sensors.<sup>1</sup> That is an advantage to both the dentist and patients. As a result, practitioners benefit from a reduction in time-consuming, exposure-related retakes, and patients benefit from the reduction in radiation. Dr. Cynthia Brattesani says, "If we can decrease patients' radiation exposure without sacrificing image clarity or detail, then we should definitely do that for them."

What is better than low dose? No dose. That is where the DEXIS CariVu caries detection device comes in. CariVu uses patented transillumination technology to support the iden-

## Here at Yankee

Check out the DEXIS system and the CariVu at the DEXIS booth, No. 2200.

tification of occlusal, interproximal and recurrent carious lesions and cracks. CariVu does not emit ionizing radiation, which is important for patients who are reluctant to have X-rays or for those who are not due for X-rays yet but have a dental issue.

Dr. Grant Smith recognizes that CariVu is a helpful addition to his other imaging technologies. He says, "Even patients who are not receptive to my low-dose digital X-rays can benefit because CariVu technology does not involve radiation." In contrast to other caries detection devices, he says: "CariVu illuminates both sides of the tooth simultaneously, so I can visualize the margins not only from the occlusal but volumetrically, and I can document the findings. I can spot fractures more easily than with radiography, and trust what I see." CariVu's images read like familiar X-rays, and the device has a high-detection accuracy with a study

showing an interproximal dentin caries detection rate of 99 percent.<sup>2</sup>

Dr. William J. McKibben adds that CariVu is a powerful tool not only for diagnosis, but it also adds additional information when filing claims to insurance companies. He says: "I already take a lot of intraoral photographs for documentation for insurance companies and also for patient education. CariVu gives me an extra level of documentation."

Visit the DEXIS booth, No. 2200, and see the imaging technologies that the company asserts have established DEXIS as a brand of excellence.

## References

1. Data sources: DEXIS Sensor Competitive Performance Study, December 2013, by Brad Carlson, PhD, and Scott Kravis, PhD; DEXIS Sensor Clinical Evaluation Report, February 2015, by Christine Hart, CDA, and Lisa Ratnow. Indications for use at [dexis.com/ifu](http://dexis.com/ifu).
2. Kühnisch J. Benefits of the DIAGNOcam Procedure for the Detection and Diagnosis of Caries [study project]. Munich: Ludwig Maximilian University of Munich; 2013.

AD

Beyond innovation.

$ZrO_2 / Y_2O_3$

**NuSmile®**

ZR  
ZIRCONIA

T  
Try-In

BC  
BioCem

**A complete zirconia primary crown system based on scientific evidence.**

NuSmile products are developed specifically for pediatric dentistry and used by more dentists than any other brand. If it's from NuSmile it's backed by thorough research and designed to deliver time saving efficiencies...all at an exceptional price.

**It's that simple.**

**NuSmile®**

Smiles ahead.

To get started with NuSmile, visit us at Booth #1333

1-800-346-5133 | +1-713-861-0033

[www.nusmile.com](http://www.nusmile.com) follow us!

[ordering@nusmilecrowns.com](mailto:ordering@nusmilecrowns.com)

# The Revolution Began in 1976

Forty years ago OCO Biomedical began producing cutting-edge implant products. Today we are at the forefront of implant technology and plan to be there for many years to come.

In 1976 the O-Ball overdenture connection revolutionized the implant world. Since those humble beginnings, OCO Biomedical has become a leader in immediate load implant technology. Today is the day to change the way you practice dentistry.

Come to booth 729 to find out how OCO Biomedical products will enhance your patient care and practice performance.



Designed and Manufactured in Albuquerque, NM 



**COME SEE US AT BOOTH #729**

U.S. Patent: US 8,277,218,B2   
ISO 13485:2003 CERTIFIED 0344

**(800) 228-0477**  
[www.ocobiomedical.com](http://www.ocobiomedical.com)

© 2016 OCO Biomedical Inc.



• NuSmile BioCem.



• Four ZR zirconia crowns at six months post-op.

# NuSmile's zirconia primary crown system delivers a one-stop solution

By NuSmile Staff

■ As a trusted name in pediatric restorations, NuSmile was determined to take a unique approach with pre-formed zirconia pediatric crowns.

"After investigating the science and consulting with numerous pediatric dentists, it was clear that a complete zirconia solution was needed," said Diane Johnson Krueger, NuSmile CEO.

The first thing the company did



• Every NuSmile ZR zirconia crown, left, comes with a matching Try-In crown. (Photos/Provided by NuSmile)

was develop a patent-pending process for manufacturing its NuSmile

ZR zirconia crowns, which deliver unmatched esthetics and exceptional durability, according to the company.

A landmark study had concluded that problems with contamination can occur when any zirconia crown is placed on a tooth during trial fitting and that this contamination significantly impaired cement to crown retention. NuSmile resolved it would solve the problems caused by saliva and blood contamination and also eliminate extra cleaning steps needed to remove this interfering contamination.

NuSmile's unique solution: Each of its NuSmile ZR zirconia crowns has a reusable corresponding Try-In crown included within the crown kit that is identical in size and shape. The Try-In crown eliminates the need to place the actual zirconia crown in the mouth prior to cementation, thus completely avoiding saliva/blood contamination.

NuSmile also endeavored to find the best possible cement for zirconia crowns.

"We determined that a cement for pediatric patients should ideally be bioactive," Krueger said, "but we couldn't find one that met all of our criteria and that was easy to use with pediatric patients. So we developed our own."

That cement — NuSmile BioCem® — is the only cement that releases phosphate, calcium and fluoride ions into the oral environment and forms hydroxyapatite that is available to integrate with and replenish the tooth, according to NuSmile. The company asserts that studies show that BioCem demonstrates a superior bond strength to zirconia, and, unlike other bioactive cements, it exhibits easy handling and does not require trituration.

"Our customers told us they wanted a one-stop solution for all their needs involving zirconia crowns," Krueger said.

"That's exactly what we've given them, and we couldn't be happier with their response to the NuSmile ZR system."

## Here at Yankee

To learn more about the NuSmile ZR system, stop by the booth, No. 1333.

AD

**STRUGGLING TO STAY AFLOAT?**

DEBT

INSURANCE

**FIND OUT WHY LVI IS YOUR LIFE SAVER.**

Register Now For CORE I Advanced Functional Dentistry

888.584.3237 • [www.lviglobal.com](http://www.lviglobal.com) • [concierge@lviglobal.com](mailto:concierge@lviglobal.com)

**LVI GLOBAL**

**CHANGING DENTISTRY. CHANGING LIVES.**

Academy of General Dentistry Approved FAGD Program  
Provider FAGD/MAGD Credit Approval does not imply  
acceptance by a state or provincial board of dentistry  
or AGD endorsement 6-11-15 to 5-31-16 Provider ID 206452

ADA CERP — Las Vegas Institute for Advanced Dental Studies  
LVI Global is an ADA Recognized Provider. ADA CERP is a service of the American Dental Association to assist dental professionals in identifying quality providers of continuing dental education. ADA CERP does not approve or endorse individual courses or instructors, nor does it imply acceptance of credit hours by the board of dentistry. Concerns or complaints about a CE provider may be directed to the provider or to ADA CERP at [www.ada.org/ce](http://www.ada.org/ce).

# NEW! Visalys® Core – Secure core build-up for high stability.



Visalys® Core is a fluoride-containing, dual-curing composite, developed for the fabrication of radiopaque core build-ups and core fillings and for cementing root posts. The product incorporates Active-Connect-Technology (ACT), which is unique in the market. This enables the material to bond actively with popularly used light-curing and dual-curing, single-step and multi-step adhesives, without an additional activator. The advantage for users is that it allows them to use the bonding agent they are used to – no matter whether it is a light-curing or dual-curing, a single- or multi-bottle system. Call 877-532-2123 or your local representative David Cox at 781-929-8938 direct to place an order.

[www.kettenbachusa.com](http://www.kettenbachusa.com)

**Come see Kettenbach at  
► Booth #420**