

# todayICOI



### The secret to CEREC CAD/CAM

Want to learn how to achieve esthetic anterior restorations? This free webinar will teach you!


»page 3



### Scenes from the ICOI

Find the newest products – and the people who can help explain them to you – in the exhibit hall.

»page 4



### One device, many uses

Dr. John Russo reflects on why his radiosurgery unit has given him such a good return on investment.

»page 6

## Find your knowledge here



• Attendees explore one of the many aisles of the exhibit hall on Friday during the ICOI Summer Symposium. (Photo/Humberto Estrada, *today* Staff)

By *today* Staff

■ The end of summer is already on the horizon, but before the heat goes away and the kids go back to school, it's time to stock up on your own knowledge here at this year's ICOI Summer Symposium. With educational sessions already in gear and exhibitors already demonstrating the latest technologies, there is no time to be wasted.

The first day of the symposium, Friday, started off with bang. Dr. Dennis Smiler began the day with his main podium session on "The Surgical Component to Successful Prosthetics" while Dr. Glenn Gittelsohn ended the day with his presentation on "Recognizing the TMJ Patient: Its significance to Implant Dentistry."

»see KNOWLEDGE, page 2

## ICOI and its German affiliates to celebrate World Congress in Berlin

By Craig Johnson, ICOI, Executive Director

■ The International Congress of Oral Implantologists (ICOI), its component society, the Deutsche Gesellschaft für Orale Implantologie (DGOI), and German affiliate, Bundesverband der Implantologisch Tätigen Zahnärzte in Europa E.V (BDIZ EDI), will join hands as they present ICOI's World Congress XXXII in the capital of Germany, Berlin.

### To attend

For complete information on World Congress XXXII, visit [icoiberlin2015.org](http://icoiberlin2015.org).

The dates for this World Congress will be Oct. 15-17. The venue for the meeting will be the Maritim Hotel Berlin. The theme for this congress will be "Evidence-Based Innovations in Oral Implantology."

True to the title of World Congress, the faculty will bring together clinicians and academicians from around the world as they present the latest in dental implantology on topics such as soft-tissue applications around implants, growth factors in surgical healing, treatment of periimplantitis, digital communication skills for minimally invasive surgery and much more.

»see BERLIN, page 2



• Berlin will be the site of the ICOI's World Congress XXXII. (Photo/[www.freeimages.com](http://www.freeimages.com))

**KNOWLEDGE** \*from page 1

Between those were Dr. Thomas Han's "Interdisciplinary Dental Implant Treatment Planning: Importance of Restorative and Functional Diagnosis for Predictable Surgical Management in Complex Esthetic Cases – Minimally Invasive Approach" and Dr. Michael Smilanich's "Management of Bruxism, Parafunction and Vertical Collapse in the Implant Patient."

Even more is scheduled for the next two days. Topics to be covered include implant restorations, extractions, the use of surgical guides, immediate implantations in the esthetic zone, and prevention and management of implant-related gingival recession, among others.

Featured speakers include Dr. Soheil Bechara; Renzo Casellini, MDT; Jeffrey Carlson, CDT; Dr. Cristian Dinu; Dr. Abdelsalam Elaskary; Dr. Aslan Gokbuget; Dr. Paul Jang; Dr. Jin Kim; Dr. Jack Krauser; Dr.

Mauro Labanca; Dr. Carolina Lenzi; Dr. Ady Palti; Dr. Edwin Scher; Dr. Avi Schettritt; and more.

Over in the exhibit hall, a wide array of companies is waiting to give you demonstrations on their latest products and technology. A few of the highlights include:

- Ellman International, demonstrating its Surgitron line of advanced radiofrequency (RF) generators. Operating at a frequency of 4.0 MHz, the Surgitron is designed to provide surgical precision and controlled hemostasis for a variety of procedures.

- MIS Implants Technologies, offering the MGUIDE Guided Implantology System, which is designed to streamline and simplify treatment planning for dental implants. The system also allows you to present a treatment plan to patients, thereby increasing their comfort level.

- X-Nav Technologies, which has developed an impressive new system – the X-Guide – that will extend the

capabilities of your in-office cone-beam imaging to deliver simplified and more accurate implant placement.

X-Guide features Dynamic 3D Navigation technology that delivers interactive, turn-by-turn guidance during live surgery. Think GPS navigation for your drill.

The user-friendly software allows you to guide your handpiece to the exact position, angle and depth, resulting in the ability to improve precision and accuracy of planned implant placement and thus leading to a more desirable functional and esthetic outcome.

The technology is still awaiting FDA clearance and thus not currently available for distribution, but you can take an up-close look at the system and participate in hands-on drilling demos at the booth.

The exhibit hall, where you can find all these products and many more, is open until 6 p.m. today and 3:30 p.m. Sunday.

**BERLIN** \*from page 1

On Thursday morning, Oct. 15, the congress will begin with a four-hour "Young Implantologists" program. Delegates to this congress will want to take advantage of what is

new on the horizon as presented by "up and coming" implantologists Roberta Gasparro (Italy), Teruaki Homma (Japan), Elisa Choukroun (France), Filipa Braga (Portugal), Paolo Nuzzolo (Italy), Daniel Grubeanu (Germany), Giuseppe Pantaleo (Italy), Nicolaos

Mallios (Greece), Tom Giblin (Australia), Gil Asafrana (Israel) and Thilo Damaskos (Germany).

The afternoon will be filled by several no-charge pre-congress courses given by event sponsors. Following these educational opportunities will be a welcome reception in the exhibit hall.

Then Friday and Saturday, Oct. 16 and 17, will feature ICOI's main podium speakers: Drs. Ata Anil (Turkey), Joseph Choukroun (France), Mariusz Duda (Poland), Galip Gurel (Turkey), Fouad Khoury (Germany), Richard Leesungbok (South Korea), Pascal Marquardt (Germany), Jaafar Mouhyi (Morocco), Ady Palti (Germany), Yvan Poitras (Canada), Eric Rompen (Belgium), Iliia Roussou (Greece), Gerard Scortecci (France), Ralf Smeets (Germany), Paolo Trisi (Italy) and Konstantinos Valavanis (Greece).

A social highlight for the congress will be the gala dinner to be held on Friday evening at the beautiful Restaurant Maritim. The gala will immediately follow the presentation of ICOI's awards ceremony and promises to be a night to remember.

The food and drink will be complemented by a rousing band brought in from Baden Baden that will entertain the guests as they dance into the night.

Berlin is not only the capital of Germany but also its cultural center, famous now for its museums, its philharmonic orchestra, multiple opera companies, modern architecture and captivating nightlife.

Visitors to the new Berlin can also see reminders of the city's 20th century history, including the Holocaust memorial and the Berlin Wall memorial and the Brandenburg Gate, a symbol of Berlin's unification. Plan to visit Germany with ICOI at this perfect time of year: autumn in Berlin.

For more information and to register for this World Congress, please visit the ICOI website, [www.icoi.org](http://www.icoi.org).

**today** About the Publisher

Tribune America, LLC  
116 W. 23rd St., Suite 500  
New York, N.Y. 10011  
Phone: (212) 244-7181  
Fax: (212) 244-7185  
E-mail: [info@dental-tribune.com](mailto:info@dental-tribune.com)  
[www.dental-tribune.com](http://www.dental-tribune.com)

**Publisher & Chairman**  
Torsten Oemus  
[t.oemus@dental-tribune.com](mailto:t.oemus@dental-tribune.com)

**President/Chief Executive Officer**  
Eric Seid  
[e.seid@dental-tribune.com](mailto:e.seid@dental-tribune.com)

**Group Editor**  
Kristine Colker  
[k.colker@dental-tribune.com](mailto:k.colker@dental-tribune.com)

**Managing Editor**  
Fred Michmershuizen  
[f.michmershuizen@dental-tribune.com](mailto:f.michmershuizen@dental-tribune.com)

**Managing Editor**  
Sierra Rendon  
[s.rendon@dental-tribune.com](mailto:s.rendon@dental-tribune.com)

**Managing Editor**  
Robert Selleck  
[r.selleck@dental-tribune.com](mailto:r.selleck@dental-tribune.com)

**Product/Account Manager**  
Humberto Estrada  
[h.estrada@dental-tribune.com](mailto:h.estrada@dental-tribune.com)

**Product/Account Manager**  
Maria Kaiser  
[m.kaiser@dental-tribune.com](mailto:m.kaiser@dental-tribune.com)

**Product/Account Manager**  
Will Kenyon  
[w.kenyon@dental-tribune.com](mailto:w.kenyon@dental-tribune.com)

**Business Development Manager**  
Travis Gittens  
[t.gittens@dental-tribune.com](mailto:t.gittens@dental-tribune.com)

**Education Director**  
Christiane Ferret  
[c.ferret@dtstudyclub.com](mailto:c.ferret@dtstudyclub.com)

**Accounting Department**  
Nirmala Singh  
[n.singh@dental-tribune.com](mailto:n.singh@dental-tribune.com)

**dti** Dental Tribune International

**Published by Tribune America**  
© 2015 Tribune America, LLC  
All rights reserved.

today ICOI Summer Symposium Show Daily Vol. 3 appears during the ICOI Summer Symposium in San Francisco, California, August 15, 2015.

Tribune America makes every effort to report clinical information and manufacturers' product news accurately, but cannot assume responsibility for the validity of product claims, or for typographical errors. The publishers also do not assume responsibility for product names or claims, or statements made by advertisers.

Opinions expressed by authors are their own and may not reflect those of Tribune America or Dental Tribune International.

AD

## Live Webinar on

# www.DTStudyClub.com

### Demystify Anterior CEREC®:


#### 3 Secrets to Esthetic Restorations

**Thursday, September 3, 2015**

**5:00PM (PST)**

**Dhaval Patel, DDS**

1 CE Credit




Dhaval Patel, DDS  
PDS®-Supported  
Multiple-Office Owner Dentist


Free for DTStudyClub members

Register for FREE on

www.DTStudyClub.com




PACIFIC DENTAL SERVICES®



ADA CERP® Continuing Education Recognition Program

ADA CERP is a service of the American Dental Association to assist dental professionals in identifying quality providers of continuing dental education. ADA CERP does not approve or endorse individual courses or instructors, nor does it imply acceptance of credit hours by boards of dentistry.



Dental Tribune DT STUDY CLUB

courses | webinars | seminars | e-learning



# 3 CEREC CAD/CAM secrets revealed for esthetic anterior restorations

Live Sept. 3 webinar shows how to achieve optimal restorations

Most dentists regularly using CAD/CAM technology in their practice become proficient with posterior restorations. But anterior restorations are more challenging in terms of line angles, incised edges, emergence profile, texture and characterization. This has led many dentists to avoid or dread anterior restorations with CAD/CAM technology.

Esthetic results combined with the convenience of same-day dentistry leave patients thrilled with their experience, promoting loyalty and referrals to your practice.

In a live webinar, “Demystify Anterior CEREC: 3 Secrets to Esthetic Restorations,” led by Dhaval Patel, DDS, you’ll learn all the design methods available with CEREC software for anterior restorations and how to select the correct technique.

Once you’ve selected the right design technique, results can be enhanced with post-mill contouring.

You’ll learn techniques that can be done quickly and efficiently to contour restorations post mill for producing the most realistic results.

Finally, the most esthetic results can be achieved through polishing or staining and glazing.

Every case is different, and you’ll learn when to stain and glaze and when just polishing will provide the most life-like appearance.

Techniques covered in this webinar will help you feel more confident using CAD/CAM for anterior restorations and produce same-day results that your patients will love. Go to [www.dtstudyclub.com](http://www.dtstudyclub.com) to learn more.

(Source: Pacific Dental Services)



CEREC CAD/CAM expert  
Dhaval Patel, DDS

### To attend

CEREC CAD/CAM expert Dhaval Patel, DDS, will present ‘Demystify Anterior CEREC: 3 Secrets to Esthetic Restorations,’ at 8 p.m. Eastern Time (5 p.m. Pacific) on Thursday, Sept. 3. To attend, simply log on to [www.dtstudyclub.com](http://www.dtstudyclub.com). You will be asked to register, but the webinar is free.

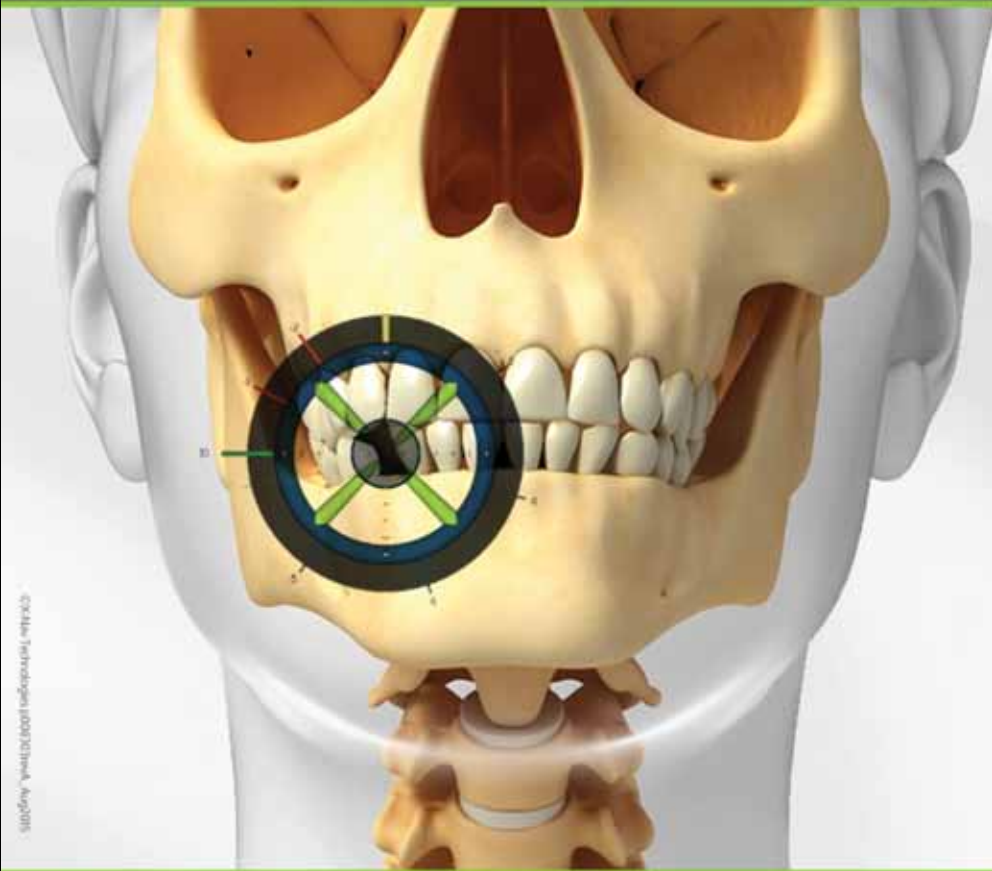
During the course, you will learn how to use the correct design technique, how to scribe developmental grooves and contour restorations for realistic outcomes and how to stain and glaze restorations for lifelike appearances.

You will receive 1 C.E. credit for attending.

AD

COMING SOON

LEARN MORE ABOUT  
**DYNAMIC 3D NAVIGATION**  
FOR MORE ACCURATE IMPLANT SURGERY



LET US KNOW WHAT YOU THINK!

**VISIT BOOTH #204 TO ~~SEE~~ try**  
NAVIGATED SURGERY WITH  
A HANDS-ON DRILL DEMO

FROM THE TEAM THAT BROUGHT YOU i-CAT<sup>®</sup>

**X-GUIDE**  
BY X-NAV TECHNOLOGIES


**POSITION • ANGLE • DEPTH**

Pending 510(k), not available for sale within the United States. This content is for informational purposes only. No orders can be accepted until appropriate Regulatory filing is cleared. \*Team does not include or imply every team member from i-CAT<sup>®</sup>. i-CAT<sup>®</sup> is a registered trademark of Dental Imaging Technologies Corp and is not affiliated with X-Nav Technologies.

SEE WHAT'S THE NEXT BIG THING IN 3D IMPLANT DENTISTRY [www.X-NavTech.com](http://www.X-NavTech.com)



# Scenes from Friday



• Uy, left, and Michael are ready to welcome you to the BioHorizons booth.



• Michael and Paul at Ellman can tell you all about the radio-surgery units the company offers.



• David and Dustin of Keystone Dental will happily tell you all about the new Keystone Arch.



• Attendees take a look at the DoWell booth.



• Chris and Michelle from X-Nav Technologies are offering a look at their brand new system, the X-Guide, which promises to extend the capabilities of your in-office cone-beam imaging to deliver simplified and more accurate implant placement.



• Matt of Meisinger is all smiles Friday in the exhibit hall.



• The Salvin booth attracts a crowd.



• Brian and Ian invite you to stop by the Glidewell Laboratories booth to learn about the new Hahn Tapered Implant.



• There is a lot to learn about at the Implant Direct booth. Stop by and ask about the company's latest products.

Photos by Humberto Estrada  
today Staff



# Greater confidence for you and your patients



## BruxZir® Solid Zirconia Full-Arch Implant Prosthesis



**\$2,995\***

*Per arch, complete with full-arch implant provisional  
Also available in partial-arch at \$1,795\*.*

\*Price does not include multi-unit abutments,  
shipping or applicable taxes.

**NEW!**

### Patient Presentation Sample



*Call us to  
order an  
actual BruxZir  
Solid Zirconia  
12-unit sample  
for \$619\* or an  
8-unit sample  
for \$439\**

- **STRENGTH:** Solid zirconia — no porcelain overlay, denture teeth or acrylics, just BruxZir Solid Zirconia
- **DURABILITY:** No color changes, no odor absorption, no metal frame
- **BIOCOMPATIBILITY:** Solid zirconia is hypoallergenic and has been shown in clinical studies to be wear-compatible with enamel<sup>1</sup>

1. Clinicians Report, TRAC Research, July 2014

**7-year warranty provides free replacement from the stored digital data if material damage occurs.**

*Warranty is provided to the prescribing dentist and is nontransferable. For complete warranty details go to [www.glidewell dental.com](http://www.glidewell dental.com)*



To see the 'Hammer Test' video, or to download step-by-step clinical protocols, go to [www.bruxzir.com](http://www.bruxzir.com)

*For more information*

**888-786-2177**

[www.glidewell dental.com](http://www.glidewell dental.com)



**GLIDEWELL  
LABORATORIES**

*Premium Products - Outstanding Value*



# 'An alternative to any procedure'

Dr. John Russo talks about the benefits of his Ellman radiosurgery unit

By **today** Staff

■ John Russo DDS, MHS, is a periodontist in Sarasota, Fla. He graduated from the Ohio State University College of Dentistry and received a periodontics certificate from the Medical University of South Carolina as well as a master in health sciences degree.

Today he is a clinical assistant professor of periodontics at the Medical University of South Carolina, a diplo-

## Here at ICOI

To see the Ellman radiosurgery unit for yourself, check out the booth, No. 401, in the exhibit hall.

mat of the International Congress of Oral Implantologists and a nationally recognized expert in dental implants and bone grafting.

One of the products Russo spends a

lot of time with is his Ellman radiosurgery unit, which can be used for more than 30 different dental procedures and appeals to those ready to move beyond the scalpel as well as those looking for an alternative to lasers and electrocautery units

Russo said he has been using his unit for more than 10 years on a daily basis. *today* talked with him to get a little more insight into what he likes about it.



• Dr. John Russo, DDS, MHS

### What do you use your Ellman radiosurgery unit for? How many procedures can it be used for?

The Ellman radiosurgery unit can be used as an alternative to any procedure performed with a scalpel. I use my unit for: cautery of donor sites for gingival grafts, making incisions, harvesting donor tissue for soft-tissue grafts, excisional biopsies, gingivoplasty, removal of pigmentation, frenectomies and many other procedures.

### What do you see as the benefit of Ellman's radiofrequency technology as compared to lasers and electrocautery?

In my experience, the Ellman radiosurgery unit has significantly less collateral thermal penetration/damage than electrosurgery units. Another benefit is I do not have to "ground" my patients prior to using the technology.

With my Ellman unit, I can cauterize bleeding vessels larger than 0.3 mm whereas my laser will only cauterize vessels smaller than 0.3 mm. Also with the Ellman unit, I have a choice of multiple tips that can be used in different circumstances and locations of the mouth and can also be bent for more customized access.

### How are the results?

The results can be described as laser-like surgery. The result of cutting or cauterizing tissue with the Ellman unit is minimal heat production and minimal depth of tissue penetration.

### Does your Ellman provide good return on investment?

When comparing the cost of my Ellman unit to my laser, the Ellman is significantly less expensive and allows me to perform more treatments, mostly due to the availability of different tips for different procedures. The Ellman has been a great return on investment.

To see the Ellman radiosurgery unit for yourself, check out the booth in the exhibit hall.

AD

## ICOI WORLD CONGRESS XXXII

### BERLIN, GERMANY

**OCTOBER 15-17, 2015 | Maritim Hotel Berlin**  
*Evidence Based Innovations in Oral Implantology*

#### Main Podium Faculty:

- Dr. Ata Anil (Turkey)
- Dr. Joseph Choukroun (France)
- Dr. Mariusz Duda (Poland)
- Dr. Galip Gurel (Turkey)
- Dr. Fouad Khoury (Germany)
- Dr. Richard Leesungbok (South Korea)
- Dr. Pascal Marquardt (Germany)
- Dr. Jaafar Mouhyi (Morocco)
- Dr. Ady Palti (Germany)
- Dr. Yvan Poitras (Canada)
- Dr. Eric Rompen (Belgium)
- Dr. Ilia Roussou (Greece)
- Dr. Gerard Scortecchi (France)
- Dr. Ralf Smeets (Germany)
- Dr. Paolo Trisi (Italy)
- Dr. Konstantinos Valavanis (Greece)

**www.icoiberlin2015.org**

*The Young Implantologists Program and Pre-Congress Courses on October 15, 2015*

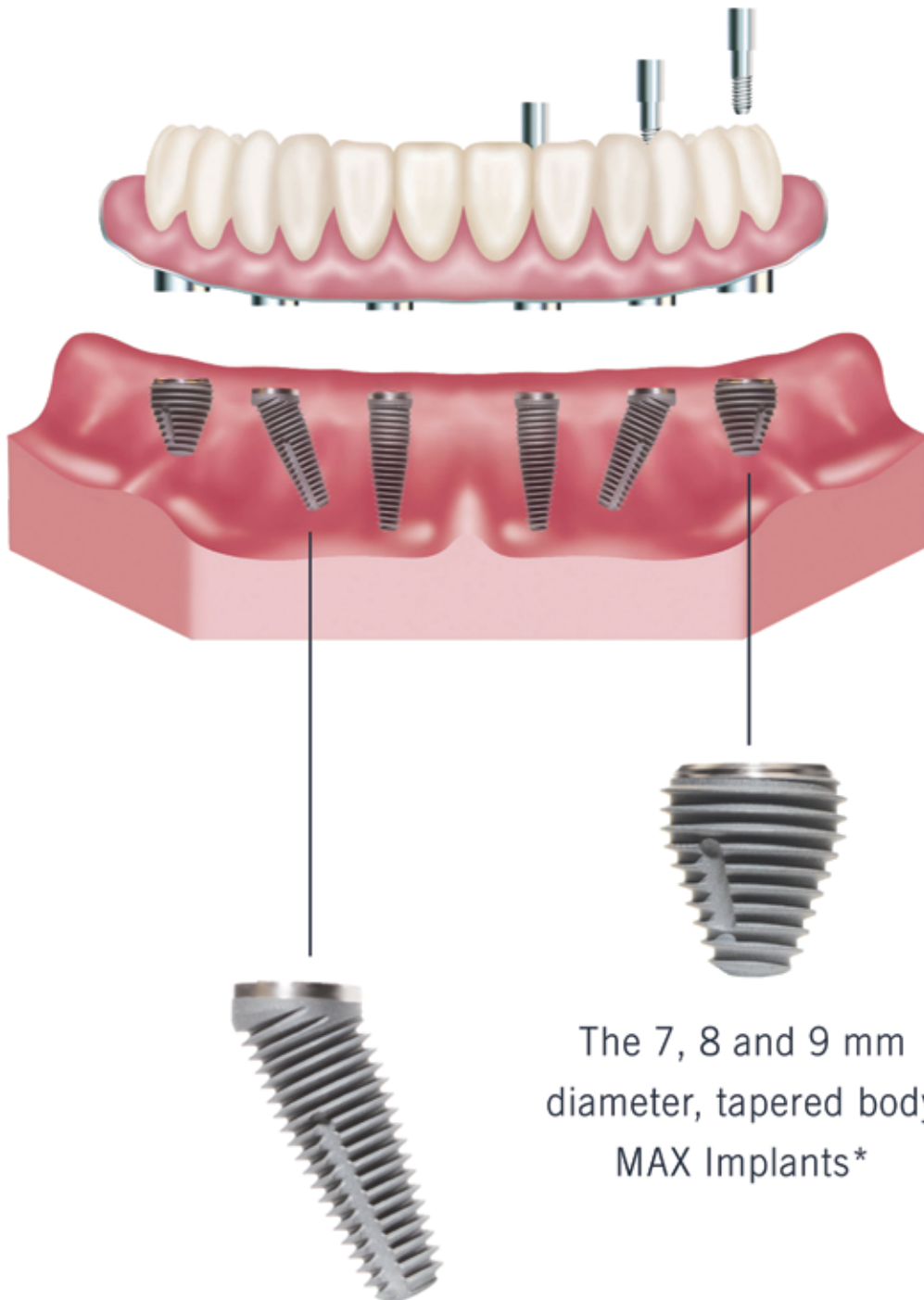
ICOI INTERNATIONAL CONGRESS OF ORAL IMPLANTOLOGISTS

Co-sponsored by:

- DGOI GERMAN SOCIETY OF ORAL IMPLANTOLOGY
- BDIZ EDI



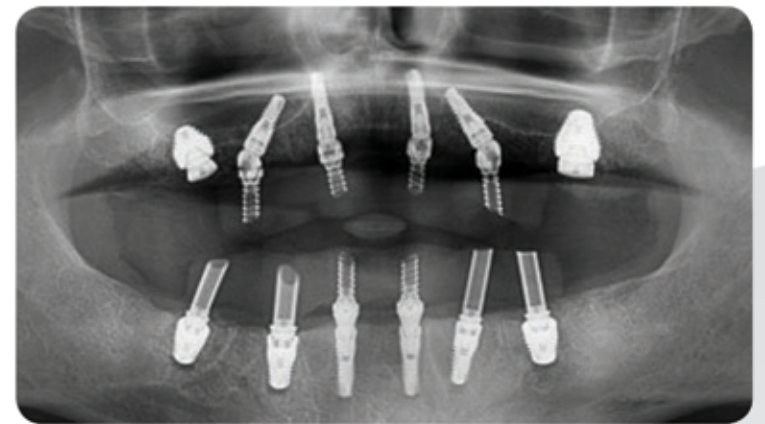
# Support from Molar-to-Molar



The 7, 8 and 9 mm diameter, tapered body MAX Implants\*

Threaded Co-Axis Implant with 12° and 24° Angle Incorporated\*

Please visit us at  
ICOI Booth #602!



Courtesy: Michael J. Will, MD, DDS, FACS

## Keystone Arch

“The Keystone product line provides every implant option needed to successfully and efficiently deliver predictable fixed hybrid outcomes. The variety and simplicity of the Keystone products makes the surgical and restorative procedures routine and straight-forward.”

- Michael J. Will, MD, DDS, FACS

- Direct to implant restoration reduces vertical height limitations
- Allows for first molar occlusion
- Reduces or eliminates cantilever

 **Keystone**  
DENTAL

\*Implants are available in multiple restorative platforms

1.866.902.9272 • [www.keystonedental.com](http://www.keystonedental.com)

# Discover the truth in our vial



## All-in-1 Packaging

Includes implant, cover screw, healing collar & carrier/transfer  
– **\$150 SBM**

**\$435 TRUE SAVINGS**  
for Straumann Customers  
*we dare to compare*

## All-in-1 Packaging

Includes implant, cover screw, healing collar & new fixture-mount that provides simply accurate impression taking as well as functions as a preparable final abutment  
– **\$225 SBM, \$250 HA surface**

**\$421 TRUE SAVINGS**  
for Zimmer Customers  
*we dare to compare*

## All-in-1 Packaging

Includes implant, cover screw, healing collar & new fixture-mount that provides simply accurate impression taking as well as functions as a preparable final abutment – **\$225 SBM**

**\$596 TRUE SAVINGS**  
for NobelBiocare Customers  
*we dare to compare*





the fastest growing major implant manufacturer

We're **Direct**. Direct to all dentists. Direct about how we do business so you can focus on treating patients.

Our implant expertise and state-of-the art manufacturing technology combine to create compatible solutions with enhanced features that are made to exacting tolerances. The efficiency of our processes means we can maintain consistent, fair prices free from negotiation.

We even went one step further by creating All-in-1 Packaging to help you curtail chairside surprises and track your true treatment costs.

And of course, our leading customer support is readily available online, on the phone or in your office to assist you in any way possible.

**Sound too good to be true? Well, the truth is in our vial.**

### Discover the World of Implant Direct

3<sup>rd</sup> INTERNATIONAL SYMPOSIUM  
"A NEW PATH IN IMPLANT DENTISTRY"



WORKSHOPS



SCIENTIFIC PROGRAMS



EVENTS



CASE & POSTER PRESENTATIONS

**MALLORCA, SPAIN**  
MEDITERRANEAN ISLAND ESCAPE

Find out how you can earn a trip!!

OCTOBER 23-25 2015

**VISIT US AT ICOI SUMMER SYMPOSIUM  
BOOTH #606**



[www.implantdirect.com](http://www.implantdirect.com) | 888-649-6425