

today



Scenes from Yankee Dental Congress

An ortho system for GPs, free care for children and more products than you can count.

»pages 4 & 5



A new way to provide dental injections

System promises to reduce patients' terror while increasing your efficiency.

»page 14



Say goodbye to safety concerns

Now you can get pediatric pulp therapy and some peace of mind at a price you can afford.

»page 18

All here under one roof

By Fred Michmershuizen, *today* Staff

■ With more than 450 companies exhibiting their products and services here at the 2016 Yankee Dental Congress, there is something for everyone. With so much to choose from on the show floor, there is no doubt that any dental professional can easily find something valuable that will be of great benefit back home.

Highlights are many on the exhibit hall floor.

One such find is the Anutra Local Anesthetic Delivery System, which is designed to “redefine” local anesthetic delivery. According to the company, Anutra radically enhances patient experience and comfort while transforming a practitioner’s efficiency and profitability. The key, according to the company, is the age-old science of buffering. Learn more at the Anutra booth (No. 2222). While there, ask about the

»see ROOF, page 3



Find everything you need in the exhibit hall at the 2016 Yankee Dental Congress. (Photos/Fred Michmershuizen, *today* Staff)



The Digital Imaging Pavilion, located on the exhibit hall floor in Classroom D, is one of many spots for learning here at the Yankee Dental Congress. (Photo/Fred Michmershuizen, *today* Staff)

A city of education

By Fred Michmershuizen, *today* Staff

■ When it comes to higher education, there is perhaps no greater city than Boston. According to Wikipedia, the metropolitan area has no less than 54 colleges and universities. With its hundreds of continuing education opportunities for dental professionals, the Yankee Dental Congress is carrying on this great city’s reputation as a center of learning.

Lectures and workshops are being offered here on every topic, and for every specialty. Courses are being

taught in the many lecture halls located throughout the conference center, plus in special classrooms right on the exhibit hall floor.

Some of today’s highlights include “The Anatomical Basis of Local Anesthesia Technique,” presented by Dr. Alan W. Budenz, at 1 p.m. in Room 157B and “The Art of Exquisite Anterior and Posterior Provisionals,” offered by Dr. Shannon L. Pace Brinker, at 2 p.m. in Room 157A.

Check your show guide or download the YDC 2016 app for many more learning opportunities.

Visit us
Booth #1229
INTRODUCTORY OFFER
BUY 3 GET 1!


No Spilling or Rusting
Every Practice Needs This!

BurButler™

Unique Silicone Block—Grips All Burs



- Ideal for all shanks including FG, CA, and short shank – mix and match burs
- Easy to insert and remove
- Long-lasting and durable, no moving parts or replacement plugs
- Fully autoclavable—Fast cooling
- High temperature resistant silicone base
- Simple one hand lid removal
- 10 hole blocks available in 5 colors



Visit www.shofu.com or call 800.827.4638

Shofu Dental Corporation • San Marcos, CA



today About the Publisher

Tribune America, LLC
116 W. 23rd St., Suite 500
New York, N.Y. 10011
Phone: (212) 244-7181
Fax: (212) 244-7185
E-mail: info@dental-tribune.com
www.dental-tribune.com

Publisher & Chairman
Torsten Oemus
t.oemus@dental-tribune.com

President/Chief Executive Officer
Eric Seid
e.seid@dental-tribune.com

Group Editor
Kristine Colker
k.colker@dental-tribune.com

Managing Editor
Fred Michmershuizen
f.michmershuizen@dental-tribune.com

Managing Editor
Sierra Rendon
s.rendon@dental-tribune.com

Managing Editor
Robert Selleck
r.selleck@dental-tribune.com

Product/Account Manager
Humberto Estrada
h.estrada@dental-tribune.com

Product/Account Manager
Maria Kaiser
m.kaiser@dental-tribune.com

Product/Account Manager
Will Kenyon
w.kenyon@dental-tribune.com

Business Development Manager
Travis Gittens
t.gittens@dental-tribune.com

Education Director
Christiane Ferret
c.ferret@dtstudyclub.com

Accounting Department
Nirmala Singh
n.singh@dental-tribune.com



Published by Tribune America
© 2016 Tribune America, LLC
All rights reserved.

today Yankee Dental Congress 2016 Show Dailies Vol. 7 appear during the Yankee Dental Congress in Boston, Massachusetts, Jan. 28–30, 2016.

Tribune America makes every effort to report clinical information and manufacturers' product news accurately, but cannot assume responsibility for the validity of product claims, or for typographical errors. The publishers also do not assume responsibility for product names or claims, or statements made by advertisers.


Opinions expressed by authors are their own and may not reflect those of Tribune America or Dental Tribune International.

ROOF *from page 1*

many key educational offerings being sponsored by Anutra this week right here at the meeting.

OCO Biomedical is celebrating its 40th anniversary with a theme of "Changing Implantology Today." The company recently launched its Biomedical Guided Surgery Kit and System, and you can learn more at the company's booth, No. 729. In addition, Dr. Charles Schlesinger, chief operating officer and director of clinical affairs at OCO, will present "Time to Change the Way You Provide Implant Treatment," on Saturday from 10 a.m. to noon in Classroom M on the exhibit hall floor. The session will include an interactive lecture and a live dentistry workshop.

TAUB Products, a company with a



• **It's this way to the exhibit hall, where more than 450 companies are showcasing supplies and equipment.**

long-standing reputation for providing quality dental materials, recently launched Ca-Lok Flowable Adhesive Calcium Base/Liner, and you can learn more about this new product at the company's booth, No. 2113.

According to the company, Ca-Lok is a light-cured, calcium-filled resin with adhesive properties to dentin and seamless compatibility to other restorative materials. Ca-Lok is radiopaque and releases fluoride. Ca-Lok is used as a protective liner and can be placed under restorative materials and cements for all deep cavity preparations. With its flowable viscosity and hydrophilic/hydrophobic properties, precise placement and control is achieved once Ca-Lok is light cured, according to the company. It creates adhesion that seals out micro-leakage and eliminates sensitivity.

These are just some of the many products available here at the Boston Convention and Exhibition Center. Be sure to look for what can benefit your practice in the show aisles. It's all here under one roof.

dti Dental Tribune International

Published by Tribune America
© 2016 Tribune America, LLC
All rights reserved.

today Yankee Dental Congress 2016 Show Dailies Vol. 7 appear during the Yankee Dental Congress in Boston, Massachusetts, Jan. 28–30, 2016.

Tribune America makes every effort to report clinical information and manufacturers' product news accurately, but cannot assume responsibility for the validity of product claims, or for typographical errors. The publishers also do not assume responsibility for product names or claims, or statements made by advertisers.

Opinions expressed by authors are their own and may not reflect those of Tribune America or Dental Tribune International.

AD

Scenes from Thursday




• Josh Gall, left, and Monica Silva of Glidewell Laboratories (booth No. 1600).



• David Cox, left, and Nanette Crebassa of Kettenbach (booth No. 420).



• From left: Deborah Placentra, Dr. Charles Schlesinger and Annamarie Candelaria of OCO Biomedical (booth No. 729).



• From left: Yvonne Korbel, Jody Carleton and Marty Lewis of DEXIS (booth No. 2200).



• Six Month Smiles' Short Term Ortho System is suitable for GPs, and no ortho experience is necessary. Learn more from company reps at booth No. 1138. In addition, the company is sponsoring a lecture about the system, 'Simple and Effective Tooth Movement,' presented by Dr. Brooks Haney, at 1 p.m. Saturday in Classroom E on the show floor.



• Ryan Vet of Anutra Medical (booth No. 2222).



• Robin Gathman of Planmeca USA (booth No. 1631).



• Dr. Thomas Hirsch, left, and Kay Perry Corbitt of Isolite Systems (booth No. 706).

Photos by Fred Michmershuizen,
today Staff



• Maureen Tobiassen, left, and Scott Green of Odin Visionary Technologies (booth No. 724).



• From left: Blake Hadley, left, and David Lopez of My Social Practice (booth No. 1621).



• William Levine, left, and Stacey Saathoff of Izun Oral Care (booth No. 2337).



• These dental professionals are on hand here at Yankee to provide free care to children as part of the TeamSmile volunteer program.



• Rich Zall, left, and Lenny Sulkis of Shofu Dental Corp. (booth No. 1229).



• Pete Johnson, left, and Scott Spencer of ProSites (booth No. 1131).



• From left: Chris Tran, Kiet Lieu and Matt Muramoto of DryShield (booth No. 831).



• Marisa Salas, left, and Marcus Raven of Baby Buddy (booth No. 1244).



• Jordan Taub, left, and Lawrence Taub of TAUB Products (booth No. 2113).



• Rob Depalma, left, and Michael McCoy of Komet (booth No. 1727).



• The Isolite mouthpieces are now available in six patient-friendly sizes. (Photos/Provided by Isolite Systems)

A dental isolation technique that is unlike anything else

By Isolite Systems Staff

■ Dental isolation is one of the most common and ongoing challenges in dentistry. The mouth is a difficult environment in which to work. It is wet and dark, the tongue is in the way, and there is the added humidity of breath, which all make dentistry more difficult.

Proper dental isolation and moisture control are two often overlooked factors that can affect the longevity of dental work – especially with today's advanced techniques and materials.

Leading dental isolation methods have long been the rubber dam – or manual suction and retraction with the aid of cotton rolls and dry angles. Both of these methods are time and labor intensive, and not particularly pleasant for the patient.

Enter Isolite Systems. Its dental isolation systems deliver an isolated, humidity- and moisture-free working field as dry as the rubber dam but with significant advantages, including better visibility, greater access, improved patient safety and a leap forward in comfort. Plus, it allows dentists to work in two quadrants at a time.

The key to the technology is the "Isolation Mouthpiece." Compatible with Isolite's full line of products, the mouthpiece is the heart of the system. It is specifically designed and engineered around the anatomy and morphology of the mouth to accommodate every patient, from children to the elderly.



• The Isovac and the Isodry.

Here at Yankee

Visit Isolite in booth No. 706 or online at www.isolitesystem.com.

The single-use Isolation Mouthpieces are now available in six sizes and position in seconds to provide complete, comfortable tongue and cheek retraction while also shielding the airway to prevent inadvertent foreign body aspiration.

Constructed out of a polymeric material that is softer than gingival tissue, the mouthpieces provide sig-

nificant safety advantages, and their ease-of-use can boost your practice's efficiency, results and patient satisfaction.

Isolite Systems provides three state-of-the-art product solutions for every practice, every operator: Isolite, illuminated dental isolation system; Isodry, a non-illuminated dental isolation; and the new Isovac, dental isolation adapter.

Using the Isolation Mouthpieces, all three dental isolation products isolate upper and lower quadrants simultaneously while providing continuous hands-free suction. This allows a positive experience where

the patient no longer has the sensation of drowning in saliva/water during a procedure, and the practitioner can precisely control the amount of suction/humidity in the patient's mouth.

Isolite Systems' dental isolation is recommended for the majority of dental procedures where oral control and dental isolation in the working field is desired. It has been favorably reviewed by leading independent evaluators and is recommended for procedures where good isolation is critical to quality dental outcomes.

Visit the Isolite booth, No. 706, here at the Yankee Dental Congress, or go online to www.isolitesystem.com.

Save Time and Money by the Bundle

NEW!!



BruxZir®
SOLID ZIRCONIA

\$425* Bundle includes

- ◆ Hahn™ Tapered Implant
- ◆ Hahn™ Tapered Implant Titanium Healing Abutment and Impression Coping or Scanning Abutment
- ◆ Choose from a BruxZir® Solid Zirconia Crown with Inclusive® Custom Implant Abutment or BruxZir Screw-Retained Implant Crown

Visit us at
booth
#1600



BruxZir Solid Zirconia, the world's most prescribed zirconia restoration, now comes as a complete tooth replacement solution. For about the same price as a crown and custom abutment, everything needed to replace a missing tooth is included. The bundle provides convenience and predictable treatment costs, and reduces the need to keep a supply of implants and prosthetic components on hand.

*Price does not include shipping or applicable taxes. Inclusive is a registered trademark of Glidewell Laboratories. Hahn Tapered Implant is a trademark of PrismaTik Dentalcraft, Inc. Price is valid only in the U.S.

For more information

888-786-2177

www.glidewelldental.com



Hahn implants and components are manufactured in our Irvine, California, facility.

GLIDEWELL DIRECT
CLINICAL AND LABORATORY PRODUCTS

3034532_1.0 ECO #3034511

Freehand vs. guided surgery: Clinical considerations and case examples

By Siamak Abai, DDS, MMedSc

■ When treatment planning dental implant therapy, one of the biggest questions practitioners face is whether to employ freehand or guided surgery. Exploring the advantages and disadvantages of each approach via case examples can help clinicians arrive at an informed decision.

Case example No. 1: Freehand implant placement

A 54-year-old female with an existing implant in the area of tooth #30 presented with pain in the area of the implant, stock abutment and crown. Intraoral and radiographic examination revealed a significant amount of crestal bone loss and soft-tissue inflammation surrounding the implant. This was likely the result of residual excess cement. To avoid such complications, custom implant abutments or screw-retained crowns are recommended.

A treatment plan was proposed in which the patient's existing implant would be removed, a bone augmentation procedure performed, and a new dental implant placed. Freehand surgical placement was selected for the case, as a flap would need to be reflected to visualize the implant site, and the planned implant position was a safe distance from any vital patient anatomy.

First, the implant crown was removed, revealing substantial inflammation in the peri-implant soft tissue. The implant was then removed. The socket left by the removed implant and the surrounding ridge were curetted and augmented with a xenograft material.

After four months of healing, a surgical flap was reflected and an osteotomy created. A 3.5-mm-diameter Hahn™ Tapered Implant (Glidewell Direct; Irvine, Calif.) was threaded into the implant site with relative ease, and a healing abutment was placed.

Four months later, a BruxZir® Solid Zirconia crown was designed based on the final VPS impression. The crown was delivered without complication, establishing a natural-looking emergence profile. Final radiography exhibited stable levels of crestal bone surrounding the implant (Figs. 1a, b). The final result provided the patient with an excellent long-term prognosis (Fig. 2).

Case example No. 2: Guided surgery

A 55-year-old male presented for treatment with a missing second molar. After thorough intraoral and extraoral evaluation, guided implant surgery was proposed to and accepted



• Figs. 1a, b: Side-by-side comparison of preoperative radiograph of compromised implant (top) and final radiograph with new Hahn Tapered Implant (bottom) illustrates complete osseointegration as well as regeneration of the crestal bone. (Photos/Provided by Glidewell Laboratories)



• Fig. 2: The patient was extremely pleased with the final restoration, the CAD/CAM design of which established ideal gingival margins.

Here at Yankee

To learn more about Hahn Tapered Implants and BruxZir Solid Zirconia crowns, stop by the Glidewell Laboratories booth, No. 1600.



• Figs. 3a, b: The patient's edentulous space in the area of tooth #30 (left) was restored with precision via guided surgery, which established the exact implant position needed for an esthetic final restoration (right).

by the patient, who wanted treatment to be as efficient and painless as possible. Because bone grafting was unnecessary and there was adequate keratinized tissue present, a flap would not need to be reflected, making the flapless approach facilitated by guided surgery ideal. Further, the added expense was not an obstacle for the patient.

A digital impression was taken using an intraoral scanner, which was

combined with CBCT scanning data to produce the digital treatment plan. A surgical guide was fabricated that would precisely control the location of osteotomy.

At the next appointment, a tissue punch was used to access the implant site. The osteotomy was created through the surgical guide. A 5.0-mm-diameter Hahn Tapered Implant was placed.

With favorable primary stability

established, a healing abutment was attached to the implant.

After three months, the patient returned for final impressions. Based on the final impression, the lab produced a screw-retained BruxZir crown. The final restoration was delivered without complication (Figs. 3a, b).

Final radiography displayed excellent crestal bone levels in the area of the Hahn Tapered Implant.

Perfectly fitting restorations with Planmeca FIT

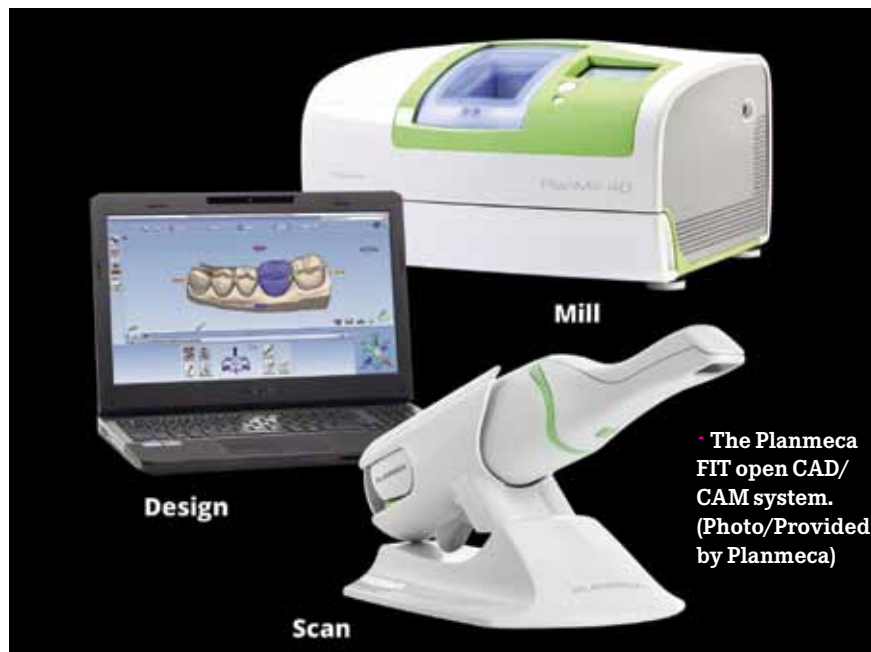
By Planmeca Staff

■ The open Planmeca FIT™ system for chairside CAD/CAM provides dental clinics with a completely digital workflow. It integrates intraoral scanning, 3-D designing and chairside milling into one system, allowing clinics to treat patients in a single appointment.

Planmeca FIT offers all the necessary tools for designing perfectly fitting restorations within the first patient visit.

The Planmeca FIT system is comprised of three integrated steps – precise intraoral scanning, sophisticated 3-D designing and efficient chairside milling, according to the company. The system combines all workflow phases under one software platform, enabling access to all imaging and CAD/CAM work through the same interface.

The Planmeca PlanScan® intraoral scanner can be integrated with any digital Planmeca dental unit. It can be used just like any other instrument and easily shared between different users. The scanner can be controlled from the dental unit foot control, leaving the user's hands free for scanning



and patient treatment at all times. Live scanning data can be constantly accessed from a dental unit's tablet device, while sound guidance further ensures optimal data capture.

The Planmeca PlanCAD® Easy design software is ideal for a wide range of prosthetics planning. It provides the perfect tools for sophisti-

cated 3-D designing at dental clinics, according to the company, ensuring the precise placement of restorations. Completed designs can either be sent to a lab in an open STL file format or manufactured on-site with the Planmeca PlanMill® 40 milling unit. Packed with refined power, the unit produces restorations from a large

Here at Yankee

To learn how the Planmeca FIT can help you, stop by the Planmeca booth, No. 1631.

selection of materials, exactly according to the design.

All steps of the Planmeca FIT workflow are easily controlled and accessed through the Planmeca Romexis® software platform. Planmeca Romexis is the brains behind the Planmeca ecosystem and assures that the Planmeca FIT system always runs seamlessly. In addition, the software provides remote real-time usage information on the Planmeca Plan-Mill 40 milling unit, allowing clinics to locate resources and monitor ongoing milling processes.

Planmeca FIT is a completely streamlined and integrated approach to high-quality dental care. According to the company, it helps clinics utilize their resources to the fullest and treat more patients in a shorter period of time. Instead of two appointments, patients can be treated in one visit – without requiring temporary crowns or physical dental models.

AD

Works Better. Lasts Longer. Costs Less.

DEFEND®

by Mydent International

Mydent International has grown into a global leader in the manufacturing of high quality infection control products, disposables, preventatives, impression material systems, rotary instruments, and restoratives. Mydent International manufactures more than 50 percent of consumables used in the dental operator.

YANKEE
DENTAL CONGRESS

COME SEE US
at the YANKEE Dental Congress - Booth #1029...

AND RECEIVE FREE SAMPLES
of quality DEFEND products...

TAKE A CHANCE TO WIN
SpaFinder gift certificates...

BUY 4 GET 1 FREE
on all products ordered at the show...

AND LEARN HOW TO
earn Restaurant.com egift cards...

Receive A FREE
10th Anniversary Mirrorlite
for all dentists who order over
\$250 worth of DEFEND products!

\$99.00 Value

Available through your local Dental Dealer.
Request FREE samples at www.defend.com/freesamples

Mydent
International

www.defend.com
email: sales@defend.com

Follow us on Facebook.com/MydentDefend
Follow us on Twitter.com/Mydent_Defend