

IMPLANT TRIBUNE

— The World's Dental Implant Newspaper • U.S. Edition —

DECEMBER 2013 — Vol. 8, No. 12

www.dental-tribune.com

Back to New Orleans



The Big Easy will once again host ICOI Winter Symposium

By R. Craig Johnson,
Executive Director, ICOI

Catering to membership requests, the ICOI will return to the Big Easy, New Orleans, for its Winter Symposium. The dates for this meeting are Jan. 16–18. The venue will be the Marriott on Canal Street.

ICOI co-chair Dr. Kenneth Judy is the scientific chair for this meeting, which has as its theme, “Fine Tuning Today’s Implantology.” Invited speakers include Drs. Charles Babbush, Richard Kraut, Jack Hahn, Carl Misch, Rick Ferguson, Jin Kim, Pablo Galindo, Michael Sonick, Georgios Romanos, Alvaro Ordonez, Aldo Vicari, Keith Progebin, Guido Sarnachiaro, Gerard Scortecci, Avi Schetritt, John Olsen, Scott Ganz, Ady Palti, Konstantinos Vala-

New Orleans will be the site of the International Congress of Oral Implantologists’ Winter Symposium, which will take place Jan. 16–18.

- See ICOI, page B2

Brazilian, Russian, Indian and Chinese implant markets to see rapid expansion

By Dental Tribune International

According to a new report, the Brazilian, Russian, Indian and Chinese (BRIC) markets will be the fastest-growing dental implant markets worldwide in the next few years.

It is believed that they will reach \$1.3 billion in 2021 owing to the rising number of dentists learning to perform implant procedures and the increased importance of local low-cost competitors for the international dental industry.

According to the Millennium Research Group (MRG), a Canadian provider of strategic information to the health care sector, Brazil currently represents the largest of the BRIC markets and will continue to generate the highest proportion of revenues, accounting for more than 50 percent of all dental implant revenues. Dental implants have been available in

the country for a long time and many Brazilians seek this treatment owing to a high level of esthetic consciousness in the society.

With regard to market expansion, however, MRG predicts that the less mature Russian, Indian and Chinese markets will have greater growth, with the dental implant market in China experiencing the strongest development.

“Price competition will be less prevalent in China than in Russia, India or Brazil,” said MRG analyst Jeremy Seath. “Chinese dentists place greater emphasis on brand names and premium products because it improves the appearance of their practices to patients. The majority of patients undergoing dental implant treatment in China continue to be part of a wealthy social class and they are more likely to request higher-priced brands. As a result of this trend, the aggregate selling price in China was more than double that of the other BRIC countries in 2012.”



A large number of companies in Brazil that offer dental implants at a very low price point are driving down aggregate selling prices.

Photo/www.sxc.hu

MRG also stated that low-cost products will gain more importance as price competition intensifies worldwide.

Although the increasing availability of low-cost products will make dental implant procedures more accessible to patients, this trend will ultimately impede revenue, MRG suggested.

Therefore, international competitors, particularly in Brazil, will be looking

to meet growing demand for implants by acquiring local low-cost companies to offer low-cost products alongside their premium devices. In 2012, for instance, Straumann acquire a 49 percent stake in Neodent, a leading dental implant company in Brazil.

The report, titled “BRIC Markets for Dental Implants 2013,” can be accessed on MRG’s website.

← ICOI, Page B1

vanis, Randy Resnik and Rob White.

Young implantologists attending this symposium will be treated to some “veterans” to the science of oral implantology.

The first speaker of the program, Dr. Jack Hahn, will deliver a self-effacing lecture on 43 years of surgical and prosthetic implant failures, while ICOI’s President Elect, Dr. Gerard Scortecchi, will enlighten the audience with his lecture on 40 years of clinical experience and fundamental research.

Other topics to be covered in this conference are occlusion and intelligent implant loading, post-sinus graft complications, GBR, CBCT and extraoral scanning, bone-grafting, maxillary all-on-four discussion, marginal migration concept and more.

On Jan. 16, preceding the start of the



general session, several p r e - s y m p o s i u m

sponsored workshops will take place. Companies hosting these four-hour courses include MIS, Zest Anchors, Intra-Lock, BioHorizons, DENTSPLY Implants, Salvin Dental Specialties and the Misch International Implant Institute. For complete information on these courses, visit the ICOI web site at www.icoi.neworleans2014.org

Concurrent with the doctors’ program will be a 2½ day-program for auxiliary team members that will focus on enhancing and understanding patient assessment, treatment planning and clinical procedures.

In addition to the 1½-day general session for the auxiliaries, four all-day cer-

tification courses and workshops will be held for hygienists, dental assistants, practice management and implant coordinator staff members. Doctors should encourage their staff members to attend the symposium as a means of enhancing individual practices.

The ICOI also encourages those who wish to participate in the educational experience by giving a table clinic or poster presentation to submit a request to the chair for the table clinic/poster presentations, Dr. Avi Schetritt at dravi@perio.org.

The French Quarter, the Garden District and all that New Orleans entails await our delegates to this always exciting venue.

For more information on this upcoming conference, we invite you to visit our web site, www.icoi.neworleans2014.org, and “Laissez les bon temps rouler!” (Let the good times roll.)

AD



New Orleans

ICOI Winter Implant Symposium

January 16-18, 2014 ~ Marriott Hotel on Canal Street







For more information contact the ICOI Central Office at (973) 783-6300 or visit our website at www.icoi.org

Train your team with a 2½ day Auxiliary program including certification programs.

ADA CERP Continuing Education Recognition Program
ICOI is an ADA CERP Recognized Provider. ADA CERP is a service of the American Dental Association to assist dental professionals in identifying quality providers of continuing dental education. ADA CERP does not approve or endorse individual courses or instructors, nor does it imply acceptance of credit hours by boards of dentistry. Concerns or complaints about CE provider may be directed to the provider or to ADA CERP at www.ada.org/ceap.



Academy of General Dentistry
PACE
Program Approved by the American Dental Association

ICOI is designated as an Approved PACE Program Provider by the Academy of General Dentistry. The formal continuing education programs of this program provider are accepted by AGD for Fellowship, Membership and membership maintenance credit. Approval does not imply acceptance by a state or provincial board of dentistry or AGD endorsement. The current term of approval extends from April 1, 2010 to March 31, 2014. Provider ID# 217376.

IMPLANT TRIBUNE

PUBLISHER & CHAIRMAN

Torsten Oemus t.oemus@dental-tribune.com

PRESIDENT/CHIEF EXECUTIVE OFFICER

Eric Seid e.seid@dental-tribune.com

GROUP EDITOR

Kristine Colker k.colker@dental-tribune.com

MANAGING EDITOR IMPLANT TRIBUNE

Sierra Rendon s.rendon@dental-tribune.com

MANAGING EDITOR

Fred Michmershuizen
f.michmershuizen@dental-tribune.com

MANAGING EDITOR

Robert Selleck, r.selleck@dental-tribune.com

PRODUCT/ACCOUNT MANAGER

Humberto Estrada h.estrada@dental-tribune.com

PRODUCT/ACCOUNT MANAGER

Jan Agostaro j.agostaro@dental-tribune.com

PRODUCT/ACCOUNT MANAGER

Will Kenyon w.kenyon@dental-tribune.com

MARKETING DIRECTOR

Anna Wlodarczyk-Kataoka
a.wlodarczyk@dental-tribune.com

EDUCATION DIRECTOR

Christiane Ferret c.ferret@dtstudyclub.com

Tribune America, LLC
116 West 23rd Street, Suite 500
New York, NY 10011
Phone (212) 244-7181
Fax (212) 244-7185

Published by Tribune America
© 2013 Tribune America, LLC
All rights reserved.

Tribune America strives to maintain the utmost accuracy in its news and clinical reports. If you find a factual error or content that requires clarification, please contact Managing Editor Sierra Rendon at s.rendon@dental-tribune.com.

Tribune America cannot assume responsibility for the validity of product claims or for typographical errors. The publisher also does not assume responsibility for product names or statements made by advertisers. Opinions expressed by authors are their own and may not reflect those of Tribune America.

EDITORIAL BOARD

Dr. Pankaj Singh
Dr. Bernard Touati
Dr. Jack T. Krauser
Dr. Andre Saadoun
Dr. Gary Henkel
Dr. Doug Deporter
Dr. Michael Norton
Dr. Ken Serota
Dr. Axel Zoellner
Dr. Glen Liddelow
Dr. Marius Steigmann

Corrections

Implant Tribune strives to maintain the utmost accuracy in its news and clinical reports. If you find a factual error or content that requires clarification, please report the details to Managing Editor Sierra Rendon at s.rendon@dental-tribune.com.

Tell us what you think!

Do you have general comments or critique you would like to share? Is there a particular topic you would like to see featured in Implant Tribune? Let us know by e-mailing feedback@dentaltribune.com. We look forward to hearing from you! If you would like to make any change to your subscription (name, address or to opt out) please send us an e-mail at database@dental-tribune.com and be sure to include which publication you are referring to. Also, please note that subscription changes can take up to six weeks to process.

**HANDS-ON
WORKSHOP**
Thursday, 01/16
8am-12pm
Balcony J



**Prosthetic Driven Planning:
Computer Guided Implantology in Your Practice**
Andrew Spector, DMD, FAGD, FICOI
This MGUIDE course will introduce the basics of
guided surgical planning and recent innovations in
surgical kit and stent design.

**ICOI 2014
PLATINUM
SPONSOR**

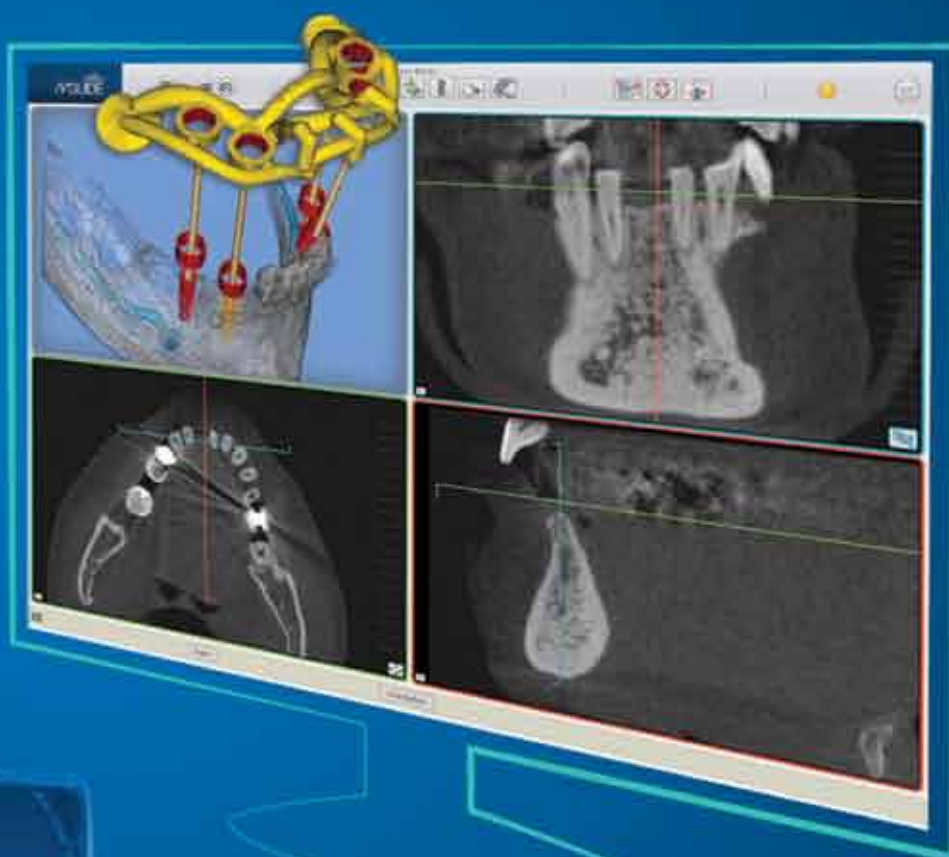
VISIT BOOTH #301 TO TAKE ADVANTAGE OF OUR ICOI WINTER SYMPOSIUM SPECIAL!

NEW!

**MIS[®]
MGUIDE**

GUIDED IMPLANTOLOGY SYSTEM

- State-of-the-art 3D implant planning software
- Surgical template with a unique open design
- Keyless guided surgical kit and placement tools



A COMPLETE, YET SIMPLE, SOLUTION

MCENTER USA is proud to announce MGUIDE, our virtual implant planning and guided implantology system designed to enhance simplicity, accuracy and safety, for a worry-free guided surgical procedure. This efficient system combines modern 3D implant planning with an innovative surgical template, as well as a unique keyless guided surgery kit. The result is a simple guided implantology procedure that benefits the clinician and the patient. To learn more, visit our website: www.mcenterusa.com or call us: **866-797-1333 (toll-free)**

MCENTERUSA

Meisinger's High Altitude Bone Management Winter Camp features world-renowned speakers

From Feb. 5-8, the High Altitude Bone Management Winter Camp by Meisinger will take place for the fourth consecutive year. World-renowned speakers will present numerous lectures and hands-on workshops on current topics and trends in implantology.

The Westin Riverfront Resort & Spa and the winter landscape of Beaver Creek, Colo., will make the Winter Camp an unforgettable event for attendees, organizers say.

During the event's numerous lectures and workshops, participants will gain an understanding of all challenges of modern implantology and Meisinger Bone Management. The topics will range from "Maxillary Arch Reconstruction: Single Tooth to Full Arch" to "Sinus Elevation with the Crestal Approach."

The lectures will be presented by renowned speakers including Dr. Michael Pikos, Dr. Bach Le, Dr. Sascha Jovanovic and many others. The speakers will demonstrate practical solutions for complicated situations. Additionally, there will be the opportunity for direct talks with speakers and colleagues.

For more information and registration, visit meisingerusa.com.

About Meisinger USA

Meisinger USA represents Hager & Meisinger GmbH, one of the world's leading developers and manufacturers of rotating high-tech instruments in the field of dental and medical technology. The range of diamonds, carbides, drills, abrasives, polishers and special procedural sets for general dentistry, endodontia, orthodontia, oral surgery and oral implantology, comprises around 12,000 products.

About Meisinger Bone Management

Hager & Meisinger have developed the Meisinger Bone Management product line in cooperation with leading academics and practitioners. The objective was to enable a significantly larger group of users to be able to supply implants safely. As a complete system solution, Meisinger Bone Management allows controlled optimization of the bone implant site coupled with keyhole surgery and simplification of implantation even with complex indications — no matter which implant system is chosen. Meisinger Bone Management provides the necessary instruments including accessories for all the tasks required for implant preparation.



The High Altitude Bone Management Winter Camp by Meisinger will feature lectures by world-renowned speakers and six optional hands-on workshops.

Photos/Provided by Meisinger



The Winter Camp takes place in the Westin Riverfront Resort & Spa at Beaver Creek, Colo.

AD

INCORPORATE
IMPLANT
DENTISTRY
SUCCESSFULLY
INTO YOUR
PRACTICE
TODAY!



Call Mark Stueck, CDT at
Drake Laboratory for your
implant case consultation needs

1.800.476.2771 | www.drakelab.com



DRAKE
LABORATORIES



THE PREFERRED LAB
PARTNERED WITH

EngelInstitute

DENTAL IMPLANT TRAINING

Register for LIVE
surgery courses!

February 6 - 8 in Charlotte, NC
March 20 - 22 in Birmingham, AL
April 3 - 5 in Detroit, MI

Visit them online for more course locations and details

1.877.339.4537 | www.engelinstitute.com

NEW NEW NEW NEW NEW NEW NEW

OSADA Enac Model : OE-F15

Long awaited Bone Cutting Specialist with Extended Boosting Power



OSADA Enac
Model: OE-F15
Piezoelectric
Ultrasonic System

SE15 Handpiece
With ST 106
Serrated
Cutting Tip

Serrated cutting tips



Scrapers & Separators




Diamond ball tips



Piezo powered ultrasonic scalpels

Sword tips



OSADA

WWW.OSADAUSA.COM

(800) 426-7232

(310) 841-2220

Come visit our booth and see the whole selection of our innovative products
ICOI Winter Implant Symposium Booth 416 - Jan. 16-18

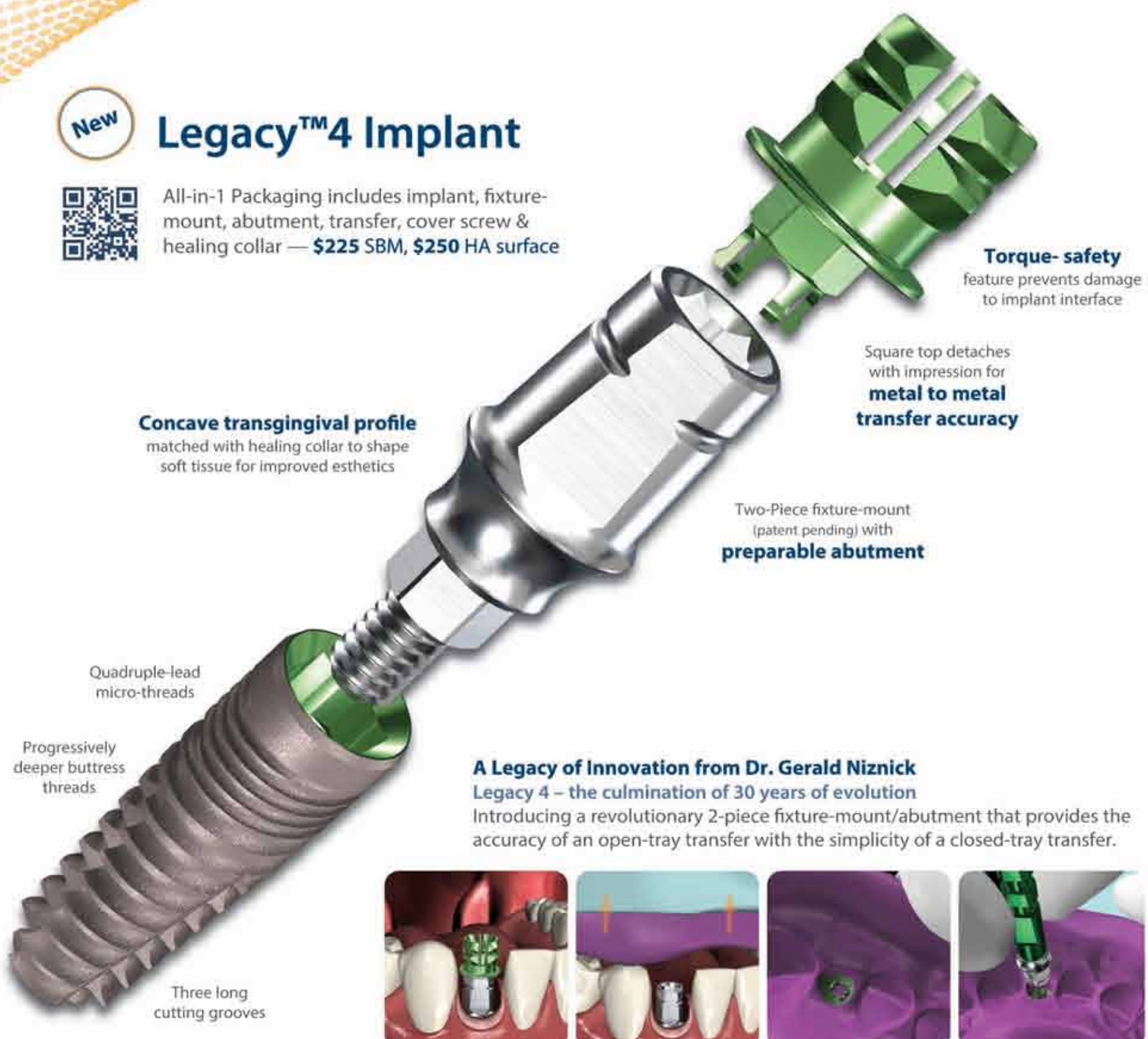
A Legacy of Innovation

New

Legacy™4 Implant



All-in-1 Packaging includes implant, fixture-mount, abutment, transfer, cover screw & healing collar — **\$225 SBM, \$250 HA surface**



Concave transgingival profile
matched with healing collar to shape soft tissue for improved esthetics

Torque- safety
feature prevents damage to implant interface

Square top detaches with impression for **metal to metal transfer accuracy**

Two-Piece fixture-mount (patent pending) with **preparable abutment**

Quadruple-lead micro-threads

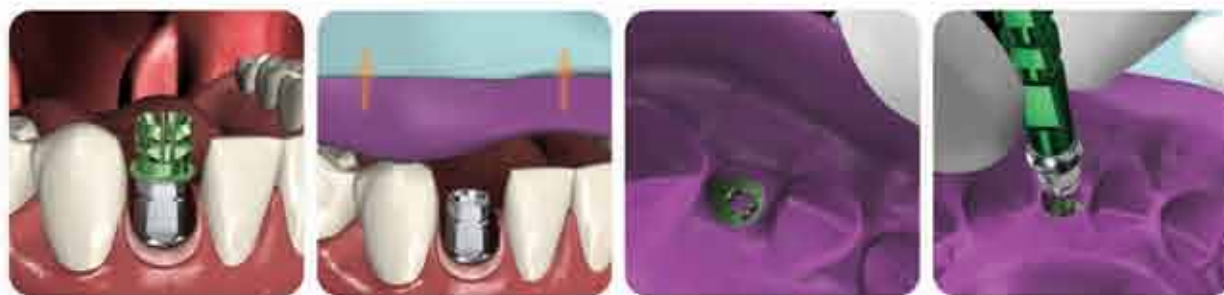
A Legacy of Innovation from Dr. Gerald Niznick

Legacy 4 – the culmination of 30 years of evolution

Introducing a revolutionary 2-piece fixture-mount/abutment that provides the accuracy of an open-tray transfer with the simplicity of a closed-tray transfer.

Progressively deeper buttress threads

Three long cutting grooves



Square top detaches with the impression, providing a snap attachment for abutment/analog.

The abutment portion of the fixture-mount snaps onto the transferred top for the accuracy of a metal-to-metal connection

	Laboratory Abutment	Straight Snap-On	Straight Contoured	15° Angled Contoured	Gold/Plastic	Zirconia/Ti Abutment	Plastic Temporary Abutment	Ball Attachment	GPS™ Attachment	Angled GPS™ Attachment	Multiple-Unit w/Cap & Transfer Straight	Multiple-Unit w/Cap & Transfer Angled
Our price:	\$85	\$100	\$100	\$100	\$120	\$120	\$40	\$112	\$100	\$120	\$100	\$120
Zimmer Dental®	\$162	\$220	\$175	\$190	\$216	\$260	\$67	\$179	\$166	N/A	\$217	\$297

Unless noted, price comparisons based upon US list prices as of January 2013. All trademarks are property of their respective companies.

*Terms and conditions apply.

US list price for Integra CP Implant, abutment and transfer as of August 2013.

US list price for SLActive Tapered Effect implant, closure screw, healing abutment and transfer as of August 2013.

Legacy™ 6mmL Implants

Short in Length, Long on Stability



Reality Check
Bicon® Customers
 Save up to \$317 with Legacy3
 \$200 vs. up to \$517² from Bicon®

Reality Check
Straumann® Customers
 Save \$526 with Legacy3
 \$200 vs. \$726³ from Straumann®

Legacy™ 6mmL Advantages:

Industry-Compatible Internal Hex Connection (Niznick US, Pat. #4,960,381)
 Provides a secure, anti-rotation implant-abutment junction

More Choices

Six widths (3.7, 4.2, 4.7, 5.2, 5.7 or 7.0mm)
 Two surface options (SBM or HA)

Tapered Body with Double-Lead, Self-Tapping Threads
 Speeds insertion while enhancing initial stability

Quadruple-Lead Micro-threads (Niznick US, Pat. #7,677,891)
 Reduces crestal bone loss

Greater Surface Area

Increases stability and load-bearing capacity

All-in-1 Packaging

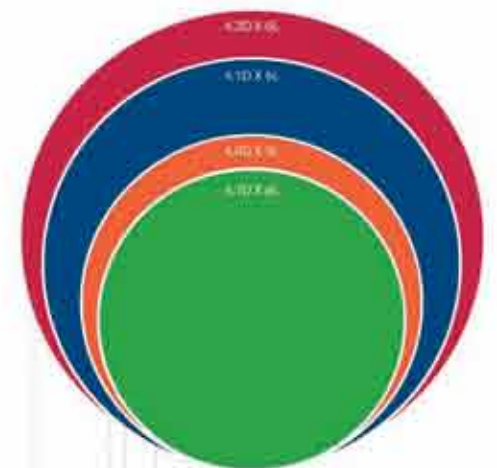
Three Packaging Options - each with Cover Screw and 2mm Healing Collar

Legacy2: \$175 Fixture-mount is transfer and can be sectioned for use as temporary abutment

Legacy3: \$200 Fixture-mount is transfer and can be sectioned for use as final preparable abutment

Legacy4: \$225 2-Piece Fixture-mount is super-accurate transfer and final preparable abutment

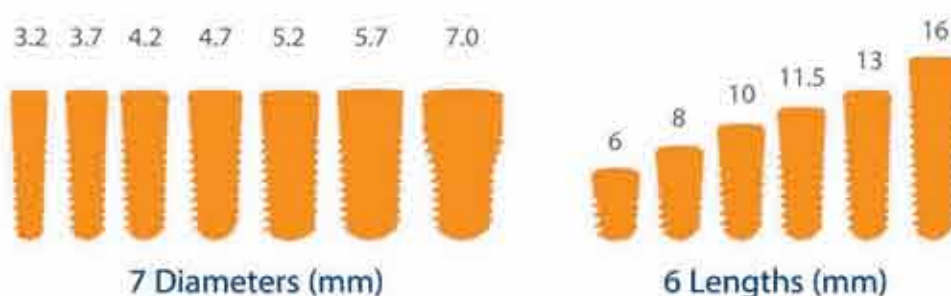
Designed for greater surface area



Surface Area (mm²)

Legacy
103.4mm²
SwishPlant™
93.1mm²
Bicon®
76.4mm²
Straumann®
68.6mm²

Joining the Legacy Family for the Widest Range of Dimensional Options





Mark Stueck, CDT, is the implant specialist at Drake Dental Laboratory. Stueck has been with the company since 1989.

Photo/Provided by Drake Dental Laboratories

Learn about all the benefits of Drake Labs

The evolution of CAD/CAM technology now provides an opportunity for Drake Dental Laboratory to create implant abutments with clinically proven zirconia, goldhue and titanium materials in single- or multiple-unit applications.

Drake Labs can produce well-designed abutments that provide ideal soft-tissue management by creating the proper emergence from the implant interface to the desired gingival margin.

This revolutionary technology provides the most predictable and cost-effective foundation for the resulting full-coverage definitive restoration, according to the company.

Drake's implant specialist, Mark Stueck, CDT, has been with Drake Dental Laboratory since 1989. He is a member of the American Academy of Implant Dentistry, Charlotte Implant Study Club and Charlotte Chapter of the Seattle Study Club, NBC and NADL.

Drake Dental Laboratory offers:

- patient-specific design,
- titanium, goldhue and zirconia materials choice,
- ideal emergence profiles,
- accurate and precise margins,
- cost effectiveness and cost predictability,
- and compatibility with most implant systems.

Henry Schein to invest in BioHorizons

Henry Schein, provider of health care products and services to office-based dental and medical practitioners, has announced plans to invest in dental implant manufacturer BioHorizons. With the strategic acquisition, which follows an investment in European company CAMLOG Biotechnologies, the company aims at expanding its position in the dental specialty market.

Henry Schein reached an agreement to acquire a 60 percent interest in BioHorizons, a U.S.-based manufacturer of advanced dental implants sold internationally. Under the agreement, BioHorizons, with revenue of approximately \$115 million, will continue to operate as an independent company. The financial terms of the proposed transaction were not disclosed. Henry Schein expects to complete the transaction by the end of the year.

AD

Academy of Osseointegration

SAVE THE DATE! • 29TH ANNUAL MEETING

REAL PROBLEMS
REAL SOLUTIONS

MARCH 6-8, 2014
SEATTLE
WASHINGTON STATE CONVENTION CENTER

ADA CERP[®] Continuing Education Recognition Program

osseo.org

NEW
from PreXion

Eclipse

PreXion3D

ENHANCED GENERAL VERSATILITY AND SUPERB IMAGE QUALITY

PreXion introduces the PreXion3D Eclipse CBCT

The PreXion3D Eclipse CBCT – a true 2-in-1 or 3-in-1 multi-modality solution – is designed for dental professionals who require a dedicated 2D panoramic, a wider field-of-view and/or a cephalometric mode to perform implant procedures, oral-maxillofacial surgery, orthodontics, periodontics, and general dentistry.

The **Eclipse** features four 3D scan modes: High Definition, Ultra High Definition, Wide Mode, and a lower dose Light mode.

Combined with PreXion3D Viewer software, implant planning tools, and a blazing fast Thin Client Data Server environment, the Eclipse provides dental professionals with the most accurate assessment of the bone and surrounding anatomy.



HIGH DEFINITION MODE

FOV 81 mm x 75 mm
Scan Time 8.7 sec



ULTRA HIGH DEFINITION MODE

FOV 81 mm x 75 mm
Scan Time 17.4 sec



WIDE MODE

FOV 113 mm x 72 mm
Scan Time 9.1 sec x 2 times



LIGHT MODE

FOV 81 mm x 75 mm
Scan Time 8.7 sec

For a demonstration, please call 1-855-PREXION or
visit us at <http://www.prexion.com/dental/eclipse.html>

PreXion