


implants

international magazine of oral implantology

3 2016



research

The effects of professional education on oral-health awareness

industry

Augmentation and implant treatment

interview

“Help clinicians to make an excellent treatment even better”





More than a
fixed rehabilitation.
A reason to smile.



With Straumann® Pro Arch patients are sure to receive a high-end solution that will instantly bring a new quality of life. And a perfect smile:

- Reduced complexity by addressing the individual anatomical situation and leveraging the unique Roxolid® material
- Predictability even in challenging cases thanks to the SLActive® surface
- Time-saving treatment with the option for immediate temporization
- Increased efficiency with new prosthetic portfolio

In combination with:



Implantology— globally recognized



Dr Rolf Vollmer

Dear Readers,

Germany, Spain, Poland, Italy, USA, Mexico, France, Morocco, and many more—The first months of summer were clearly dedicated to the international exchange of good practices as well as numerous advancements in the field of implantology. A great number of globally operating implantology companies held symposiums and workshops for thousands of implantologists. Equally, the DGZI also travelled over the past few weeks in order to carry out quality assurance in various international DGZI study groups, perform exams, support partner events and extend networks (see reports on pages 36 & 37 and in our next edition of implants magazine).

Once again, this activity has shown that dental implantology constitutes an internationally recognized therapy option, whose quality assurance must be guaranteed by constant training and further education. On the one hand, the industry itself ensures a high level of training standards within its sector; on the other hand, societies of dental implantology such as our association are more than ever before called upon to offer independent, innovative, and validated curricula and advanced training sessions. Because as we all know: Not only products and services of manufactures are subject to change, the dental profession itself is undergoing a period of demographic transition which requires new and flexible training offers.

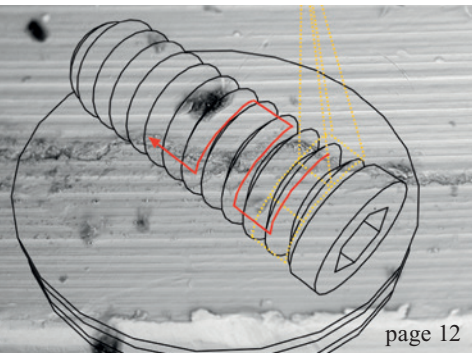
As Europe's oldest specialist association of dental implantology, DGZI has always considered itself as truly international in its scope and orientation. Hosting the 46th International Annual Congress (30 September–1 October, Munich) and providing freely combinable education modules and e-learning items, it offers a wide range of suitable education options and audit tools. In addition, we have two renowned and widely circulated titles at hand—the *Implantologie Journal* as well as **implants international magazine of oral implantology**—which due to their market penetration and high quality demands, set standards in the distribution of practical and relevant knowledge in the field of implantology.

As always, I wish you an enjoyable and informative read with the present edition of **implants international magazine of oral implantology**.

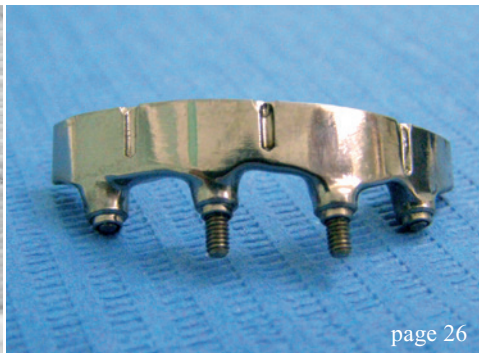
Warm regards,

Dr Rolf Vollmer

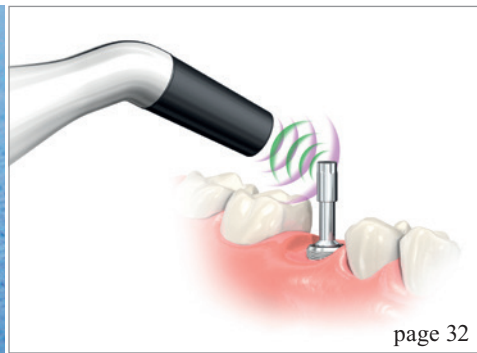
First Vice President and Treasurer of the German Association of Dental Implantology



page 12



page 26



page 32

| editorial

- 03 Implantology—**globally recognized**
Dr Rolf Vollmer

| research

- 06 The effects of professional **education** on oral-health **awareness**
Dr Souheil Hussaini, Dr Elham Yagoobi, Dr Maryam Khalili & Prof. Dr Saul Weiner
- 12 **Quality** assessment of dental **implants** by SEM and EDX **analysis**
Dr Dirk U. Duddeck & Dr Franz-Joseph Faber

| industry

- 20 An **indirect** method for **provisionalisation**
Dr Robert A. Levine & Dr Harry Randel
- 26 **Augmentation** and **implant** treatment
Dr Marko Nikolic
- 31 Introducing **Nouvag AG**

| interview

- 32 “**Help** clinicians to make an **excellent** treatment even better”

| events

- 36 **UNAM** Congress 2016 in **Mexico** City
Dr Rolf Vollmer
- 37 **Cooperation** with **partner** university
Universiapolis in **Agadir**
Dr Rolf Vollmer
- 38 Nobel Biocare **Global Symposium** 2016
Nobel Biocare
- 40 **6th International** CAMLOG Congress in **Krakow**
CAMLOG
- 42 **MIS Global** Conference in Barcelona
Dental Tribune International
- 44 **1st European** Forum on **Ultra-Short** Implants
Georg Isbaner

| news

- 34 **manufacturer news**
- 46 **news**

| about the publisher

- 50 **imprint**



Cover image courtesy of NucleOSS Europe GmbH
www.nucleoss.com
Original Background: © Michal Steflovic/Shutterstock.com

Implant planning made easy

Planmeca PlanScan®

Planmeca ProMax® 3D

3_{3D}X

Planmeca Romexis® software offers a completely integrated and digital workflow for modern implantology. From intraoral scanning to easy prosthetic design and realistic implant libraries, the most sophisticated implant planning tools are just a few clicks away.

- All the scanned and design data for prosthetic works is immediately available and can be mapped with the patient's CBCT data
- Use crown library or patient-specific crown from CAD system
- Verify the implant plan with verification tool
- Order surgical guide directly from the software
- Share data easily with partners through **Planmeca Romexis® Cloud** image transfer service



Find more info and your local dealer
www.planmeca.com

PLANMECA



Planmeca Oy Asentajankatu 6, 00880 Helsinki, Finland. Tel. +358 20 7795 500, fax +358 20 7795 555, sales@planmeca.com

The effects of professional education on oral-health awareness

A survey among UAE prisoners on implant treatment

Authors: Dr Souheil Hussaini, Dr Elham Yagoobi, Dr Maryam Khalili & Prof. Dr Saul Weiner, USA/UAE

Introduction

There is an increasing awareness of the importance of oral and dental health. Its value is being increasingly accepted not only with regard to preventing or alleviating pain, but also with regard to nutrition and local and systemic diseases. In addition, an aesthetic appearance and a healthy smile are given special attention today. As a consequence, the options for tooth replacement have become of importance to the population.¹

With the development of technological improvements in implant dentistry, the options for treatment have been expanded considerably. The long-term predictability of dental implants, as they are not vul-

nerable to dental caries, appears to have improved, especially in relation to that of the natural dentition. Thus, fixed prostheses supported by implants may have an excellent prognosis. In addition, implants provide further stability for removable prostheses.

It is important, however, that the public receive appropriate information regarding the advantages of the available options for tooth replacement. Today, the internet is an important form of education, which much of the lay public utilises for information and communication.³ It offers opportunities to learn about prosthetic options, including implants. However, this medium is more likely to be used by individuals in middle to higher socioeconomic strata.⁴ The public sector with lesser economic re-



sources, who often are in greater need for prosthetic treatment, are less likely to avail themselves of these services because of a lack of education and limited finances.⁵

Other means of education may be employed. One possibility is education by dental professionals. Often, introductory explanations by dental health care professionals can allow the patients to seek further knowledge either from friends or via the internet. This approach will be most successful if the initial presentation or contact with the dental health care professional significantly increases the understanding and awareness of the patient.⁴

This study examined the usefulness of a presentation by a prosthodontist/implantologist and a general dentist team to a prison population to increase their awareness and motivation in seeking further dental care for missing teeth.

Methods

A cohort of 500 male prisoners of the Sharjah Central Prison (United Arab Emirates) was randomly selected to participate in the study. The cohort was not

**Appendix:
Questionnaire**

Name: _____ Age: 20–39 40–59 +
 Gender: Male Female
 1. Do you have any missing teeth? Yes No
 2. If yes, are you interested to replace the missing teeth? Yes No
 3. If yes, which treatment option do you prefer?
 Bridge
 Removable
 Implant
 4. If implant, are you aware of implant therapy? Yes No
 5. If yes, what is the most probable obstacle?
 Very costly
 Fear of Surgical procedure
 Not clear about the procedure

segregated by age, educational background, or reason for incarceration. All subjects agreed to participate in the study. The population was administered a questionnaire designed to identify:

1. The patient's interest in tooth replacement for missing teeth.
2. The patient's preferred treatment modalities.
3. The patient's perceived obstacles to the preferred treatment.

AD



We talk Implantology

- **Easy** | Simple device setup
- **Strong** | Powerful and smooth motor
- **Reliable** | High quality finish



Your success is our pleasure



Scan me to be linked to the NOUVAG contact form ►

NOUVAG AG · Switzerland
 info@nouvag.com · www.nouvag.com

		Before	After	Significance level
Interested in replacing missing teeth	Yes	87.2 %	97.6 %	0.000 sig
	No	12.8 %	2.4 %	

Tab. 1: Percentage of interest in replacing missing teeth before and after informative lectures.

		Before	After	Significance level
Preferable treatment option	Bridge	30 %	21.2 %	0.000 sig
	Removable P.D.	17.2 %	0.0 %	
	Implant	52.8 %	78.8 %	

Tab. 2: Percentage of each treatment option selected.

		Before	After	Significance level
Awareness of implant therapy	Yes	57.6 %	95.2 %	0.000 sig
	No	42.4 %	4.8 %	

Tab. 3: Percentage of public awareness about implants.

		Before	After	Significance level
Most probable obstacle	cost	52.4 %	54 %	0.077 N.S.
	fear	9.6 %	9.6 %	
	unclear	34 %	10.8 %	
	cost and fear	4 %	25.6 %	

Tab. 4: Percentage of obstacle effecting implant selection.

This questionnaire (Table 1), which was available in five languages, was administered both before and after one hour of standardised presentations by a dentist in the language that the prison cohort understood. The subjects of the presentation included general principles of oral health, the value of tooth replacement, the options for tooth replacements and the advantages of each restorative option. The questionnaires were scored and a cross tabulation test performed for the group using SPSS.⁶

Result

The interest of the cohort in replacement of missing teeth was significantly increased after attending the

educational lecture (Table 2, $p < 0.001$). The preferred method of replacement was influenced by the presentation. Before the lecture, 30% of the patients chose a bridge, 17.2% a removable partial denture and 52.8% an implant. After the lecture, there was a significant change in the preferences of the subjects (Table 2). Only 21.2% of patients chose the bridge option while the rest, 78.8%, chose an implant as their preferable replacement option ($p < 0.001$). Before the lecture, 57.6% of the patients had received information about implant therapy. This significantly increased to 95.2% after the lecture (Table 3, $p < 0.001$). However, both before and after the lecture, the cost was the main reason for patients not selecting implants (Table 4). Before the lecture, 34% of the patients chose insufficient information about implant procedure as an obstacle to treatment. After the lecture, this number decreased to 10.8%.

Discussion

The opportunity to obtain further information and become aware of new options and opportunities for health improvement frequently has a significant impact both on attitudes and dental healthcare decisions. In general, the internet is utilised by individuals of higher economic class who frequently are better educated. Individuals who are economically or educationally disadvantaged are less likely to apply these opportunities to gain information for dental healthcare decision-making^{7,8} and thus other means of information surfing are needed. This study, utilising a prison population, demonstrated the effectiveness of a presentation by a dental professional. The presentation to the population changed the perception of the group and motivated a significant number of the subjects to consider implant treatment as an option to improve their oral health and their appearance. In a similar study, Alani et al. showed that discussion as well as the opportunity to review options and reflect upon the discussion resulted in a number of subjects reconsidering their original treatment decisions.⁹ The utilisation of advanced technologies in health care in countries with large uneducated populations, is challenging. In studies by Chowdhary¹⁰, Al-Omiri¹¹ and Shigli¹², lack of knowledge and the perception that implants were extremely costly was common and prevented third-world populations from considering dental implants as a treatment option. However, even in more affluent countries, e.g. Swedish, Japanese, and American people, reported that dental implants were too costly.¹³ However, a relationship of trust between patient and dentist can improve the receptivity of patients to implant treatment.¹⁴

These results are similar to those of Alani et al. who reported that reflection and discussion can make in-

in a place that has no borders,
creativity goes unbound...



VCONCEPT[®] By mis[®]
SET THE VOLUME

Albert Einstein once said "look deep into nature and then you will understand everything better". We are proud to introduce you to our VCONCEPT, based on natural design. Ingenuity that leaves more bone volume, more soft tissue volume, more room for nature. Because in a place that has no borders, creativity goes unbound... To learn more about VCONCEPT visit: www.vconcept.com

