

# DENTAL TRIBUNE

The World's Dental Newspaper • Middle East & Africa Edition

PUBLISHED IN DUBAI

www.dental-tribune.me

September-October 2020 | No. 5, Vol. 10

## ENDO TRIBUNE

FKG Dentaire expands its legacy with RACE EVO and R-Motion

►A1-4

## LAB TRIBUNE

Interview: Building rapport between dental technicians and dentists

►B1-4

## IMPLANT TRIBUNE

Astra Tech Implant EV

►C1-2

## ORTHO TRIBUNE

Invisalign Scientific Symposium 2020

►D1-4

## HYGIENE TRIBUNE

Natural toothpaste R.O.C.S. is now available at Boots pharmacies in the UAE

►E1-4

## Sunshine vitamin D and COVID-19: Is there a correlation?

By Iveta Ramonaite, Dental Tribune International

**LEIPZIG, Germany:** Vitamin D, also referred to as the sunshine vitamin, is increasingly more difficult to obtain from sun exposure. The increase in the number of people working in offices today has drastically reduced access to direct sunlight. The strict confinement measures worldwide to slow down the spread of SARS-CoV-2 can only have worsened this situation. Vitamin D deficiency has been found to be associated with dental implant failure and complications, and mounting evidence is suggesting that inadequate vitamin D levels in the blood could play a major role in SARS-CoV-2 susceptibility and outcomes.

Vitamin D supports the immune system and is instrumental in development of healthy bone and muscles and strengthening of tooth enamel. Yet, according to an article published by the National Center for Biotechnology Information earlier this year, approximately one billion people worldwide have vitamin D deficiency, and 50% of the global population has vitamin D insufficiency.

A recent article published by Dental Tribune International (DTI) reported on previous studies that highlighted the impact of vitamin D deficiency on osseointegration and failure of immediate implants. Additionally, an optimal diet rich in vitamin D

►Page 26



© Angela C/pxabay

AD

#whdentalwerk  
f @ in  
video.wh.com

Now at  
your dealer  
or **wh.com**

Respects your needs.  
**Today and tomorrow.**



**Register  
your product  
& benefit**  
wh.com

### The new W&H Implantmed

Needs and requirements can change. So can the W&H Implantmed: The wireless foot control, LED+ motor and W&H Osstell ISQ module are all available as optional accessories. Upgrade at any time – for today and tomorrow!

implantmed



# Marketing cooperation agreement between EMOVA, representing ITI, and CAPP Events & Training signed

By CAPP / Dental Tribune MEA

The International Team of Implantology (ITI) appointed EMOVA to conduct a programme in the UAE which will facilitate the fulfillment of requirements for obtaining privileges to practice implant dentistry. The ITI Implant Privilege programme will be promoted by CAPP Events & Training.

The ITI Implant Privilege is a modular course with both theory and mentored clinical elements, which has the support of the ITI. The speakers are international, regional and local, all of which are ITI Fellows or Members.

The course is structured and provides evidence and scientific background to implantology. Within the modules is a dedicated day in detailed case documentation and dental photography. Also provided is supportive e-learning modules to assist with home study and access to the Simple Advanced and Complex treatment planning tool. Based on the SAC planning tool delegates will simulate on models' variable clinical situations in preparation for the clinical modules.

The clinical days are for delegates to work with highly skilled mentors who will support and guide the participants to achieve outstanding implant placements and restoration



Petar Mollov (left), Marketing Director at CAPP Events and Training and Stephan Scherrer, Managing Director at EMOVA, sign the marketing cooperation agreement at CAPP Training Institute in Dubai.

of 20 or 30 implants. The course will also include a live surgery day with Prof. Bilal Al-Nawas from University Medical Center of the Johannes Gutenberg University Mainz (Germany) who is the main faculty lead of the programme. At the end of the course, the delegates will be awarded the ITI Curriculum Intermediate Certificate.

The signing ceremony was held at CAPP Training Institute and the marketing cooperation agreement was signed by Stephan Scherrer, Managing Director at EMOVA "representing ITI" and Petar Mollov, Marketing Director at CAPP Events & Training. The focus of the agreement is the marketing of the ITI Implant Privilege programme in the Middle East and beyond.



For further information can be found on the website:

[www.implant-privilege.ae](http://www.implant-privilege.ae)

## IMPRINT

**PUBLISHER AND CHIEF EXECUTIVE OFFICER**  
Torsten R. OEMUS

**CHIEF CONTENT OFFICER**  
Claudia DUSCHEK

**DENTAL TRIBUNE INTERNATIONAL**  
Holbeinstr. 29, 04229 Leipzig, Germany  
Tel.: +49 341 48 474 302  
Fax: +49 341 48 474 173  
[www.dental-tribune.com](http://www.dental-tribune.com)  
General requests:  
[info@dental-tribune.com](mailto:info@dental-tribune.com)  
Sales requests:  
[mediasales@dental-tribune.com](mailto:mediasales@dental-tribune.com)

## DENTAL TRIBUNE MEA

### EDITION EDITORIAL BOARD

Dr. Aisha SULTAN ALSUWAIDI, UAE  
Prof. Paul TIPTON, UK  
Prof. Khaled BALTO, KSA  
Dr. Ninette BANDAY, UAE  
Dr. Nabeel HUMOOD ALSABEEHA, UAE  
Dr. Naif Almosa, KSA  
Dr. Mohammad AL-OBAIDA, KSA  
Dr. Meshari F. ALOTAIBI, KSA  
Dr. Jasim M. AL-SAEEDI, Oman  
Dr. Mohammed AL-DARWISH, Qatar  
Dr. Dobrina MOLLOVA, UAE  
Dr. Ahmed KAZI, UAE  
Dr. Munir SILWADI, UAE  
Dr. Khaled ABOUSEADA, KSA  
Dr. Rabih ABI NADER, UAE  
Dr. Ehab RASHED, UAE  
Dr. Mohd Dashti, Kuwait  
Aiham FARRAH, CDT, UAE  
Retty M. MATTHEW, UAE

## PARTNERS

Saudi Dental Society  
Saudi Ortho Society  
Lebanese Dental Association  
Lebanese Orthodontic Society  
Qatar Dental Society  
Oman Dental Society  
Kuwait Dental Association  
International Federation of Dental Hygienist  
British Academy of Restorative Dentistry  
British Academy of Dental Implantology  
AALZ - Aachen Dental Laser Center  
Singapore Dental Association  
Saudi Dental Hygienist Society

## DIRECTOR OF mCME

Dr. Dobrina MOLLOVA  
[mollova@dental-tribune.me](mailto:mollova@dental-tribune.me)  
Tel.: +971 50 42 43072

## DIRECTOR

Tzvetan DEYANOV  
[deyanov@dental-tribune.me](mailto:deyanov@dental-tribune.me)  
Tel.: +971 55 11 28 581

## EDITING & DESIGN

Kinga MOLLOV  
[kromik@dental-tribune.me](mailto:kromik@dental-tribune.me)  
Tel.: +971 56 23 70 721

## PRINTING HOUSE & DISTRIBUTION

Al Nisr Printing  
P. O. Box 6519, Dubai, UAE  
800 4585/04-4067170

Material from Dental Tribune International GmbH that has been reprinted or translated and reprinted in this issue is copyrighted by Dental Tribune International GmbH. Such material must be published with the permission of Dental Tribune International GmbH. Dental Tribune is a trademark of Dental Tribune International GmbH.

All rights reserved. © 2020 Dental Tribune International GmbH. Reproduction in any manner in any language, in whole or in part, without the prior written permission of Dental Tribune International GmbH is expressly prohibited.

Dental Tribune International GmbH makes every effort to report clinical information and manufacturers' product news accurately but cannot assume responsibility for the validity of product claims or for typographical errors. The publisher also does not assume responsibility for product names, claims or statements made by advertisers. Opinions expressed by authors are their own and may not reflect those of Dental Tribune International GmbH.

Virtual/Hybrid Streamed Worldwide Dental Conference

5 - 28 NOV 2020

**CAPP November Dental**  
**LIVESTREAM 2020**

**WITH RESPECT TO COVID-19**  
CAPP takes care for the health and safety of dental community


**23 DAYS**

**90+ SPEAKERS**

**112 CME**

**CAPP** Free Registration for all Conferences → [www.cappmea.com](http://www.cappmea.com)





# ITI Implant Privilege Mastership

20 OR 30 IMPLANTS  
AND LAB WORK INCLUDED

LIVE PATIENT  
TREATMENT (40%)

OVER 200 CME  
AVAILABLE

PERSONAL MENTOR FOR  
THE CLINICAL DAYS

## THEORY | 6 MODULES | 20 DAYS CLINICAL | 8 MODULES | 16 DAYS

### THEORY FOUNDATION 1 | 21 – 24 SEPT 2021 | BASICS OF IMPLANTOLOGY

**Programme Outline:** Introduction and Treatment Planning Part 1, Introduction and Treatment Planning Part 2, Evolution of Dental Implants, Anatomic Structures relevant to Implantology and Webinar on Dental Photography

### THEORY FOUNDATION 2 | DATES TO BE ANNOUNCED | SURGICAL INTERVENTION

**Programme Outline:** Surgical Intervention Part 1, Surgical Intervention Part 2, Surgical Intervention Part 3 & Loading Protocols

### THEORY FOUNDATION 3 | DATES TO BE ANNOUNCED | PROSTHETIC REHABILITATION

**Programme Outline:** Prosthetic Rehabilitation: Material Science, Prosthetic Rehabilitation: Partial Edentulous, Prosthetic Rehabilitation: Removable Dentures Part 1 and Prosthetic Rehabilitation: Removable Dentures Part 2

### THEORY INTERMEDIATE 4 | DATES TO BE ANNOUNCED | SURGICAL INTERVENTION ADVANCED

**Programme Outline:** Implant placement: Aesthetic Zone, Principles of Guided Bone Regeneration, Live Surgeries, Sinus Augmentation: Window Technique

### THEORY INTERMEDIATE 5 | DATES TO BE ANNOUNCED | ADVANCED PROSTHETIC INTERVENTION

**Programme Outline:** Advanced Aesthetic Rehabilitation Part 1, Advanced Aesthetic Rehabilitation Part 2

### THEORY INTERMEDIATE 6 | DATES TO BE ANNOUNCED | MANAGEMENT OF BIOLOGICAL & MECHANICAL COMPLICATIONS

**Programme Outline:** Biological Complication Management, Technical Complication Management, Assessment of Intermediate Modules

### CLINICAL MODULES | LIVE PATIENT TREATMENT IN UNIVERSITY COLLEGE IN UAE | 6 DAYS

Dates to be announced

ORGANISED BY

AWARDED BY

MATERIAL & EQUIPMENT SPONSORS

MARKETING PARTNER

# Prioritizing safety while reopening your office

## By Ultradent

Reopening dental offices is a welcome sight to clinicians and patients alike, but concerns about COVID-19 are still top of mind among doctors. Ultradent knows how important it is to get back to work and we want to help you do it safely by making sure you have everything you need while protecting you, your staff, and your patients.

Prioritizing effective products and leaning on the procedures they assist will smooth the transition as your practice regains some normalcy.

## Patient Protection

As we all get back to work, products that reduce exposure are a necessity to ensure everyone in your office stays safe.

Ultradent Syringe Covers and VALO Barrier Sleeves provide reliable, medical-grade protection to prevent cross-contamination. DermaDam dental dams and DermaDam

Synthetic dental dams are strong and tear resistant, and are powder free to reduce allergic reactions. When it comes to hygiene procedures, Ultrapro Tx Sweep disposable prophylaxis angles feature an innovative brush guard that helps prevent up to 95% of splatter.

## Essential Products

Returning to work doesn't necessarily mean a return to the normal work day. Since dental offices were only open for emergency procedures, you may have patients who needed something done, but weren't able to be seen. Now they're ready, so make sure you are, too.

From whitening procedures to root canals, Ultradent tips allow you to deliver any chemistry exactly where it's needed—they're also single use to prevent cross-contamination. For tissue management needs, ViscoStat hemostatic can stop bleeding and sulcular fluid in seconds and Ultrapak packing cord packs easily and quickly.

The Omni-Matrix Disposable Retainer and Matrix is designed to perfectly customize to any preparation. They are available in winged and wingless styles and stainless steel and mylar so you have the ideal matrix no matter the circumstances. Consepis antibacterial solution can be used for procedural endodontic disinfection, prior to pulp capping, and after smear layer removal for canal disinfection.

You can utilize UltraCal XS Calcium Hydroxide Paste as a temporary dressing as per apexification procedures in endodontics.

## Ready to Sell

Help your patients keep their smiles bright and healthy while they are at home. These products can be sold to your patients with minimal contact or can be purchased from your office over the phone and then mailed to the patient's home.

Opalescence Go whitening trays allow your patients to whiten in the



Use Consepis solution prior to DBA application to disinfect root surface with sensitive root treatment or when bonding.



DermaDam rubber dam is made from pure latex rubber and is designed to be flexible and durable.



Opalescence Go™ whitening gel is designed to maximize patient comfort and the convenient prefilled trays can be worn right out of the package.



Ultradent Syringe Cover provides an easy and reliable barrier to prevent contamination.

Reduce the risk of cross-contamination with Bien-Air handpieces equipped with anti-retraction valve

**COVID-19 CORONAVIRUS**

**WITH ANTI-RETRACTION VALVE**

- ✓ Turbine Bora
- ✓ Turbine Prestige
- ✓ Turbine Tornado
- ✓ Contra-Angles CA
- ✓ Contra-Angles EVO.15
- ✓ Coupler Unifix® Bien-Air

Bien-Air has always prioritized provider and patient safety by developing products that protect against cross contamination. With the COVID 19 Pandemic, these features are more important than ever.

The high-speed dental handpiece without anti-retraction valves may aspirate and expel the debris and fluids during the dental procedures. More importantly, the microbes, including bacteria and virus, may further contaminate the air and water hoses within the dental unit, and thus can potentially cause cross-infection.

Bien-Air, being conscious of cross contamination risks, has designed its electric attachments and high-speed air handpieces with anti-retractive valves which protect fluid retraction from the oral cavity into non-sterilizable dental handpiece tubing and water lines. Having an anti-retraction valve in the body of the handpiece, which can be autoclaved, significantly reduces the backflow of oral bacteria and viruses into the non-sterilizable dental unit hoses.

As an extra preventive measure for cross infection, Bien-Air Unifix® coupling are also equipped with a unique anti-retraction features protecting the the exhaust air tubing.

## Products with anti-retraction valve:

### TURBINES

- ✓ Bora / L / LED
- ✓ Prestige / L / LED
- ✓ Tornado X LED
- ✓ Tornado LED
- ✓ Tornado<sup>5</sup> LED

### COUPLING

- ✓ Unifix® (Anti-reflux valve)

### CONTRA-ANGLES


- ✓ CA 1:1 / CA 1:1 L
- ✓ CA 1:5 / CA 1:5 L
- ✓ CA 10:1 / CA 10:1 L
- ✓ CA EVO.15 1:1 L
- ✓ CA EVO.15 1:5 L

WWW.BIENAIR.COM

S W I S S  M A D E

Bien-Air Dental SA Länggasse 60 Case postale 2500 Bienne 6 Switzerland  
Tél. +41 (0)32 344 64 64 dental@bienair.com www.bienair.com

safety and comfort of their own home. The UltraFit tray conforms to each patient's smile, giving a close-to-custom fit for a comfortable whitening experience.

Opalescence Whitening Toothpaste provides total oral care while keeping your patients' smiles bright, plus it is safe to use every day. It's the only whitening toothpaste they need! 

To see all the other products and offers we have available to you please contact your exclusive distributor in your country or [sophia.yadi@ultradent.com](mailto:sophia.yadi@ultradent.com)



For more information contact

**Ultradent**  
505 West Ultradent Drive  
South Jordan, UT 84095  
Web: [www.ultradent.com](http://www.ultradent.com)



## 3M ORTHODONTIC ONLINE CONFERENCE

### Amazing Speakers Worldwide!



Dr. Lisa Alvetro  
(USA)



Dr. Marco Rosa  
(Italy)



Dr. Juan Carlos  
Pérez Varela  
(Spain)



Dr. Joseph  
Bouserhal  
(Lebanon)




Dr. Ewa  
Czochrowska  
(Poland)



Dr. Emmanuel  
Dumu  
(Belgium)



Dr. Gianluigi  
Fiorillo  
(Italy)



Dr. Itamar  
Friedländer  
(Spain)



Dr. Ektor  
Grammatopoulos  
(UK)



Dr. Laïla Hitmi  
(France)



Dr. Billan Turan  
(Germany)



Dr. Olga Zangieva  
(Russia)

## RISE UP TO NEW LEVELS OF EXCELLENCE

**E-xcellere**  
**DIGITAL | 2020**

3M ORTHODONTIC CONFERENCE




**23 - 25 NOVEMBER 2020**

**Improvement of Facial and Smile  
Aesthetics using 3D Technology**

Simultaneous Translation Availability  
CE Credit / Certificate

ONLY  
**49€**



[www.excellere3M.com](http://www.excellere3M.com)

/3m.ortho



The SphereTEC revolution continues...

# New Neo Spectra ST flow – the simpler, more versatile esthetic flowable composite

By Dentsply Sirona

Dentsply Sirona's new Neo Spectra™ ST flow extends the benefits of novel SphereTEC® filler technology to flowable composites. Excellent chameleon blending enables 5 shades to cover the full VITA® range, and flow-on-demand handling provides versatility across all traditional flowable indications.

Dentsply Sirona's latest innovation in composite filler technology, SphereTEC, was introduced to the dental industry in 2015. Over 14 million composite restorations later, Dentsply Sirona introduces an expanded portfolio with SphereTEC technology. Clinicians will now be able to enjoy SphereTEC benefits in all composite cases with the comprehensive Neo Spectra ST portfolio. 'Neo', meaning 'new' or 'revived' emphasizes the modern, cutting edge approach taken to optimize our composite portfolio. The 'Spectra ST' part of the brand explains the portfolio's coverage of the full range or 'Spectra' of handling preferences and esthetic needs optimized with SphereTEC (ST) technology.



Neo Spectra ST flow.

Designed to perfectly complement Neo Spectra ST universal composite, new Neo Spectra ST flow is characterized by its cutting-edge filler technology, SphereTEC - like with its universal composite counterpart, SphereTEC technology enables Neo Spectra ST flow composite to excel in the areas that matter most to dentists: handling, esthetics, and durability. SphereTEC fillers, propri-

etary to Dentsply Sirona and Neo Spectra ST Composites, are spherical-shaped, pre-polymerised fillers created from sub-micron barium glass. Spherical-shaped filler particles allow for excellent adaptation to cavity surfaces, and work together with smaller irregular-shaped filler particles in the material to achieve versatile, flow-on-demand-handling. Precise match of SphereTEC filler to

the Neo Spectra ST flow resin matrix creates an excellent chameleon shade blending effect, and a perfect match to Neo Spectra ST universal composite shades. The unique structure of SphereTEC fillers maximizes composite strength and durability, while their sub-micron primary particle size ensures excellent esthetics and polishability.

The new Neo Spectra ST flow composite uses five universal CLOUD shades A1 to A4 to cover the entire VITA®1 Classic range, streamlining flowable composite inventory and ensuring highly aesthetic clinical results thanks to their distinct chameleon effect. Neo Spectra ST flow composite also offers one bleach shade (BW), two opaque dentin shades (D1 and D3), and one translucent enamel shade (E1) to accommodate less frequent case demands.

For further information about the new Neo Spectra ST flow composite available from Dentsply Sirona, or to request a sample, please contact your local Dentsply Sirona sales representative. [DT](#)

\* VITA is not a registered trademark of Dentsply Sirona Inc.



Find out more by scanning the QR code.

For more information about the full Dentsply Sirona portfolio, please contact your local representative.

**Dentsply Sirona**  
21st Floor, The Bay Gate Tower  
Business Bay, Al Sa'ada Street  
Dubai, United Arab Emirates  
Tel.: +971 (0) 4 523 0600  
Web: [www.dentsplysirona.com/en](http://www.dentsplysirona.com/en)  
E-mail: [MEA-Marketing@dentsplysirona.com](mailto:MEA-Marketing@dentsplysirona.com)

## Introducing Axeos

Dentsply Sirona's imaging solution for exceptional patient experiences and greater practice success

By Dentsply Sirona

Dentsply Sirona's reimagined imaging solutions drive patient-centered experiences, greater practice efficiency, and the opportunity for procedural expansion. To help deliver on such a promise, Dentsply Sirona introduces the new Axeos™ 3D/2D imaging system, setting a new standard for extraoral imaging.

As dental practices adapt to new safety protocols and adjust their

workflow practices, Dentsply Sirona continues to develop new solutions for both intraoral and extraoral imaging that produce superior images that support patient satisfaction and practice growth.

We're excited to introduce two new and reimagined imaging technologies that will ultimately help dental professionals deliver happy and healthy smiles to their patients:

**Axeos - Experience the Difference**

Recipient of the Red Dot Award for Production Design 2020, the Axeos 3D/2D imaging system offers enhanced clinical confidence, smart connectivity, and an exceptional experience, with the largest field of view of any Dentsply Sirona 3D/2D system. Axeos uses intelligent low dose exposure to capture high-quality images while providing easy-to-use features to enhance patient comfort, such as smart height adjustment and quick scan times, that lead to exceptional patient experiences with high infection prevention standards.

Axeos is powered by Sidexis 4 and seamlessly integrates with more than 250 practice management software systems and multiple treatment planning software like SICAT® Implant, SICAT® Endo, SICAT® Function and SICAT® Air, giving dental practices the opportunity to enhance current treatment offerings or expand into new procedural offerings in the future.

"Our purpose is to support dental professionals in providing healthy, happy smiles. Working with dentists to understand their needs and translating those into product solutions is what drives us. With our new imaging solution, we not only offer outstanding image quality, clinical safety and an easy-to-use interface but also smart integration to ensure seamless workflows and procedures," says Don Casey, Chief Execu-

tive Officer at Dentsply Sirona.

"Waiting is a bad experience for both dentist and patient. Even worse, if I am unable to see what I need to see, I will have to repeat the image; then patient is gone because he does not trust my treatment," says Prof. Chung How Kau, Department of Orthodontics, Birmingham, Alabama, USA. "Axeos has exactly the right balance between excellence, speed and precision. The big volume exposure takes only 16 seconds and the image quality is great in both 2D and 3D formats. The 'wow' effect of the Axeos technology sells my treatment." [DT](#)



© Dentsply Sirona



© Dentsply Sirona



Find out more by scanning the QR code.

For more information, visit [dentsplysirona.com/axeos](http://dentsplysirona.com/axeos).

**Dentsply Sirona**  
21st Floor, The Bay Gate Tower  
Business Bay, Al Sa'ada Street  
Dubai, United Arab Emirates  
Tel.: +971 (0) 4 523 0600  
Web: [www.dentsplysirona.com/en](http://www.dentsplysirona.com/en)  
E-mail: [MEA-Marketing@dentsplysirona.com](mailto:MEA-Marketing@dentsplysirona.com)



# VALO<sup>TM</sup>

## GRAND

ECLIPSING THE COMPETITION

5  
YEARS WARRANTY

BLACK | RED ROCK | SAPPHIRE | MIDNIGHT



# Omnica AF

The flexible tabletop unit. Now available in the Middle East & North Africa

## By Dentsply Sirona

Dentsply Sirona is proud to announce the launch of the Omnicam AF intraoral camera, in the Middle East & North Africa region.

The portable Omnicam AF comprises the individual components of Omnicam, including camera tray and PC.

The camera can be easily taken from one treatment room to another – a big advantage for joint practices and practices with several locations. Scanning and designing can be done separately. For example, you can make the design in the first treatment room and your assistant or colleague can start a new scan in the next one.



Omnica AF.

In addition to the new Primescan, the proven Omnicam is a real alternative. Omnicam is still one of the smallest scanners available. It is therefore particularly easy to han-

dle, scans powder-free and in colour. Since 2012, it has impressed users worldwide and is always up to date thanks to the continuous software updates.

## Benefits of Omnicam:

- Comfortable handling
- Powder-free scanning
- Fast and precise full-arch scans
- Natural colour and easy shade analysis

## Proven reliability. Your way.

With more than 7 million scans per year, Omnicam is one of the most widely used scanners on the market – now with the option of the Acquisition Center (AC) and the flexible tabletop unit (AF).

The Omnicam intraoral scanner gives you the flexibility to start your digital dentistry journey and develop as your practice grows. [DT](#)

For more information about the full Dentsply Sirona portfolio, please contact your local representative.



Find out more by scanning the QR code.

## Dentsply Sirona

21st Floor, The Bay Gate Tower  
Business Bay, Al Sa'ada Street  
Dubai, United Arab Emirates  
Tel.: +971 (0) 4 523 0600  
Web: [www.dentsplysirona.com/en](http://www.dentsplysirona.com/en)  
E-mail: [MEA-Marketing@dentsplysirona.com](mailto:MEA-Marketing@dentsplysirona.com)

# Medifil IX forte—glass ionomer filling material for a variety of indications

## By PROMEDICA

Medifil IX forte can be used without conditioner or adhesive. Its main benefits are the non-sticky consistency and the perfect marginal adaption.

## Optimal material characteristics and perfect handling

Medifil IX forte convinces by its great material properties, such as high compressive strength and abrasion resistance. Due to a variable mixing time the product's consistency can be adjusted to a certain extend. The material can be modelled and polished immediately after the insertion without sticking to the instrument.

## Perfect for various indications

Medifil IX forte is indicated for restorations of non-occlusion-bearing Class I cavities, semi-permanent restorations of Class I and II cavities, restorations of cervical lesions, Class V cavities, root caries, restorations of Class III cavities, restoration of deciduous teeth, as a base/liner, for core build-ups, as well as for temporary restorations. The special capsule design is perfect for smaller cavities and areas in the mouth, which are difficult to reach.

## Benefits of the special capsule

Medifil IX forte comes in a special kind of capsule, which can be activated without an activator. Instead, the capsule is placed on a firm surface

(e.g. a table) and pushed down by hand. The liquid containing flask is pushed into the powder chamber in order to combine powder and liquid. After the ensuing mixing process, the capsule is immediately ready for use. [DT](#)

For more information, please contact

**PROMEDICA**  
Dental Material GmbH  
Domagkstraße 31  
24537 Neumünster, Germany  
Tel.: +49 43 21 / 5 41 73  
Fax: +49 43 21 / 5 19 08  
Email: [info@promedica.de](mailto:info@promedica.de)  
Internet: <https://www.promedica.de/>



© Promedica

AD

# PROMEDICA

Highest quality made in Germany

## Compositon LCM

Light-curing micro-hybrid composite for anterior and posterior

- Applicable for various indications and all cavity classes
- High translucency and a perfect colour adaption
- Polishable to a high gloss
- Excellent physical properties for durable fillings
- High filler content
- Packable consistency (also available as Compositon LCM flow)

## Medifil IX forte

Glass ionomer Füllungsmaterial  
Glas ionomer restorative material  
Matériau verre ionomère pour restaurations  
Material de obturación de ionómero de vidrio

- Variable mixing time for adjustment of consistency
- Modulation is possible right after insertion
- Perfect marginal adaption
- High compressive strength and abrasion resistance
- Easy activation without the need of an activator

## Success CD

Temporary crown and bridge material

- Less than 5 min. processing time
- Strong functional load
- Perfect long-term aesthetics
- Excellent biocompatibility

Visit [www.promedica.de](http://www.promedica.de) to see all our products

## PROMEDICA

**Dental Material GmbH**  
24537 Neumünster / Germany  
Tel. +49 43 21 / 5 41 73  
Fax +49 43 21 / 5 19 08  
eMail [info@promedica.de](mailto:info@promedica.de)  
Internet [www.promedica.de](http://www.promedica.de)



Smart Solution for  
Predictable Restorations



“Inject and Shape  
... to Minimize  
the RISK”



Using **S.A.F.E.**  
Bioactive Direct Composites ...

**S**afe with Barrier Sleeves  
**A**esthetics Guaranteed  
**F**ast just Inject and Shape  
**E**asy and Efficient

For more information, please contact your nearest Shofu Dealer TODAY !



SHOFU DENTAL ASIA-PACIFIC PTE. LTD.  
[www.shofu.com.sg](http://www.shofu.com.sg)

Official Partner

