

# DENTAL TRIBUNE today



## Clearing the air in your practice

What you need to know about general office air purification to keep your patients safe.

»page 4



## Fotona expands product offering

Purchase of the dental division of A.R.C. LASER brings new lasers and therapy system.

»page 8



## Change the game this March

The AO takes its 36th annual meeting online in an exciting, interactive, fully virtual format.

»page 9

# Celebrating dentistry

By Kristine Colker, **today** Staff

■ It wouldn't be the week after Thanksgiving without the Greater New York Dental Meeting, but even though the doors to the Jacob K. Javits Center remain closed because of COVID-19, the meeting is still taking place and offers as many opportunities as ever.

The virtual annual meeting, which organizers are considering a celebration of the dental profession and the future, continues through Wednesday, Dec. 2, and there is much left in store over these next few days, including numerous educational presentations from well-known speakers, innovative programming and a wide variety of exhibitors.

The 2020 virtual scientific sessions include seminars, essays and poster sessions, all brought to you by clinicians from around the world and

»see *DENTISTRY*, page 3



Attendees head into the 2019 Greater New York Dental Meeting at the Jacob K. Javits Center. This year, attendees can enter the meeting with a click of their mouse. (Photo/**today** Staff file photo)

## Head to the GNYDM virtual exhibit hall for discounts, more

■ If you're in the market for new technology or better ways to protect your patients from COVID-19 and other infectious diseases, you won't want to miss spending a few hours on the Greater New York Dental Meeting's virtual exhibit floor.

Open from now through the end of the day on Wednesday, the virtual

exhibit floor offers attendees a chance to interact with exhibitors, purchase products for discounted rates and support dental education.

From 11 a.m. to 3 p.m. Eastern time each day, you can engage directly with exhibitors and get information on their new products and services as well as place orders. You can

also get answers to your equipment and service questions and make appointments for further discussions.

For a preview of some of the show specials being offered, visit [www.gnydm.com/exhibitor-information/exhibitor-specials/](http://www.gnydm.com/exhibitor-information/exhibitor-specials/).

If you would like to support the Greater New York Dental Education

Foundation, established to further support and promote dental education and oral hygiene, you'll want to check out the merchandise store. From shirts to masks to mugs, you'll find a variety of products to add to your shopping cart.

The merchandise store will remain open through Dec. 5.

Exclusively Distributed by

**HENRY SCHEIN®**  
DENTAL

RADIC8

# Air Purifier MEGA SAVINGS!

Available  
EXCLUSIVELY  
through  
Henry Schein



## Save BIG on Radic8 Air Purifiers

Offer ends December 26, 2020

### Two Ways to Save BIG and Protect your Practice

1. Buy 3 Radic8 VK 401 units, get 1 more at no additional charge (\$2,167 value).
2. Buy at least \$50,000 of Equipment & Technology and 1 Radic8 VK401, get an instant discount of the value of the VK401. Item Code: 980-0051



#### Q: What Air Purifier will reduce airborne particulates in my practice?

**A:** The **VK 401 from Radic8\*** has Viruskiller™ Technology with a **99.9999% kill rate—in a single pass—**against viruses similar to SARS-CoV-2 or harder-to-kill, such as Coronavirus DF2, Adenovirus, Influenza virus, and Poliovirus. The VK 401 achieves **four air changes per hour.\*\***



#### Q: How many air purifiers should I purchase for my practice?

**A:** One for EACH room. The guideline is one **VK 401 per operatory**, one per sterilization room, and one for your reception/waiting area. Would you protect your family and home with one smoke detector? No! The same applies to your dental practice.

**Viruskiller™** Technology provides another layer of protection in your practice for your patients and team.

### Contact a Henry Schein Rep—[Click Here](#)

\*This product is not FDA cleared or approved. Marketed under FDA's Enforcement Policy for Air Purifiers, during the COVID-19 public health emergency. Tested on viruses that are representative of SARS-CoV-2, but not SARS-CoV-2 itself. This product has not been tested on SARS-CoV-2. This product is for medical purposes and should be used as an adjunct to personal protective equipment (PPE) and other infection control procedures. When using Viruskiller™, basic safety precautions should be observed, and instructions should be read to reduce the risk of fire, electric shock, or injury; the appliance should not be used by children or adults with reduced capabilities. Looking directly at an ultra-violet light may cause permanent damage to the eyes. Please visit <https://henryscheindigital.com/radic8>

Customer must purchase \$50,000 in Equipment and Technology and purchase a VK 401 on the same invoice in order to qualify for the \$2,167 discount offer, use Item Code: 980-0051. Participating in a promotional discount program (e.g., points, discount redemptions or other special awards) is only permissible in accordance with discount program rules. By participation in such program, you agree that, to your knowledge, your practice complies with the program requirements. Note: You must fully and accurately report any discounts, rebates or other price reductions ("Discounts") to Medicare, Medicaid, Tricare and any other federal or State program upon request by any such program. You must claim the benefit of these Discounts in the fiscal year in which the Discounts are earned, or the following year. You should retain this Agreement and any other documentation, including your invoice or purchase order, of Discounts. It is your responsibility to review any agreements or other documents applicable to these prices to determine if they are subject to any Discounts. To calculate the applicable discount on the items included in the bundle, divide the total value of any no-charge items (as disclosed on this flyer/invoice) by the total amount for the bundle (bundle price as disclosed on flyer/invoice), and apply the resulting percentage equally to each item to determine net prices.

\*\*Based on a 200 ft2 dental operatory. Multiple units can achieve the same result in larger spaces.

© 2020 Henry Schein, Inc. All rights reserved. No copying without permission. Not responsible for typographical errors. 20BS3869

**today** About  
the Publisher

Tribune America, LLC  
118-35 Queens Blvd., Ste. 400  
Forest Hills, N.Y. 11375  
Phone: (212) 244-7181  
Fax: (212) 244-7185  
E-mail: [info@dental-tribune.com](mailto:info@dental-tribune.com)  
[www.dental-tribune.com](http://www.dental-tribune.com)

**Publisher & Chairman**  
Torsten Oemus  
[t.oemus@dental-tribune.com](mailto:t.oemus@dental-tribune.com)

**President/Chief Executive Officer**  
Eric Seid  
[e.seid@dental-tribune.com](mailto:e.seid@dental-tribune.com)

**Group Editor**  
Kristine Colker  
[k.colker@dental-tribune.com](mailto:k.colker@dental-tribune.com)

**Managing Editor**  
Fred Michmershuizen  
[f.michmershuizen@dental-tribune.com](mailto:f.michmershuizen@dental-tribune.com)

**Product/Account Manager**  
Humberto Estrada  
[h.estrada@dental-tribune.com](mailto:h.estrada@dental-tribune.com)

**Product/Account Manager**  
Maria Kaiser  
[m.kaiser@dental-tribune.com](mailto:m.kaiser@dental-tribune.com)

**Client Relations Coordinator**  
Lee Colquhoun  
[l.colquhoun@dental-tribune.com](mailto:l.colquhoun@dental-tribune.com)

**Accounting Department**  
Nirmala Singh  
[n.singh@dental-tribune.com](mailto:n.singh@dental-tribune.com)

**Published by Tribune America**  
© 2020 Tribune America, LLC  
All rights reserved.

**dti** Dental  
Tribune  
International

today Greater New York Dental  
Meeting Show Dailies Vol. 15  
appear during the Greater New  
York Dental Meeting, taking place  
virtually, Nov. 27 to Dec. 2, 2020.

Tribune America makes every effort to report clinical information and manufacturers' product news accurately, but cannot assume responsibility for the validity of product claims, or for typographical errors. The publishers also do not assume responsibility for product names or claims, or statements made by advertisers.

Opinions expressed by authors are their own and may not reflect those of Tribune America or Dental Tribune International.

# IADFE '19 features ADA President Gehani as keynote speaker

By Dr. David L. Hoexter, Editor in Chief,  
Dental Tribune

■ The International Academy for Dental Facial Esthetics [IADFE] held its annual meeting in New York City in November 2019, in conjunction with the Greater New York Dental Meeting, at the prestigious Harmonie Club. Recipients from all over the globe were in attendance to receive their well-earned fellowships.

The presenter was Dr. Chad Gehani, president of the ADA. We were very honored that, in spite of the tremendous demands on his time as president of the ADA, as well as all of the meetings he had to attend, he kept his commitment to the IADFE. He enraptured our largely international audience, winning them over as he related how his chosen field of dentistry, and his pursuit of love and decency, helped him achieve his dreams and goals.

Leaving India to acquire the knowledge and techniques in his chosen field of dentistry, Gehani told the audience how that also helped him to pursue and win over the love of his life. He first had to attend dental school in America, and from there, it took years before he felt he would be able to support her sufficiently.

His wife is the beautiful Dr. Rekha Gehani. Besides her glowing smile, she is also a successful orthodontist, practicing in New York.

At the IADFE meeting, Gohani emphasized that making the effort allows the goal to be achieved.

The annual fellowship presentation followed Gohani's speech, with recipients from countries around the world, including Australia, Romania, Italy, Germany, New Zealand, France, Canada, the United States, Argentina, Peru, Columbia, India and Turkey, celebrating the event.

## DENTISTRY "from page 1

across the United States. Some of the highlighted topics include restorative dentistry, aging and OTCs, pediatric dentistry, dental practice ownership, infection control, geriatric dentistry, orthodontics, endodontics, practice management, pharmacology, dental insurance, women's health, implant dentistry, caries management, patients with autism and the impact of COVID-19.

In addition, many of the popular pavilions that can normally be found



• From left, Dr. George Freedman, Dr. Rekha Gehani, ADA President Dr. Chad Gehani, Dean Ed Lynch and Dr. David L. Hoexter at the 2019 IADFE annual meeting. (Photos/Provided by Dr. David L. Hoexter)



• New fellows toss their caps into the air at the end of the cap and gown ceremony during the the 2019 IADFE annual meeting.

The cap and gown ceremony culminated in our traditional cap tossing.

Festivities and celebration followed the honor of receiving a well-deserved fellowship.

## To learn more

For questions regarding IADFE, you can contact [DRDAVIDLH@gmail.com](mailto:DRDAVIDLH@gmail.com) or [freedman6469@rogers.com](mailto:freedman6469@rogers.com).

on the exhibit hall floor can be found once again this year in a virtual format.

Stop by booth No. 133, the New Products Pavilion, to see exhibitors' new products for your dental practice. You can earn 1 C.E. credit just for viewing all of them.

Interested in new technology for your office? Head on over to the Digital Pavilion in booth No. 109. There you can earn 1 C.E. credit for learning about the latest technology available.

Finally, you won't want to miss

the "Live" demonstrations. Just like in past years, you can watch these demonstrations being done on patients while learning new techniques. Visit booth No. 633 for more information. C.E. credit is provided.

If you haven't yet registered for the meeting, there is still plenty of time. As always, the meeting is free to attendees. Simply register at [www.gnydm.com](http://www.gnydm.com) to get access to continuing education programs and virtual visits to the exhibit floor. For more information and to see a complete schedule, visit [www.gnydm.com](http://www.gnydm.com).

# Clearing the air: What you need to know for your practice

## A look at the Radic8 VirusKiller Technology

By Henry Schein Staff

■ While dentistry has been on the forefront of infection control with the sterilization of instrumentation, the proper surface disinfection of surfaces, the use of PPE and the control of intraoral aerosol through rubber dam use and high-volume evacuation (HVE), general office air purification is becoming the next level of protection to consider.

Successful infection control protocols are considered to require a layered or bundled approach—there's not one solution for all; instead, multi modalities and safeguards provide the best approach. In consideration of air quality, the EPA has offered a three-step approach to controlling air pollutants in general that fit well into consideration for dentistry.

1. **Source control:** The most effective, it stops the "pollutants" at the source. In dentistry we consider source control as minimizing aerosol-generating procedures or the use of high-volume evacuation or products such as the Isolite® for hands-free intraoral suction.

2. **Increasing ventilation:** Moving pollutants out of the breathing zone through the use of increased efficiency of air flow of existing or new HVAC systems. Air flow is key, and it is important to understand the flow of the air from the supply to the return and how to increase the circulation of the air efficiently and effectively within a space. An HVAC technician can aid in the maximizing the filtering and air flow within an HVAC system.

3. **Air purification:** The use of filters and/or deactivation technologies to filter (capture) pollutants or deactivate the viruses, bacteria and other particles through the use of technologies that disrupt the RNA/DNA (e.g., ultraviolet germicidal irradiation), clump the particles out of the breathing zone (e.g., ionization) or oxidize/burn the particles (e.g., photocatalytic oxidation).

Many dental offices have purchased either consumer- or professional-level local air purification systems that have filters or technology and circulate the air throughout the chosen spaces



• The VK 401 is designed for operatories. When properly positioned, it can draw air away from the breathing zone, through the VirusKiller Technology and then sending purified air laminarly along the walls and into the breathing zone. (Photos/ Provided by Henry Schein)

### To learn more

For more information about the Radic8 VirusKiller units, contact your Henry Schein representative for more information, go to <https://henryscheindigital.com/radic8>, speak to an Air Management Specialist at (866) 530-3543 or visit Henry Schein in the virtual exhibit hall of the Greater New York Dental Meeting.

(operatory, waiting room) to provide cleaner air. It may be prudent to consider that while the consumer models may be effective for in-home use for a specific space, a dental office environment does have unique characteristics with new patients (i.e., new air) arriving and leaving every 15 minutes, a much greater patient and team load and much more airborne pollutants than normally found in a home environment (e.g., aerosols, volatile organic compounds, vapors).

When considering which air purification system(s) to purchase, recommendations are often made to consider room air exchanges (air changes per hour), fan speed and coverage.

But one question remains that is

often not considered — how many times does a given quantity of air need to pass through a device in order to be "purified"?

Devices (most air purifiers) that require multiple cycles in order to achieve decontamination have the unfortunate result of sending either partially contaminated air, or air that has simply never been decontaminated at all, back into the room where it can go back into the breathing zone, essentially recirculating contaminated air.

That same partially contaminated airborne pathogen needs to make its way back into the device, multiple times, in order to be truly purified, of which there are no guarantees. This has the ultimate effect of "mixing" contaminated air around the room, which is unacceptable if occupants are expected to be in the space while the unit is active.

Radic8's VirusKiller™ (VK) Technology boasts near-100 percent (99.9999 percent) virus elimination in only a single air pass through its patented Reactor Chamber found within every VK unit. In short, air that moves into the VK units is purified and then circulated back into the breathing zone of the room.



• The VK103 draws air to the floor away from the breathing zone, passes the air up through filters, through the Reactor Chamber and then passes purified air out into the breathing zone.

### How does VirusKiller Technology work?

Radic8's VirusKiller Technology has the ability to eliminate particulate matter via filtration and viruses and pathogens via decontamination. The air leaving the VK units is proven to be purified — offering true peace of mind to those in our shared spaces.

In the first stage of the VirusKiller process, air is confronted with a series of filters consisting of a pre-filter, carbon filters and HEPA filter. This triple filter arrangement effectively traps particulates, irritants and other ultrafine particles that can cause respiratory issues, as well as neutralizing toxic gases and VOCs.

Filtration alone is not enough where bioaerosols are concerned. Viruses and other airborne pathogens require specialized processes to eliminate, and it is from here that the air moves into Radic8's patented decontamination technology — the Reactor Chamber.

The Reactor Chamber is the core technology that has been continuously developed and matured to power Radic8's air purification performance for the last 16 years. The

# LIGHTWALKER™

Dual Wavelength Nd:YAG & Erbium Laser: TwinLight™ Perio

**Benefits of Combination Nd:YAG & Erbium Wavelength Therapy for Both Periodontal Disease and Peri-Implantitis Include:**

## Erbium Laser

- More Thorough Calculus Removal *WITHOUT* Heating or Damaging the Implant or the Tooth Root Surface
- Re-Contouring of the Bone

## Nd:YAG Laser

- Selective Deep Penetrating Cleaning
- Selective Tissue Removal
- Fibrin Clot through Hemeostasis

## TwinLight™ Laser Perio

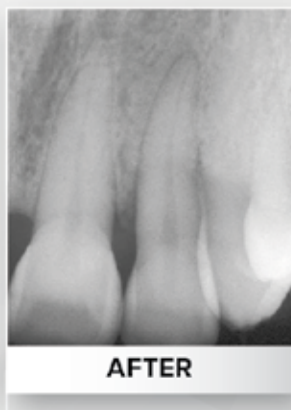
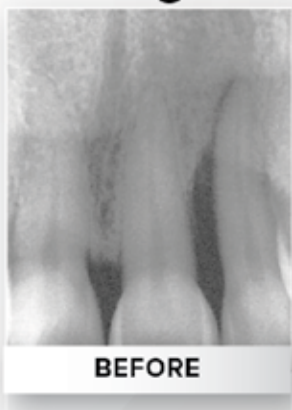
*Advanced Dual Wavelength*

## SWEEPS® Photoacoustic Endo

*Effective & Exclusive*

## Ultra-Fast, Pain-Free Cavity Preps

### TwinLight™ Periodontitis



### Peri-Implantitis Treatment




**SCHEDULE A VIRTUAL MEETING WITH A  
FOTONA SPECIALIST TODAY TO LEARN ABOUT  
OUR EXCLUSIVE GNYDM OFFER!**

**Call 972-598-9000 or email [info@fotona.org](mailto:info@fotona.org)**

**Fotona**  
Ultra Performance Lasers™  
[FOTONA.COM/US](http://FOTONA.COM/US)

 @FotonaLasers\_Official

 @FotonaLasersUS

 @FotonaLasersUSA

## Air Techniques announces new product launches, whitepaper study

By Air Techniques Staff

■ Air Techniques, a leading innovator and manufacturer of dental equipment, has introduced the intraoral vacuum solution, Mojave® Mobile, along with new high volume evacuators, HVE Air Protect XL™ and HVE Air Protect XL Plus™.

In coordination with these new products, Air Techniques has teamed up with Dürr Dental and Dr. Martin Koch to scientifically provide conclusive results of the products' effectiveness and the importance of aerosol and spray mist containment.

Mojave Mobile provides the best flow performance in one compact package, according to the company. The dry vacuum and air/water/amalgam separation are combined onto one main drive shaft. With a total suction performance of >12 SCFM, the Mojave Mobile diminishes and reduces aerosol clouds, thereby reducing the spread of infection.

The new HVE Air Protect XL and HVE Air Protect XL Plus are effective solutions for aerosol mitigation. HVE Air Protect XL captures more aerosols than conventional HVEs

with its large 16 mm opening, offering more protection for staff and patients, according to the company.

The HVE Air Protect XL Plus has an ergonomic design with a unique rotating protective shield that adapts effortlessly to any treatment situation, the company asserts. Each HVE has protective secondary air inlets that provide the best possible protection against the suction system's backflow.

The Air Techniques and Dürr Dental whitepaper, "Aerosol reduction by means of an intraoral spray mist suction – first findings from an experimental pilot study" by Koch is available to read or download at [www.airtechniques.com/en/aerosols-whitepaper/](http://www.airtechniques.com/en/aerosols-whitepaper/).

The study covers the methodology, characterization of particle emission, influence of the suction system on particle reduction, influence of the suction system on suction power (flow rate), influence of the flow rate on particle reduction, influence of the suction position on particle reduction and final discussion.

To learn more, visit Air Techniques virtually at the Greater NY Dental Meeting.

## Seeing is believing: iTero Element 5D Imaging System

By Align Technology Staff

■ Align Technology announced earlier this year that the U.S. Food and Drug Administration has cleared the award-winning iTero Element 5D Imaging System for commercial availability in the United States.

The iTero Element 5D Imaging System expands the suite of existing high-precision, full-color imaging and fast scan times of the iTero Element intraoral scanner portfolio with a new clinical approach, optimized orthodontic and restorative dental workflows and an improved doctor experience, according to the company.

In addition, iTero Element 5D Imaging System visualization tools improve patient engagement and communication by helping patients see and better understand their dental health, their treatment plan options and prescribed outcome on the iTero touchscreen, enabling better patient education, engagement and compliance during treatment.

The iTero Element 5D scanner is the first integrated dental imaging system that simultaneously records 3-D, intraoral color and NIRI images and enables comparison over time using iTero TimeLapse.<sup>1</sup> This aids doctors in detecting and monitoring

### To learn more

Information about the iTero Element 5D Imaging System can be found at [www.itero.com/en/products/itero\\_element\\_5d](http://www.itero.com/en/products/itero_element_5d), or you can visit Align Technologies at its virtual booth during the Greater New York Dental Meeting.



• The iTero Element 5D Imaging System. Photo/Provided by Align Technology.

the progression of interproximal caries (cavities or tooth decay) above the gingiva without using harmful radiation,<sup>1</sup> thereby helping to ensure patients receive even better care with visualization, education and treatment acceptance, the company asserts.

### Reference

1. Data on file at Align Technology, as of December 4, 2018.

### AIR \*from page 4

chamber – based around the now well understood principle of germicidal photocatalytic oxidation – features a number of key design elements that allow it to eliminate 99.9999 percent of viruses, bacteria and other airborne pathogens in a single air pass.

### Photocatalytic oxidation

First, a quick refresher on photocatalytic oxidation. There are two main components to the process: UV light, and a surface coated in titanium dioxide (TiO<sub>2</sub>). UV light reacts with the titanium oxide catalyst to produce hydroxyl radicals, which attack the organic compounds in bioaerosols and break them down into trace, harmless amounts of water and carbon dioxide.

The VirusKiller Reactor Chamber features a unique layout of TiO<sub>2</sub> filters. These are designed to maximize the active surface area for light to come into contact with and arranged in a layout that ensures air passing through gets as much exposure as possible to the germicidal effect of the reaction.

In the Radic8 VK units – where



• The VK 401 can be wall-mounted, positioned on a counter or on a stand for proper positioning.

single air pass performance in larger spaces is required (VK 103) – one or two UV-C lights are not powerful enough to deactivate viruses on a single air pass. A limited amount of UV light means a smaller number of hydroxyls to break down bioaerosols and pathogens, meaning air would need multiple passes in order to become fully purified, and there would be a constant risk of still-contaminated air being sent back into the room.

Instead, Radic8 employs a bank of no fewer than eight, premium UV-C lamps that have been engineered to safely operate at much higher power

levels than is typical. This ensures coverage of the entire airflow path within the Reactor Chamber.

Putting these two technologies together – 70 or more hexagonal TiO<sub>2</sub> filters and eight high power UV-C lamps in the Radic8 VK 103 units – means the Radic8 VK 103 has extensive photocatalytic exposure to contaminated air within the chamber. The large amounts of UV light being produced reflect on the surfaces of the tube filters, ensuring complete distribution of germicidal action within the chamber.

And of course, when purified air is sent back into the breathing area of a

room, we have a system of real-time protection for occupants, patients and team members.

Henry Schein offers three models of Radic8 VirusKiller units. One is ideal for waiting rooms and large clinical spaces (VK103), another for most operatories (VK 401) and finally one for small office or front desk protection (Hextio). All feature the patented VirusKiller Technology. Please contact your Henry Schein representative for more information, go to <https://henryscheindigital.com/radic8> or speak to an air management specialist at (866) 530-3543.

*Note: Radic8 line of products are not FDA cleared or approved. Marketed under FDA's Enforcement Policy for Air Purifiers, during the COVID-19 public health emergency. Tested on viruses that are representative of SARS-CoV-2 but not SARS-CoV-2 itself. This product has not been tested on SARS-CoV-2. This product is for medical purposes and should be used as an adjunct to personal protective equipment (PPE) and other infection control procedures. When using VirusKiller, basic safety precautions should be observed, and instructions should be read to reduce the risk of fire, electric shock or injury; the appliance should not be used by children or adults with reduced capabilities. Looking directly at an ultra-violet light may cause permanent damage to the eyes.*

itero®

5D



“Hi, I’m  
**iTero Element® 5D.**  
And I expand your  
spectrum of visualization.”

Let patients see what you see with state-of-the-art visualization that helps take your practice to new levels of innovation. See beyond the current spectrum of what’s possible for aid in diagnostics, patient engagement, and digital workflow with the iTero Element 5D imaging system.

**Learn more about the first 3D intraoral scanner with NIRI technology at [iTero.com](http://iTero.com).**

**Customer Advocacy: 800-577-8767**



**3D digital  
impressions**



**Simulation  
capability**



**Intraoral  
camera**



**Real-time  
TimeLapse**



**Proximal caries  
detection aid**



**No harmful  
radiation**

# Fotona expands product offering with purchase of the dental division of A.R.C. LASER GmbH

By Fotona Staff

■ In August, Fotona completed the purchase of the Fox III and Fox IV lasers systems and the EmunDo® Therapy system from A.R.C. Laser GmbH. This purchase includes all medical specialties, including dentistry, with the exceptions of ophthalmology, otolaryngology and veterinary applications. Fotona has previously been a distributor of the XLASE 1064 nm dental lasers in the United States.

The newly acquired Fox technology with 455, 810, 980 and 1064 nm wavelengths represents a line of high-performance, powerful diode lasers that are small, lightweight and battery operated for maximum convenience.

These systems perform a wide range of surgical, periodontal, photothermal therapy (PTT) and low level laser therapy (LLLT) procedures.

EmunDo is a PTT system, used

## To learn more

For more information, visit Fotona online at [www.fotona.com](http://www.fotona.com) or stop by its virtual booth at the Greater New York Dental Meeting.

in conjunction with the Fox lasers, for less invasive treatment of periodontitis without antibiotics. Learn more here: [www.fotona.com/en/products/6236/xpulse-r-line/](http://www.fotona.com/en/products/6236/xpulse-r-line/).

Jeff Jones, president, Fotona, said: "Fotona has long been a world leader and innovator in the dental laser industry. Adding the Fox III and Fox IV lasers systems and the EmunDo Therapy system to our line of LightWalker™ and SkyPulse® lasers will expand our dental product offering.

Fotona dental lasers systems provide general dentists, periodontists, endodontists, pediatric dentists and hygienists the ability to provide their



• The New XPulse from Fotona. (Photo/Provided by Fotona)

patients with advanced and less invasive treatment options. Fotona procedures include no-shot cavity preps, soft-tissue surgical procedures, treatments for periodontal disease, endodontic treatments, LLLT pain relief, laser-assisted hygiene, snoring and sleep treatments, facial aesthetic procedures and much more."

Angela Thyzel, A.R.C. CEO, added:

"A.R.C. has known and worked with the senior executives at Fotona for many years and respect their expertise in dentistry and are confident they will continue to grow the customer base for these advanced products in dentistry and other areas."

A.R.C. Laser GmbH was founded in 1996, with the goals of developing and producing laser-based solutions for gentle and effective surgeries and treatments. Because of its innovations, A.R.C. has been a pioneer and leader worldwide.

During the COVID-19 challenge, Fotona took advantage of the opportunity to do more for its customers and employees, expanding its offering, doing more research, product development and becoming even stronger for tomorrow, the company asserts.

Fotona made another acquisition during this period, which it is excited to announce in the very near future.

AD

## Academy of Osseointegration 36th Annual Meeting

# GAME CHANGERS

### March 12-14, 2021 • VIRTUAL

This meeting will feature virtual presentations on cutting-edge technology, proven techniques and the latest scientific knowledge relating to dental implants.

**A complete schedule is available online.**

[osseio.org](http://osseio.org)

# AO to hold 36th annual meeting as dynamic, virtual symposium

By Academy of Osseointegration Staff

■ After careful consideration of the ongoing spread of COVID-19 (coronavirus), the board of directors of the Academy of Osseointegration has decided to deliver its 36th annual meeting in an exciting, interactive, fully virtual format, the AO announced.

Ultimately, the ongoing health concerns relating to the coronavirus, travel and other restrictions, and compliance with public health guidelines prevents or otherwise renders it impracticable for the annual meeting to proceed in person, as originally scheduled for March 2021 in Kissimmee, Fla., the AO announced. Instead, a virtual event, with a theme of "Game Changers," will take place March 12-14, 2021.

Despite this change in plans, the



• The Academy of Osseointegration will hold its 36th annual meeting, 'Game Changers,' from March 12 to 14, 2021. (Photo/Provided by the Academy of Osseointegration)

AO continues to engage with its speakers, exhibitors, attendees and


others in connection with its events and activities. The academy's board,

staff and Annual Meeting Planning Committee are working diligently to offer attendees a stimulating, comprehensive, interactive, virtual program that will deliver plenary and symposia presentations, cutting-edge research through abstracts and e-posters, an interactive exhibit hall experience and networking with peers across all disciplines, the AO said.

More details will follow, and registration will open soon. A complete schedule is available at [osseo.org](http://osseo.org).

"We appreciate your patience as we work diligently to address questions and provide additional information to our planned participants and other guests. As always, please do not hesitate to reach out to us," said AO President Clark M. Stanford, DDS, PhD, MHA. "Thank you and be safe!"

AD



**2021**  
APRIL 14-17

**AACD**  
**ROCKIES** ESTHETIC  
REVOLUTION

*Save The Date* AACD 2021 Rockies Esthetic Revolution promises everything you love about AACD's scientific session

No matter who you are or where you are on your professional journey, **AACD 2021 Rockies will elevate your dentistry**, all under one roof, at the stunning Gaylord Rockies in beautiful Aurora, Co.

- Hands-on workshops
- Inspiring headline speakers
- Visionary clinical lectures from the industry's finest educators
- Sessions focusing on Accreditation and team-building
- Opportunities to climb higher as you further develop your personal network of revolutionary experts in cosmetic dentistry

**AACD** American Academy of Cosmetic Dentistry

