

today



A one-on-one with Dr. Miguel Stanley

The Portugal dentist shares how exocad helps him achieve high-quality care for his patients.

»page 4



Say goodbye to wrist pain and injury

Check out the ergonomic prophylaxis handpiece that is made with hygienists in mind.

»page 16



Get out and go see New York City

Want to check out the sights but not sure where to start? We have all the info to help you have fun.

»page 26

Good to be back

Attendees register for the 2021 Greater New York Dental Meeting. This year's show continues through Wednesday. (Photo/ today Staff File Photo)



By Aaron Rothkopf, today Staff

■ Come take another bite out of the Big Apple here at the 98th Annual Greater New York Dental Meeting!

Billed as one of the largest dental meetings in the world, join more than 25,000 dental professionals for a wide variety of full and half-day seminars, hands-on workshops, aisles of exhibitors showcasing the latest technology and devices in the field of dentistry and a chance to mingle with peers at various social events.

The GNYDM will once again showcase the World Implant Expo, Annual Global Orthodontic Conference, 3D Printing Conference, Oral Health Symposium, Pediatric Summit, Women's Program, Public Health Program, Spe-

*see BACK, page 2

AD

Visit us at GNY Booth #3200

CURAPROX

BE YOU WITH HYDROSONIC PRO

AD

Bold. Sleek. Lustrous.

Dentistry just got a whole lot sexier.

LARES RESEARCH Precision Performance

Learn more and claim your mystery swag at Booth # 4000 laresdental.com

BACK *“from page 1*

cial Needs Courses and Dental Laboratory Education. With more than 600 exhibitors, there is something for any kind of dental profession.

This year's event returns to the Jacob K. Javits Convention Center and will house more than 1,600 technical exhibits, where attendees can get hands-on experience with the newest technology.

An international business center has been established to meet the needs of manufacturers interested in exporting their products. Also this year, a New Product and Technology Pavilion will be set up where companies can display their latest products.

Learning about new dental practices and procedures aren't the only benefits at this year's convention. This afternoon and Monday, you can

Here in New York

Keep yourself healthy by participating in a free health fair. Get screenings for the flu, pneumonia and shingles as well as vision and oral cancer screenings. To participate, head over to Education Hall A today between 10:30 a.m. and 5 p.m.

participate in a Free Health Fair. Get screenings for the flu, pneumonia and shingles as well as vision and oral cancer screenings. To participate, head over to Education Hall A between 10:30 a.m. and 5 p.m.

Some other seminars taking place throughout the convention include ones on sleep apnea, Botox and various cosmetic procedures in the field of dentistry

Don't forget about your continu-

ing education credits at this year's event. The C.E. Registry is located on the exhibit floor rear aisles Nos. 637 and 4627. Proof of attendance for continuing education certification is available for all scientific sessions. The number of C.E. hours is equal to the number of hours per course.

For those staying near the convention center, a complimentary shuttle bus will deliver attendees to and from the event from many hotels.

And since the GNYDM is taking place in the city that never sleeps, you might want to take advantage of all that the Big Apple has to offer, including the lighting of the Rockefeller Christmas Tree, which takes place on the last day of the conference.

For more information on these events or any other part of the GNYDM annual meeting, visit www.gnydm.com.

AD

BE PROUD OF YOUR MOUTH

Good oral health leads to a lifetime of smiles

GET INVOLVED
worldoralhealthday.org

World Oral Health Day
20 March

fdi
FDI World Dental Federation

Global Partners:

@worldoralhealthday #MouthProud #WOHD23

today About the Publisher

Tribune America, LLC
118-35 Queens Blvd., Ste. 400
Forest Hills, N.Y. 11375
Phone: (212) 244-7181
E-mail: info@dental-tribune.com
www.dental-tribune.com

Publisher & Chairman
Torsten Oemus
t.oemus@dental-tribune.com

President/Chief Executive Officer
Eric Seid
e.seid@dental-tribune.com

Group Editor
Kristine Colker
k.colker@dental-tribune.com

Managing Editor
Aaron Rothkopf
a.rothkopf@dental-tribune.com

Product/Account Manager
Humberto Estrada
h.estrada@dental-tribune.com

Product/Account Manager
Maria Kaiser
m.kaiser@dental-tribune.com

Client Relations Coordinator
Lee Colquhoun
l.colquhoun@dental-tribune.com

Accounting Department
Nirmala Singh
n.singh@dental-tribune.com

Published by Tribune America
© 2022 Tribune America, LLC
All rights reserved.

dti Dental
Tribune
International

today Greater New York Dental Meeting Show Dailies Vol. 17 appear during the Greater New York Dental Meeting in New York City, Nov. 27 to Nov. 30, 2022.

Tribune America makes every effort to report clinical information and manufacturers' product news accurately, but cannot assume responsibility for the validity of product claims, or for typographical errors. The publishers also do not assume responsibility for product names or claims, or statements made by advertisers.

Opinions expressed by authors are their own and may not reflect those of Tribune America or Dental Tribune International.

Simple One-Button Success

See. Show. Treat. Repeat.

Enable every operator with easy-to-use intraoral cameras by MouthWatch.

Only **\$269** per camera when buying 2 or more.

Visit us at booth #3122



mouthwatch.com

877.544.4342



‘The beauty of exocad is that it’s a universal open platform’

An interview with Dr. Miguel Stanley of Portugal

By Franziska Beier, Dental Tribune International

■ At exocad Insights 2022, Dental Tribune International sat down with Dr Miguel Stanley, who is a passionate advocate for high-quality dental care and the clinical director of the White Clinic in Lisbon, Portugal. In this interview, he shares how exocad supports him in treating his patients with personalized solutions and how the open exocad software ultimately supports beginners and advanced practitioners in improving patient care.

Dr. Stanley, to what extent do you use exocad solutions in your daily workflows?

We started working with exocad in 2017/18. We didn’t have a laboratory per se and only started working with exocad when we acquired an in-office milling machine. With this, we started gradually making small crowns and learning to use the technology, because integrating a new technology or software in the clinic requires new staff and keeping those people happy and trained. You have to slowly integrate new solutions into a team and understand and find the ideal workflow.

Today, we do everything digitally, having a fully integrated in-house laboratory. We have two milling machines, three exocad stations, tabletop scanners and several furnaces. The only thing we don’t fabricate in the clinic is large metal structures, but mostly because we have phased out metal almost completely.

We produce zirconia, lithium disilicate and nanohybrid composite dentures, zirconia abutments, surgical guides, impression trays, the whole gamut. We are very happy with the software.

Do you use exoplan for your implant treatments?

We actually want to get more involved with it based on a lecture that I saw at exocad Insights. It seems like exoplan just did a massive leap into simplifying and reverse-engineering the



• Dr. Miguel Stanley at exocad Insights 2022 in Palma de Mallorca in Spain. (Photo/Provided by exocad)

whole process, including the dental design.

As an implant surgeon, I’ve always believed that implants should be placed in function of the prostheses. Having a surgical guide that does optimal placement for the later prostheses – which exoplan can do – is very clever. The system that I’m currently working with has its own implant guided system. We’ve been pretty much very fluidly outsourcing that.

And what about Smile Creator?

We use this a lot; I would say that we use it for 100 percent of our full-arch cases. I couldn’t imagine beginning a major reconstruction without it. It offers so many possibilities. Sometimes, we scan a family member of the patient in order to use his or her smile as a donator, which is really cool.

We even had one case of a patient who was in transition, gender-wise, and we had designed masculine shaped teeth for the patient because at first we weren’t aware of the transition. After we had found out, we used the software to give the patient more feminine shaped teeth.

Moreover, the shape and angulation of the teeth can be directly correlated to the patient’s character, for example triangular or square or rectangular teeth. Without exocad, there is only the archaic technique of a dental technician fabricating the teeth by hand in a lab. That is still happening today.

Most dental technicians have their signature shape. What happens is that

Here in New York

To learn more about exocad and its products, stop by booth No. 2003.

patients receive a shape that looks beautiful, but it’s not their shape. For example, if the patient is organised, structured and methodical but gets teeth of a triangular shape, which is more extroverted, more dynamic, she or he will have a smile that isn’t hers or his. Even though everybody’s saying it’s fantastic and it looks okay, it doesn’t feel right for the patient. I call this depression induced by poor design.

Let’s take Johnny Depp as an example, because he was the first method actor who changed his tooth shape for every major role he took on, be it Willy Wonka in “Charlie and the Chocolate Factory” or Captain Jack Sparrow in “Pirates of the Caribbean.” These tooth shapes were central to him being in character, something Hollywood understood early on. That is why exocad is really cool: its smile design software allows you to test not just esthetics but an emotional connection to the tooth shape.

This sounds really interesting. So, what would you say is your favorite exocad product? Is it Smile Creator?

Actually, the greatest product is the people. I really do mean it, because I don’t just like a product and I don’t just like a service; I like the people behind that product and that service.

There are some companies that suffer from corporate arrogance. I’ve been doing this for long enough to know that if you’re not an important person you don’t get good service. The thing about exocad is that it’s an open platform. Tillmann [Steinbrecher, CEO and co-founder of exocad] had the vision of creating something that was ubiquitous and fair and democratic, so exocad is a tool for everybody.

What would you tell dentists or dental technicians who are still struggling to enter digital dentistry or go fully digital, and can you share some examples of how your work has improved by using digital workflows?

The thing about going digital is that you can’t just think about it. You actually have to do it. The beauty of exocad is that it’s a universal open platform for the beginner or advanced practitioner. It can be tailored to how you want to practice. If you don’t want to buy it, then find a planning laboratory, for example, and pay the lab to do the design for you.

However, you need to get your physical impression digital, for which you have to get or rent an intraoral scanner. Once that impression has been scanned, then you’re a digital dentist. You don’t have to own the machines; you can partner with people who do.

If there’s any issues with the final product, the reason is your impression. In the past, you could have blamed the laboratory, but you can’t blame exocad. The restoration will be fabricated precisely unless the milling machine is broken or the printer is terrible. However, the design, which is based on that STL file, is accurate.

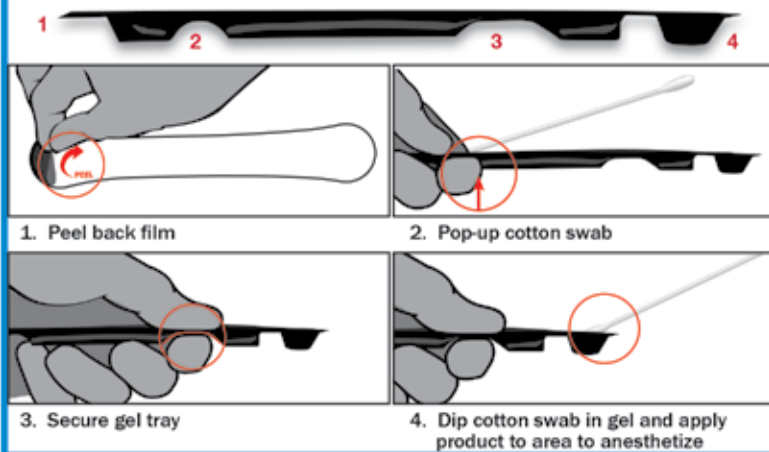
Even at my clinic, we don’t always take the best impression because maybe we are treating a difficult patient. If that impression goes into exocad and has an issue, it is flagged straight away. We know we have to go back and take a new impression; there’s no discussion.

With analogue dentistry, however, sometimes you can fake it: you might make a bad crown and get away with it. Inevitably, the digital industry is improving the quality of patient care because you can’t hide your defects any more. It is a great equaliser. So, I think that if you’re a bad dentist, you might want to stay away from exocad [laughs].

KEEP YOUR PRACTICE & PATIENTS SAFE!



DIRECTIONS



HurriCaine® Topical Anesthetic Gel is now available in a unit dose form which eliminates cross-contamination. HurriCaine Unit Dose Topical Anesthetic Gel is designed to provide fast, temporary relief of occasional irritation and pain associated with, sore mouth and throat, canker sores, irritation from dentures or orthodontic appliances and other dental procedures. Available in five flavors Original Wild Cherry, Piña Colada, Fresh Mint, Watermelon, and Strawberry.

Benefits:

- Individually wrapped
- Unit dose convenience
- Eliminates cross-contamination
- Fast onset – within 30 seconds

ORDERING INFORMATION

HurriCaine Unit Dose Topical Anesthetic Gel - Original Wild Cherry - 60 ct.....	NDC 0283-0871-59
HurriCaine Unit Dose Topical Anesthetic Gel - Piña Colada - 60 ct.....	NDC 0283-0886-59
HurriCaine Unit Dose Topical Anesthetic Gel - Fresh Mint - 60 ct.	NDC 0283-0998-59
HurriCaine Unit Dose Topical Anesthetic Gel - Watermelon - 60 ct.	NDC 0283-0293-59
HurriCaine Unit Dose Topical Anesthetic Gel - Strawberry - 60 ct.....	NDC 0283-1016-59



Beutlich® Pharmaceuticals, LLC is excited to introduce HurriCaine® Topical Anesthetic Prefilled Unit Dose Gel in Syringe form! This specially formulated gel allows for easy dispensing prior to root planing and scaling or full mouth debridement allowing you to deliver product right where it is needed. Flexible but firm plastic irrigation tips enable effective sub-gingival application of HurriCaine Topical Anesthetic Gel and are gentle to soft tissue. Each package contains 4 x 1.5 g prefilled syringes and 4 dispensing tips.

FEATURES

BENEFITS

Fast onset	Works within 30 seconds
Short duration	15-30 minutes
Flexible but firm plastic irrigation tips	Accepted well by patients • Needleless pain-free delivery
Original Wild Cherry and Piña Colada flavors	Pleasant tasting

ORDERING INFORMATION

HurriCaine Topical Anesthetic Gel - Original Wild Cherry - Syringe.....	NDC #0283-0520-34
HurriCaine Topical Anesthetic Gel - Piña Colada - Syringe.....	NDC #0283-1820-34

STOP BY BOOTH #2812 TO LEARN MORE ABOUT OUR UNIT DOSE OPTIONS!



To place an order or for more information, please contact your local sales representative or call us at 1-800-238-8542, M-F: 8:00 a.m. - 4:30 p.m. ET. www.beutlich.com

HurriCaine is a registered trademark of Beutlich® Pharmaceuticals, LLC.

UDGSA 909 0622

Post-pandemic opportunities for offices preparing for a fresh start

Stop by the Genoray booth, No. 2822, for its best-selling panoramic device, the Papaya, with its new software and a Microsoft Surface Pro 8 package

By Genoray Staff

■ During the pandemic, dental clinics that focused on in-person care experienced a terrible depression. Despite now being called post-pandemic, interest loan rates remain high, and low loan approval rates are only making it harder to re-open doors.

Genoray, a Korean manufacturing company that possesses in-house core manufacturing technology, would like to go through these difficult times together. Pairing the newly developed software, Theia, with a wireless network will allow for patient images to be viewed anywhere in the clinic.

Genoray would like to offer the Microsoft Surface Pro 8 as a package at a special price directly from the manufacturer.

Compact and slim

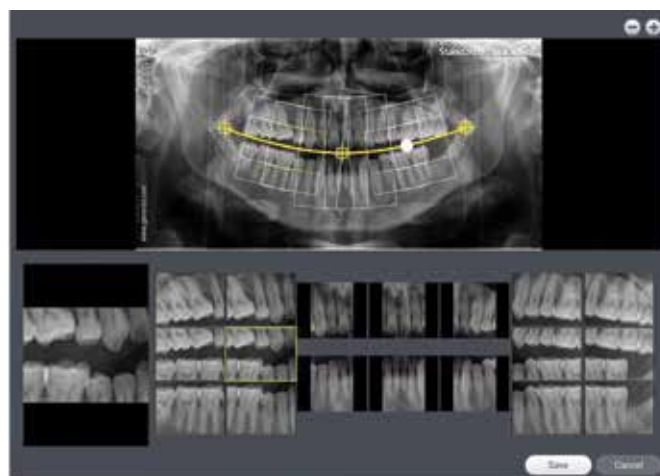
Panoramic equipment is a necessity, but is space a problem? Afraid of damage to the floor because of anchors? Need to check the stud in the inner walls? In the case of Genoray's Papaya, all these problems are solved through perfect balance.

In addition to the industry's best minimum space requirements, the Papaya can be installed and scanning in less than 30 minutes without affixing anything to a wall or the floor.

The self-made CMOS panoramic sensor has a laser guidance system for more accurate positioning, can extract multiple layers in a single shot, and the selectable multi focus function delivers crisper images for more details, according to the company.

Besides the standard panoramic function, the high-quality images that are produced can be utilized with a convenient dental crop function that allows a single panoramic shot to be extracted to 18 FMX.

In many clinics, bitewing images are difficult to shoot because of the sensor size or the patient's oral structure, but the Papaya's advanced bite-wing mode allows you to take precise diagnostic images. The Theia function can also be changed to the FMX mount for easier insurance claims.



• With the Papaya, high-quality images that are produced can be utilized with a convenient dental crop function that allows a single panoramic shot to be extracted to 18 FMX. (Photos/Provided by Genoray)



• The Papaya comes with the newly developed software, Theia.



• The Papaya by Genoray can be up and running within 30 minutes and doesn't require affixing anything to a wall or the floor.

Here in New York

To learn more about Genoray's panoramic device, the Papaya, along with the Theia software and the Microsoft Surface Pro 8 package, stop by the booth, No. 2822.

In addition to these features, Theia is a complete DICOM image viewer system that can connect with different kinds of modalities, such as IO, PX, CX, DC and even CT. So, it shouldn't be a surprise that Theia has various report exports, a real-time filter, an interactive layout view and various annotation tools.

The Microsoft Surface Pro 8 offered in this promotion is set up with the Theia server system to recall patient images from any room with wireless networking in the practice. Whether it's the front desk, operator or the patient consultation room, you'll have a true digital workflow.

Final thoughts

The opportunity to buy this package at a direct sales price straight from manufacturer comes at a time when many companies are raising the price of their products because of raw material shortages. Genoray would like to lend a helping hand during these tough times and offer a direct sale price of \$16,900.

SECONDARY DECAY IS THE MAIN REASON FOR THE REPLACEMENT OF RESTORATIONS¹

LOWER YOUR OVERHEAD WITH SHOFU! HIGH QUALITY PRODUCTS AT THE BEST PRICE!

ELIMINATE SECONDARY DECAY USING SHOFU'S CLINICALLY PROVEN BIOACTIVE GIOMER RESTORATIVES!

 **Anti-Bacterial Protection**

 **Prevents Secondary Decay****

 **Acid Neutralization**

 **Up to 30% Savings Over Other Brands**

**8-Year independent clinical study recorded 100% retention rate, no secondary caries, failures, or postoperative sensitivity.

Minimal bacterial colonization



Bioactive Giomer Technology[®]

Advanced bacterial colonization



Conventional Composites



Beautiful Flow Plus
Howard Glazer, DDS



Beautiful II LS
Jeffrey W Horowitz, DMD, FAGD, DASBA



GET A FREE SAMPLE!* VISIT US AT BOOTH 4407

Universal Composite



Beautiful II
Value-Priced, Smooth Handling

Flowable Composite



Beautiful Flow Plus
Value-Priced, All Indications

Self-Adhesive Flowable



Beautiful Kids SA
Great for Restless Children

Sealant



BeautiSealant
Eliminates Acid Etching



Beautiful II LS
Premium, Firm Handling



Beautiful Flow Plus X
All Indications, Effortless Polishing

Gingival Composite



Beautiful II Gingiva
Restore Gingiva without Surgery

Resin Cement



BeautiCem
Self-Etch, Self-Adhesive, Dual Cure



**BIOACTIVE.
GIOMER TECHNOLOGY.
THE BETTER CHOICE.**

Visit shofu.com
Call 800.827.4638



Shofu Dental Corporation San Marcos CA 92078

¹Mjor IA, Moorhead JE, Dahl JE. Reasons for replacement of restorations in permanent teeth in general dental practice. Int Dent J. 2000 Dec;50(6):361-6. doi: 10.1111/j.1875-595x.2000.tb00569.x. PMID: 11197194.
²Asahi University School of Dentistry *One product sample per office. While supplies last.

Medit makes Mac users smile

By Medit Staff

■ Medit intraoral scanners are officially the first and only in the world to be compatible with Apple Mac computers.

Macbooks are known for their long battery life and enable all-day scanning without having to be plugged into the wall for power. The benefits of using a Mac include minimal heat and fan noise, zero wait time and full utilization of the Apple ecosystem.

Medit continues to transform the intraoral scanner market, and opening up to Mac users has the potential to be yet another market-altering step, according to the company.

A message from the Mac-loving chief technology officer

Dear all Medit users,

As a long-time fanboy of Mac, I've always dreamt of using Medit scanners with Mac computers. I also observed the inconvenience of many Mac-using dentist lecturers having to separately carry heavy Windows PCs for their



• Medit scanners are now compatible with Macs. (Photo/Provided by Medit)

scanning and CAD workflows, and continuously received requests for Mac compatibility from them. When Apple introduced the M1 Pro and its M1-equipped products, I became sure that I could bring my long-time dream into reality.

Until now, all intraoral scanners have been heavily dependent on high-performance PCs. Without using a dedicated cart solution that is hard to upgrade, users had to get used to the various problems brought by hardware fragmentation and the inconveniences of overheating, fan noise and

power cables that inevitably accompany high-performance PCs.

Now, the combination of a Macbook and a Medit scanner frees users from the problems and supports all-day, high-performance scanning with just a USB-C cable. High-performance scanning is easily supported even on the basic MacBook Air M1.

To realize this dream, Medit's team of leading developers reorganized all of Medit's software architecture and codebase over the past year. Extreme optimization of algorithms and software was required to ensure excellent

Here in New York

To learn about the Medit scanners, and their compatibility with Macs and PCs, stop by the booth, No. 1625.


scanning performance on even Macs with minimum specs.

With the release of Medit Link v3.0, we now have a system in which we can simultaneously release Windows and Mac versions of Medit Link and Medit Apps. In addition to just scanning on Macs, Medit Apps support various CAD workflows, and the scope will only increase with time.

We want to share the wonderful experience provided by the seamless user experience of the Mac and the Apple ecosystem combined with the Medit intraoral scanner and the Medit Link cloud platform – connected by just one USB-C cable.

Regards,
Michael Lee, Medit chief technology officer

AD



Academy of Osseointegration
2023 Annual Meeting

PHOENIX

Be in the Know

March 16 – 18, 2023



This meeting will feature three days of cutting-edge technology, proven techniques and the latest scientific research through didactic presentations and hands on workshops.

SAVE THE DATE!

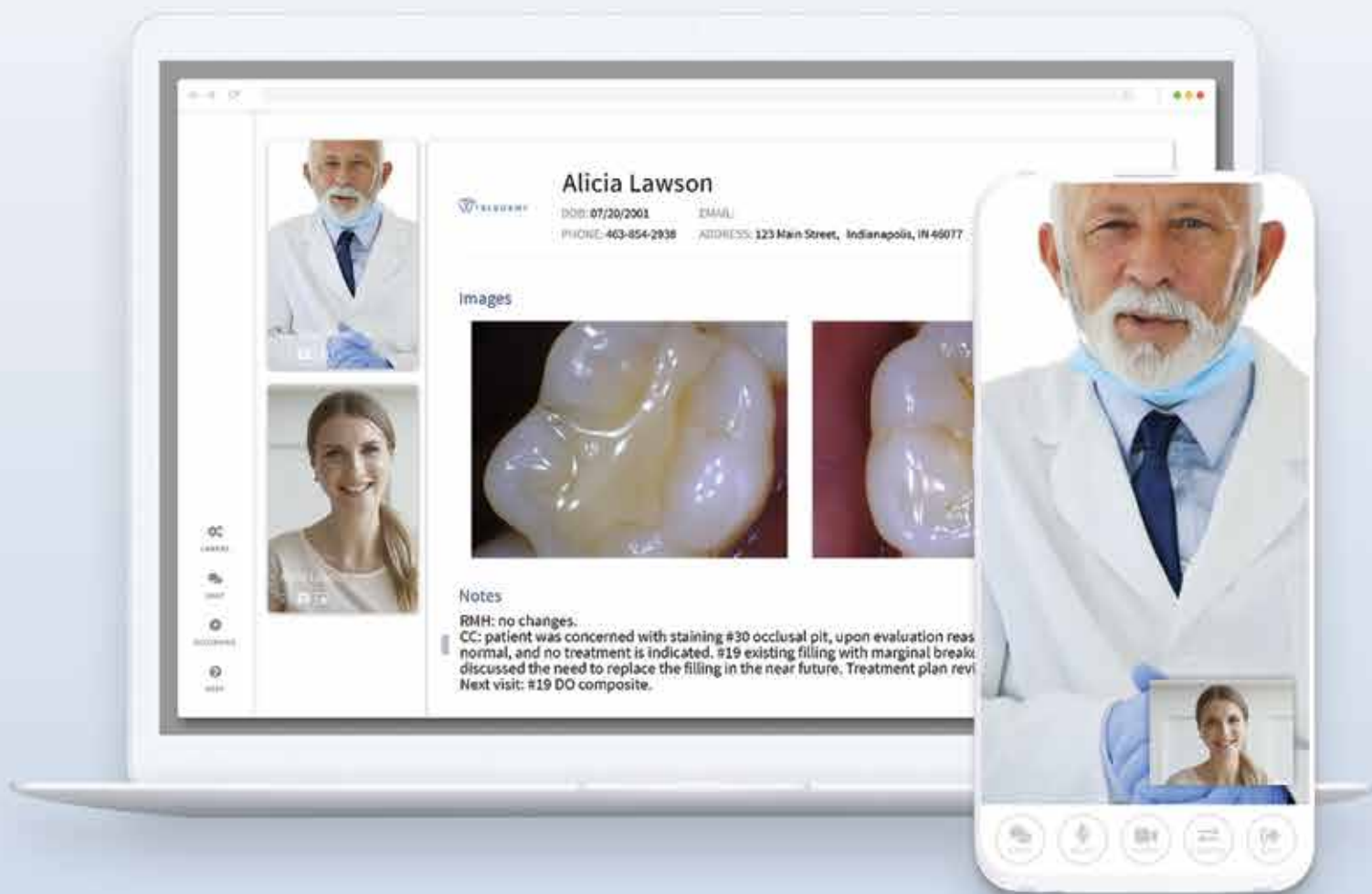


osseio.org



Save Your Chair Time for Treatment

Shifting post-op to virtual adds patient convenience and saves chair time for treatment. Learn more about the benefits of teledentistry with TeleDent by MouthWatch: mouthwatch.com/talk



877.544.4342 Visit us at booth #3122