

ORTHO PRODUCTS GALORE

AAO exhibit hall features variety of products and services, such as brackets, cameras and more.

► page 6

**VALO GOES WIRELESS**

Opal Orthodontics' popular curing light now offers a new cordless option.

► page 7

**DOLPHIN'S NEWEST SOLUTION**

AnywhereDolphin Apps allows orthodontists to run all their Dolphin software from the 'cloud.'

► page 10



Special treats await



Attendees of the 12th American Association of Orthodontists' Annual Meeting head Saturday into the Honolulu Convention Center.

Photo/Sierra Rendon, Ortho Tribune

By Sierra Rendon, Ortho Tribune

You might be tempted to just get your C.E. credits and hightail it to the beach each day, but skipping out on the American Association of Orthodontists' exhibit hall would be a big mistake.

More than 300 companies have brought their newest, most popular and most innovative products and services to this week's show in Honolulu, and many have special discounts and pricing you won't find anywhere else.

There are activities, drawings, freebies and more awaiting you each day in the exhibit hall from 8 a.m. to 3:30 p.m., which still leaves you plenty of time in the afternoon and evening to enjoy your time in Hawaii.

Here's just a sampling of the activities and things to see and do when you're checking out the exhibit hall:

- Ortho Organizers, an annual session sponsor who's been exhibiting at AAO for 30 years, offers an opportunity to win a surfboard at its booth (No. 1227) simply by guessing how many Carriere Distalizer Appliances are in the jar. You'll get a free beach bag, and be entered to win the surfboard.

► See TREATS, page 2

Multidisciplinary assessment of ortho treatment outcomes for the adult mutilated dentition

By Katie E. Miettunen, DDS, MS, and Orhan C. Tuncay, DMD

Abstract

Guidelines to evaluate adult orthodontic treatment outcomes do not exist. In this study, orthodontists, periodontists and restorative dentists examined the pre- and post-treatment records of 10 adult mutilated dentition orthodontic patients. Study design employed both

quantitative and qualitative research methods.

Two questionnaires were used to collect the data. The first was a visual analogue scale (VAS) to assess the overall result, occlusion, periodontal health, restorability, case difficulty and the degree of influence of American Board of Orthodontics (ABO) standards in participants' judgment.

The second questionnaire asked open-ended questions related to orthodontic

treatment outcome. The study results were: 1) periodontists and restorative dentists rated treatment results higher than orthodontists, 2) all specialists rate preferred orthodontic outcomes in the following order of importance: esthetics, occlusion, restorability, periodontal health and stability.

Background

In the absence of adult treatment guidelines, judgment of adult treatment out-

comes is prejudiced by adolescent treatment guidelines of the American Board of Orthodontics (ABO). The Objective Grading System (OGS) used by the ABO relies on anatomical landmarks such as incisal edges, cusp tips, marginal ridges, etc.¹ These landmarks are not easily identified in an adult dentition that exhibits worn incisal edges and cusp tips, restorations and/or missing teeth.²⁻⁵

► See DENTITION, page 4

Make your way through the exhibit hall this week to seek out the services of the 300 exhibiting companies, and you're likely to collect an array of generous samples and freebies along the way.



← TREATS, Page 1

- It'll feel like you're at the beach when you stop by the OrthoBanc booth (No. 435), which features one of the most unique booth spaces you have ever seen — complete with pseudo-sand flooring, a tiki hut and traditional beach smells. Stop by and have a smoothie and enter a \$100 drawing by registering to attend an OrthoBanc event.

- Stop by the Solomon Orthodontic Systems booth (No. 332) to have your picture taken with "Smeethy." The staff will e-mail you a copy of the picture, and you can talk to them about innovative solutions and creative products for your practice.

- At the tops Software booth (No. 417), you can pick up some cool pins with self-affirming statements such as, "I Rock," and "Sexy and I Know It" as well as a hot-pink tote bag. While you're there, learn about topsOrtho, the Mac-based practice management and imaging system.

- SorrisoOrtho is the first app created

for the iPhone and iPad with the sole objective of enhancing the orthodontic experience. Download the app, and stop by the company's booth (No. 555), and you'll be entered to win a free iPad. You can also get an iTouch by signing up your practice with SorrisoOrtho.

- Do you need some extra brain power for your practice? Stop by the MME Consulting booth (No. 649), where the company provides technology planning and integration for orthodontists. (You can also pick up a squishy toy brain while you're there.)

- Visit the Crest Oral-B, booth No. 1307, where you can receive a sample of the OrthoEssentials bag, which includes PRO-HEALTH System products. You'll find additional booth incentives with purchase, such as big savings.

- Dr. Fresh (booth No. 1557) has all the coolest handout products, such as Angry Birds and Hello Kitty toothbrushes. You'll especially want to check out its Orthodontic Travel Bottle Kit, which includes a toothbrush, mirror, timer, floss, proxy brush and wax, and the pediatric

product box, which includes a V-Trim toothbrush, travel toothbrush, floss, mirror, floss threaders, proxy brush case, mint wax and a two-minute timer.

- If you've brought your children to check out the AAO this year, you're sure to find yourself at the Kidzspace Interactive booth (No. 1941), where they can play some of the newest video games available for office waiting rooms. While you're there, enter the free drawing to win an Xbox 360 Kinect Game System.



Image courtesy of Dr. Earl Broker.

Corrections

Ortho Tribune strives to maintain the utmost accuracy in its news and clinical reports. If you find a factual error or content that requires clarification, please report the details to Managing Editor Sierra Rendon at s.rendon@dental-tribune.com.

Tell us what you think!

Do you have general comments or criticism you would like to share? Is there a particular topic you would like to see articles about in Ortho Tribune? Let us know by e-mailing feedback@dentaltribune.com. We look forward to hearing from you! If you would like to make any change to your subscription (name, address or to opt out) please send us an e-mail at database@dental-tribune.com and be sure to include which publication you are referring to. Also, please note that subscription changes can take up to 6 weeks to process.

ORTHO TRIBUNE

PUBLISHER & CHAIRMAN

Torsten Oemus t.oemus@dental-tribune.com

CHIEF OPERATING OFFICER

Eric Seid e.seid@dental-tribune.com

GROUP EDITOR

Robin Goodman r.goodman@dental-tribune.com

EDITOR IN CHIEF ORTHO TRIBUNE

Prof. Dennis Tartakow
d.tartakow@dental-tribune.com

INTERNATIONAL EDITOR ORTHO TRIBUNE

Dr. Reiner Oemus r.oemus@dental-tribune.com

MANAGING EDITOR SHOW DAILIES

Kristine Colker k.colker@dental-tribune.com

MANAGING EDITOR ORTHO TRIBUNE

Sierra Rendon s.rendon@dental-tribune.com

MANAGING EDITOR

Fred Michmershuizen
fmichmershuizen@dental-tribune.com

MANAGING EDITOR

Robert Selleck, r.selleck@dental-tribune.com

ACCOUNT MANAGER

Gina Davison g.davison@dental-tribune.com

ACCOUNT MANAGER

Humberto Estrada h.estrada@dental-tribune.com

MARKETING MANAGER

Anna Kataoka-Wlodarczyk
a.wlodarczyk@dental-tribune.com

MARKETING & SALES ASSISTANT

Lorrie Young l.young@dental-tribune.com

C.E. DIRECTOR

Christiane Ferret
c.ferret@dstudyclub.com

Dental Tribune America, LLC
116 West 23rd Street, Suite 500
New York, NY 10011
Phone (212) 244-7181
Fax (212) 244-7185

Published by Dental Tribune America
© 2012 Dental Tribune America, LLC
All rights reserved.

Dental Tribune strives to maintain the utmost accuracy in its news and clinical reports. If you find a factual error or content that requires clarification, please contact Managing Editor Sierra Rendon at s.rendon@dental-tribune.com.

Dental Tribune cannot assume responsibility for the validity of product claims or for typographical errors. The publisher also does not assume responsibility for product names or statements made by advertisers. Opinions expressed by authors are their own and may not reflect those of Dental Tribune America.

EDITORIAL BOARD

Jay Bowman, DMD, MSD (*Journalism & Education*)
Robert Boyd, DDS, MEd (*Periodontics & Education*)
Earl Broker, DDS (*T.M.D. & Orofacial Pain*)
Tarek El-Bialy, BDS, MS, MS, PhD
(*Research, Bioengineering & Education*)
Donald Giddon, DMD, PhD (*Psychology & Education*)
Donald Machen, DMD, MSD, MD, ID, MBA
(*Medicine, Law & Business*)
James Mah, DDS, MSc, MRCD, DMSc
(*Craniofacial Imaging & Education*)
Richard Masella, DMD (*Education*)
Malcolm Meister, DDS, MSM, JD (*Law & Education*)
Harold Middleberg, DDS (*Practice Management*)
Elliott Moskowitz, DDS, MSd (*Journalism & Education*)
James Mulick, DDS, MSD
(*Craniofacial Research & Education*)
Ravindra Nanda, BDS, MDS, PhD
(*Biomechanics & Education*)
Edward O'Neil, MD (*Internal Medicine*)
Donald Picard, DDS, MS (*Accounting*)
Howard Sacks, DMD (*Orthodontics*)
Glenn Sameshima, DDS, PhD (*Research & Education*)
Daniel Sarya, DDS, MPH (*Public Health*)
Keith Sherwood, DDS (*Oral Surgery*)
James Souers, DDS (*Orthodontics*)
Gregg Tartakow, DMD (*Orthodontics*) & Ortho
Tribune Associate Editor

AD

ORTHOVOICE®

Vegas Orthodontic International Conference & Exposition

Explore, Engage, Experience

LAS VEGAS OCT. 11-13 2012

visit orthovoice.com

Member Publication

AADE

American Association
of Dental Editors

Here at the AAO: What to know

What

American Association of Orthodontists' 112th Annual Session

When

Today through Tuesday

Where

Hawaii Convention Center, 1801 Kalakaua Ave., Honolulu

Online

www.aomembers.org/mtgs/2012-AAO-Annual-Session.cfm

Exhibit hall hours

The exhibit hall is located in Level 1 of the Honolulu Convention Center.

- 8 a.m.–3:30 p.m. today and Monday
- 8 a.m.–2 p.m. Tuesday

Table clinics

7:30 a.m.–2:30 p.m. today, Monday and Tuesday

Scientific posterboard exhibits

9-11 a.m. today

Attire

The official dress code of the AAO is "Aloha Wear," which includes aloha shirts, khakis and loafers for men and aloha shirts, khakis, skirts, city shorts, dresses, loafers and sandals for women.

C.E. Pavilion

While attending the AAO, record the lectures you attend and print your C.E. hours report at the C.E. Pavilion on the Level 3 Breezeway.

Shuttle schedule

The AAO shuttles will operate at 15-minute intervals in the mornings from 6 a.m. to 9 a.m. and late afternoons from 1 p.m. to 3:30 p.m.; and at 30-minute intervals during mid-day from 9 a.m. to 1 p.m. every day.

The following hotels will have shuttle service: Hilton Hawaiian Village, Courtyard, Doubletree, Embassy Suites, Hilton Waikiki Beach, Hyatt Regency, Moana Surfrider, Royal Hawaiian, Sheraton Princess, Sheraton Waikiki and Waikiki Beach Marriott.

Please refer to the shuttle signage, which will be posted in each shuttle hotel, for hours of operation and special event details. Routing and pickup locations are subject to change.

Camp AAO

Children 6 months to 12 years old are welcome to participate in the Camp AAO on-site program. The activity center will be located at the Hawaii Convention Center, Room 321, and will be open daily.

Children ages 6 to 17 have the opportunity to participate in educational youth tours as well. The tours depart and return to the on-site activity center each day.

Those children participating in tours also have the option to sign up for hourly on-site attendance prior to and following the tour. An hourly rate will apply. The youth tour program will include visits to Waikiki Aquarium, Honolulu Zoo, Bishop Museum, Dole Pineapple Plantation and the Hawaii Children's Discovery Center.

Camp AAO activity center hours are from 6:30 a.m.–3 p.m. daily. Youth tour hours are 9 a.m.–12:30 p.m. daily.

For more information, visit www.accentregister.com/register/campAAO12 or call (504) 524-0188.

Professional lecture recordings

Most of the lectures presented at this conference will be audio recorded and available as a package set on a DVD ROM in MP3 format. Most of these recorded lectures will also include the speaker's screen presentation as an integrated synchronized file.

On-site orders will be available for \$158 (includes shipping).



The Hawaii Convention Center at night. Photo/Hawaii Tourism Authority, Chuck Painter

Giving back

Annual session attendees will have an opportunity to "give back" to the Honolulu community by aiding hungry residents of Oahu. The annual session "Vir-

tual Food Bank" kiosk on Level 2 of the Convention Center will accept contributions and provide receipts for donations. All funds contributed will go to a local food bank.

Many adults have poorly aligned teeth and would like orthodontic treatment. The majority of these patients do not want to wear braces.

For over 20 years Myofunctional Research Co. (MRC) have developed orthodontic appliances to improve the dental and facial development of children, using myofunctional orthodontic techniques.

Due to increasing demand, the all new MYOBACE for Adults™ appliance system has been created. This is designed to correct orthodontic problems by assisting the treatment of the myofunctional causes and simultaneously aligning the teeth.

How it Works

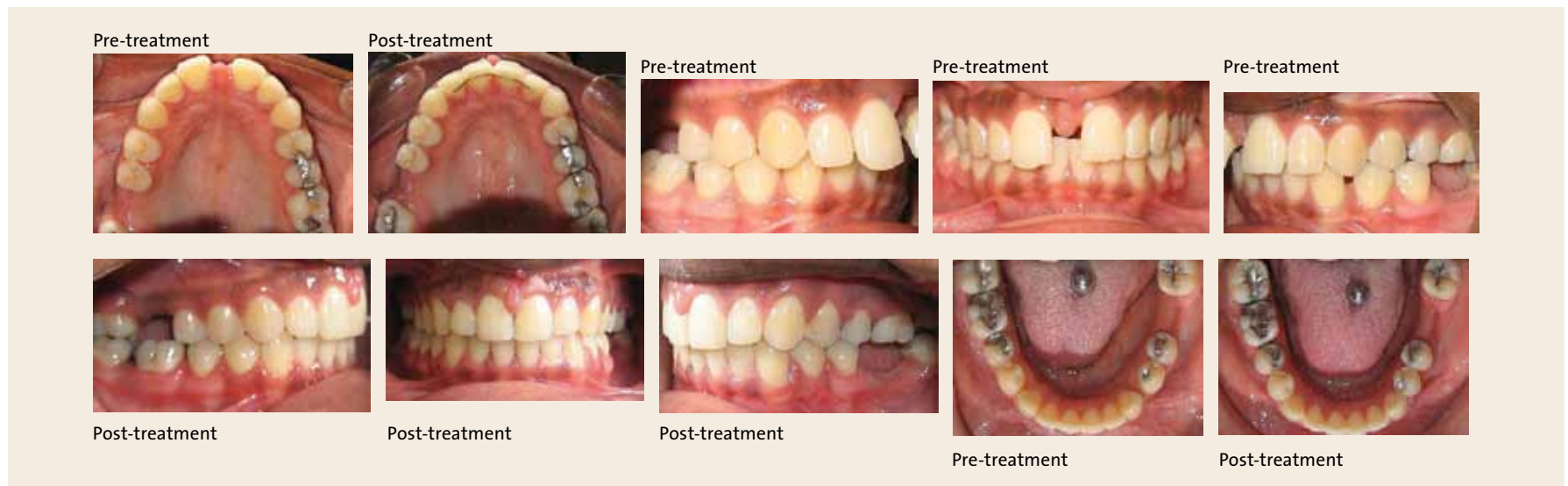
- The appliances are made in the ideal arch form to assist in the correction of natural arch development by applying light forces to the anterior teeth.
- The extended lip bumper retrains overactive perioral musculature assisting lower anterior tooth alignment.
- The tongue tag trains the correct tongue position which indirectly expands the maxillary arch form.



Attend an MRC educational program where you can learn how to effectively incorporate these appliances into your practice.

Phone 1866 550 4696 www.myoresearch.com/courses

MYOFUNCTIONAL RESEARCH CO.
www.myoresearch.com
MRC Grow with us



Case No. 1. Photos/Provided by Katie Miettunen, DDS, MS

◀ DENTITION, Page 1

Moreover, patients with a mutilated dentition often have interproximal bone loss and uneven wear on posterior teeth, which may require the orthodontist to level the bone and reshape teeth to maintain occlusal contacts.⁶

Of those adults seeking orthodontic treatment, only about 30 percent require orthodontic treatment alone, 45 percent require the service of another dental specialist and 25 percent require the services of multiple dental specialists.⁷

The aims of this qualitative and quantitative investigation were:

- To determine if orthodontic treatment outcomes are evaluated consistently by individual examiners of different specialties.

- To determine which factors are considered most important by practicing orthodontists, periodontists and restorative dentists for the evaluation of the quality of adult orthodontic treatment outcomes of patients with a mutilated dentition.

Subject selection

Following IRB approval, the subjects were selected from the existing records of consecutively treated patients who finished treatment at Temple University in the department of orthodontics within the last three years. Inclusion criteria for the patients were:

- 18 years of age or older.
- Two or more missing teeth.
- No active periodontitis.
- Good cooperation during treatment.

Examiner selection

The evaluators selected were dental aca-

demics at Temple University with demonstrated excellence in their field. They also had credentials in research and publication. Nine orthodontic faculty members, three periodontology faculty members and three faculty members from the restorative dentistry department served as evaluators.

First, the evaluators rated the outcome on a continuous visual analogue scale (VAS). The orthodontic evaluators were additionally asked if they based their judgment on ABO standards or by what is reasonably achievable for the patient.

A second round of data collection was designed to obtain qualitative data from all evaluators through the use of an open-ended questionnaire.

Data analysis

This study was designed to collect both quantitative and qualitative data. The consistency among individual evaluators was evaluated. Judgment of final outcome of orthodontic treatment involves an esthetic component that is subjective in nature. The open-ended questions offered insight into the factors deemed most important to assess the outcome of orthodontic treatment.

Results

Consistency was noted among individual examiners, but each group showed unique priorities of weighing specific factors related to treatment outcome.

- Orthodontists were more critical than periodontists and restorative dentists to judge the overall result and post-treatment occlusion.

- Periodontists were the most critical group to evaluate the post-treatment

periodontal condition.

- When rating restorability, on average the restorative dentists gave the highest rating indicating a high level of confidence in case restorability.

- Orthodontists and periodontists were more critical when rating long-term stability of orthodontic treatment compared to restorative dentists.

- Periodontists and restorative dentists were less critical when judging post-treatment occlusion.

- Orthodontists, periodontists and restorative dentists rated preferred orthodontic outcomes in the following order of importance: esthetics, occlusion, restorability, periodontal health and stability.

When judging treatment goals for the adult mutilated dentition, orthodontists tended to blend what is optimal as described by the ABO guidelines with what is reasonably achievable for the patient.

Conclusion

Orthodontists, periodontists and restorative dentists rate esthetics – a high-priority qualitative entity – as the most important factor to judge orthodontic treatment outcome. The OGS excludes this critical criterion. We are tempted to suggest the results of this study might serve as the foundation to develop adult orthodontic treatment guidelines.

References

1. Casco JS, Vaden JL, Kokich VG, Damone J, James RD, Cangialosi TJ, Bills ED. (1998). Objective grading system for dental casts and panoramic radiographs. *American Board of Orthodontics. Am J Orthod Dentofacial Orthop* 114(5), 589–599

2. Buttke TM, Proffit WR. (1999). Referring adult patients for orthodontic treatment. *JADA* (1939), 130(1), 73–79.
3. Goldstein MC. (1953). Adult orthodontics. *Am J Orthod Dentofacial Orthop*, 39(6), 400–424.
4. Proffit WR, Fields HW, Sarver DM. (2007). *Contemporary orthodontics*, 4th edition. St. Louis, Missouri: Mosby Elsevier
5. Shaughnessy TG. (1995). Implementing adjunctive orthodontic treatment *JADA* (1939), 126(5), 679–80, 683–684.
6. Mathews DP, Kokich VG. (1997). Managing treatment for the orthodontic patient with periodontal problems *Seminars in Orthodontics*, 3(1), 21–38.
7. Musich DR. (1986). Assessment and description of the treatment needs of adult patients evaluated for orthodontic therapy: Characteristics of the solo provider group. *Int J Adult Orthod Orthognathic Surg*. 1(1), 55–67.

About the authors



KATIE MIETTUNEN, DDS, MS, practices orthodontics in Champlin, Minn.

ORHAN C. TUNCAY, DMD, is the chairman and director of the graduate program of the department of orthodontics at Temple University. His long

career started in the Department of Biochemistry at the University of Pennsylvania School of Dental Medicine. Among his innumerable achievements, Tuncay is also known as the person who wrote the book on Invisalign.



Case No. 2.



Now you can have your Dolphin in the Cloud.

Introducing AnywhereDolphin Apps.

The new AnywhereDolphin Apps lets you run Dolphin Imaging and Dolphin Management software without the need of a physical server in your office. You now have the option to say goodbye to costly file server purchases and the fees associated with its complex configuration and ongoing maintenance. You run the latest version of Dolphin software, every time. We even perform the necessary, regular data backups for you. AnywhereDolphin Apps seamlessly supports multiple offices. It also runs under Windows or Mac operating systems. For more information, visit www.dolphinimaging.com/anywhere.



Runs on Windows or Mac

Visit us at Booth 627/727 at the 2012 AAO in Honolulu for a hands-on demo. Ask about our special show pricing!



AAOF
CORPORATE PARTNER

Microsoft Partner
Independent Software Vendor (ISV)



Dolphin
Imaging & Management Solutions
a Patterson Technology

Product scrapbook

Here is a look at some of the products you'll want to check out in the exhibit hall



The Canon Rebel T3i is the first Rebel model to include the ability to work with wireless flashes. This feature was previously reserved for higher end, professional cameras and allows the T3i to work with modern wireless macro flashes. Doing away with the flash power pack and cord results in a lighter, more balanced camera. The Rebel T3i is an 18-megapixel digital camera that features an articulating LCD screen and a 1080p HD video mode. PhotoMed offers two wireless flash options for the T3i as well as two traditional macro flashes and four macro lens options. Stop by the PhotoMed booth, No. 847, to learn more. Photo/Provided by PhotoMed



Ortho2's Edge delivers all-encompassing practice management, imaging and communication software. Edge features Cloud Computing, imaging, appointment reminders, patient-education animations and more. Discover a world of efficiency, profitability and innovation in your practice. Stop by Ortho2's booth (No. 2003) to learn more. Photo/Provided by Ortho2

The new PLANMECA ProMax® 3D Mid is a CBVT unit including 3-D imaging, panoramic, extraoral bitewing, cephalometric all-in-one machine that can accommodate all of your clinical needs. The PLANMECA ProMax 3D Mid provides an extended selection of 3-D volume sizes combined with traditional 2-D panoramic and cephalometric imaging, having the unique ability to meet all of your diagnostic needs including implantology, endodontics, periodontics, orthodontics, as well as dental and maxillofacial surgery and TMJ analysis. The volume sizes range from $\varnothing 3.4 \times 4.2$ cm to $\varnothing 16 \times 16$ cm. This wide selection of volume sizes allows for optimizing the imaging area, according to specific diagnostic task — always complying with the best practices of dentistry including the ALARA (as low as reasonably achievable) principle to minimize radiation. To learn more, stop by PLANMECA's booth, No. 637. Photo/Provided by PLANMECA



The NeoLucent Plus Ceramic Bracket delivers esthetics by blending with the natural tooth tone for a virtually invisible appearance. What's in the 'Plus'? A Crunch COAT™ Base for strong bonding and predictable debonding, plus it has a compatible in/out with the Maestro® Bracket. See the NeoLucent Plus Ceramic Bracket at Ortho Organizers' booth, No. 1227. Photo/Provided by Ortho Organizers



Visit DENTAURUM at booth No. 1037 to see its SUS2 – Chairside Class II Corrector. The SUS2 includes such features as an internal spring for better hygiene and patient comfort, and it also incorporates an archwire locknut for the lower base arch to help avoid bracket debonding and interference with the bite. This product sells for only \$269 for a complete three-patient Kit (\$89/kit). (800) 523-3946, sales@dentaurum-us.com) Photo/Provided by DENTAURUM

VALO's curing light goes cordless

By Sierra Rendon, Ortho Tribune

If you've had the opportunity to experience the durability and fast curing of the VALO Ortho curing light, you know what a revolutionary product it is.

Now, here in Honolulu, Opal Orthodontics is previewing its new VALO Ortho Cordless, which is available for pre-order.

"It's the same powerful and durable curing light as before, but now orthodontists have the choice," said brand manager Suzanne Wilson. "It's just another option for the orthodontist."

The VALO Ortho Cordless offers:

- Unique Xtra Power Quadrant Mode that quickly and efficiently cures five teeth with one touch of the button.
- A powerful, optimally collimated beam that delivers consistent, even cures directly over the labial face of the bracket.
- A slim, low-profile design that allows unprecedented access anywhere in the mouth.
- Intuitive, user-friendly timer controls.
- Highly efficient LEDs that keep the wand body cool to the touch.

"I've found most orthodontists I speak to (about the VALO Ortho) are just so happy and surprised with it. They love the fast



Suzanne Wilson, brand manager, shows off the new VALO Ortho Cordless curing light at the AAO annual meeting. Photo/Sierra Rendon, Ortho Tribune

curing and the power of it," Wilson said.

To show just how durable the product is, Wilson says she's even purposely dropped the curing light on the floor to prospective VALO buyers, who often gasp as she does so.

"It's really common for curing lights to fall or get knocked to the ground and, with other lights, you'd be out of com-

mission," she said. "But the VALO is very durable and can even withstand being dropped on the floor."

VALO Ortho Cordless is designed for the orthodontist performing direct and indirect orthodontic procedures, who is seeking the quality, durability and power of VALO, now with the convenience of a cordless curing light.

Here at the AAO

For more information on the VALO Ortho Cordless curing light or to see it for yourself, stop by the Opal Orthodontics by Ultradent booth (No. 409). Opal Orthodontics will feature a daily VALO Ortho Cordless giveaway at its booth, as well as a T-shirt promotion, in which you can pick up a free T-shirt from the booth, and if you're found wearing it on the exhibit hall floor, you'll be rewarded with a special prize.

The light features custom, multi-wavelength light-emitting diodes (LEDs) to produce high-intensity light at 395 to 480 nm — capable of polymerizing all light-cured dental materials quickly and efficiently.

VALO Ortho Cordless comes with VALO rechargeable batteries and a battery charger suitable for power outlets from 100 to 240 volts. The standard lithium iron phosphate rechargeable batteries are safe, inexpensive and optimized for power and longevity.

The new handpiece is designed to rest in a standard dental unit bracket, or it can be custom-mounted using the bracket included in the kit. It offers consistent curing intensity and output in a durable, aerospace aluminum body with Teflon coating and a sleek, ergonomic design.



January 30 - February 3, 2013
Exhibits: January 31 - February 2, 2013


BOSTON CONVENTION & EXHIBITION CENTER

SAVE THE DATE

Yankee Dental Congress 2013 will bring together thousands of brilliant minds to learn about the most innovative approaches, practices, and resources in dentistry.


Here is a sneak peak at a few education highlights:

Gordon Christensen, DDS RESTORATIVE	Laney Kay, JD INFECTION CONTROL	Roger Levin, DDS PRACTICE MANAGEMENT
Kenneth Hargreaves, DDS ENDODONTICS	Loretta LaRoche PERSONAL DEVELOPMENT	Cherilyn Sheets, DDS and Jacinthe Paquette, DDS RESTORATIVE/ESTHETICS



877.515.9071
yankeedental.com

Connect with us



AD

GXDP-700: increasing options for your changing needs

In the orthodontic office, being both smart and logical are very valuable assets. Having an imaging system with the same attributes can be even more beneficial.

SmartLogic™ is an exclusive Gendex technology included in the GXDP-700 series digital pan/ceph/3-D that helps practitioners reach their clinical goals.

With all of the treatment options available to orthodontists, digital imaging has become even more integral to the process. Determining the best course of treatment and viewing the possible obstacles to success before picking up a scalpel can mean a less stressful process for the dentist and the patient.

This high-tech system provides radiographs that can be tailored to body size and image type. SmartLogic technology stores the most frequently used settings and, as a result, reduces set-up time and optimizes workflow.

Thanks to a touchscreen and easy-to-read graphics, the GXDP-700 helps clinical team members to simply, efficiently and quickly choose imaging selections. While the touchscreen makes selections easier, the EasyPosition™ tool aids in comfortable and ergonomic patient positioning.

Because all patients are not created anatomically equal, SmartMotion™ adaptable motion technology adjusts the X-ray beam to compensate for changes in anatomical curvatures. Yet, another tool, PerfectScout™ focuses the scan on the area of interest.

While these tools certainly make capture of radiographs easier, the important part of imaging, the image also takes center stage in this flexible system that offers the opportunity for 2-D panoramics, cephalometrics and 3-D imaging. The GXDP-700 gives the practitioner clear

Here at the AAO

For more information on Gendex technology, stop by booth No. 1217.



The GXDP-700 offers the opportunity for 2-D panoramics, cephalometrics and 3-D imaging. Photos/Provided by Gendex

and detailed images for more precise diagnosis and treatment planning for caries, root investigation, orthodontics, implants and surgical procedures.

Achieving the goal of maximum flexibility, this unit offers 33 panoramic options — 11 projections for three patient sizes, including TMJ and bitewing view, two 3-D volume sizes plus a dose-saving scout view and the ability to add cephalometrics — 15 options and five projections for three patient sizes.

For data gathering with 3-D, the orthodontist can view the dentition from any angle — even rotating or slicing it in any direction to determine anatomical variations that can affect the success of the procedure. The ability to rotate or concentrate on the area of interest is also imperative for patient education.



The GXDP-700

The scans can be used to plan implants from diagnosis to implementation — because applications exist for integration with implant brands and for CAD/CAM applications.

With space at a premium in the orthodontist office, the GXDP-700 is one machine with a wide range of clinical applications. If the clinician determines that more is needed than 2-D panoramic imaging for a specific procedure, this imaging solution can change to provide 3-D imaging as well. Two sensors rotate to capture both 3-D and panoramic, changing from 2-D panoramic projections to 3-D images with the press of a button.

The flexibility of this machine even extends to its radiation dose. The adjustable exposure allows the orthodontist to customize dose within the allotted range — for individualized patient care.

“The GXDP-700 is an innovative and reliable imaging series for orthodontic applications,” said Filippo Impieri, director of marketing for Gendex.

“Our new, all-in-one pan/ceph/3-D platform reflects the company’s ongoing dedication to delivering products that exceed the needs of dental professionals. We will continue to listen and be a part of our customers’ future successes.”

3Shape reveals next-generation innovations

3Shape, a user-acclaimed worldwide leader in 3-D scanners and CAD/CAM software solutions, will present its Ortho System™ and TRIOS®, its new intra-oral digital impression solution, here at the 2012 AAO Annual Session in booth No. 955.

3Shape Ortho System: a complete CAD/CAM solution for orthodontics

Ortho System brings together accurate 3-D scanning, intuitive treatment planning and analysis, efficient patient management, communication tools and appliance design, all providing streamlined workflows that increase efficiency and productivity. Some of the features are:

- *Link between orthodontic clinics and labs:* The clinic can take a digital impression with TRIOS and immediately per-

Here at the AAO

For more information on 3Shape’s new technologies, stop by the booth, No. 955.

form treatment planning with Ortho Analyzer™, while the lab will load the case into 3Shape’s Appliance Designer™ to design the customized product. Additionally, labs can receive digital impressions directly from the clinic and immediately send feedback or questions.

- *OrthoAnalyzer:* Provides complete insight into patient cases by simulating treatment plans and applying familiar analyses in a highly efficient and systematic manner.

- *Appliance Designer:* Users can design modified study models or appliances for output using all types of 3-D driven ma-

chines and materials. Easily create nightguards, retainers, splints, surgical bites and much more.

- *Open formats:* The Ortho System allows users to create high-quality digital study models and appliances in the standard STL file format, allowing labs and practices to choose their service partners.

TRIOS: next-generation impressions

3Shape will also be showcasing its TRIOS digital-impression solution, including a wide range of new features.

TRIOS enables dentists to rapidly capture the complete intraoral situation and send the 3-D model directly to the lab. Unlike many other scanners, 3Shape’s TRIOS does not require pre-

spraying of the teeth. The system clinically validates the impression and includes flexible tools allowing dentists to edit their scans, and even “delete-and-rescan” specific areas where needed. Some key features are:

- Ultra Fast Optical Sectioning™ technology for high speed
- Spray-free for optimal accuracy and patient comfort
- Accurate scanning with up to 1,000 3-D pictures, for true geometries
- Autoclavable scanner tip with easy to flip tip for scanning upper and lower jaw
- Easy to use with complete motion and positioning freedom
- Smart-Touch screen with line 3-D visualization
- Instant Impression Validation
- Online communication with the lab

The M-Series: A bond like no other



Photo/
Provided by
Dentaurum

Dentaurum to launch convertible 1st molar tube here at the AAO

Here at the AAO

Dentaurum is exhibiting at booth No. 1037. For more information, you can visit www.dentaurum.com or call (800) 523-3946.

gency appointments their office has seen since switching over to M-Series.

"I would invite any skeptics to put us to the test with our trial offer," Beach said. "I guarantee that you will see a marked im-

provement in your bond retention, or we will give you 150 percent of your money back!"

For more information, visit www.dentaurum.com or call (800) 523-3946.

Dentaurum is a family-owned Germany company that was founded in 1886 and recently celebrated 125 years of providing high-quality, German-engineered products to the dental community.

There have been many difficult times and struggles to face during 125 years, but the strong bond of family has helped Dentaurum through and helped it grow stronger over the years, with a reputation for quality, service and innovation.

Dentaurum has a new product line named "M-Series," and this product line also relies on a strong bond; however, this bond is between bracket and tooth as it guarantees the M-Series product line provides the best bond retention available on the market.

The M-Series is made up of Dentaurum's premium Discovery brackets and OrthoCast buccal tubes and incorporates its patented laser-structured base for a bond retention that is two times greater than what is provided by a typical mesh-pad base ("Comparison of Bond Strength ..." — Olivier Sorel et al. AJO-DO/Sept. 2002).

Dentaurum is now announcing the expansion of this line of products to include a convertible 1st molar tube (M1c), which is being released here in Hawaii.

Dentaurum USA General Manager Craig Beach said: "Many orthodontists would love to move their office completely away from using bands on the molars because of the large, expensive inventory it requires and also the extra appointments/chair time required for band spacing and closing appointments.

"Furthermore, many patients find bands to be very uncomfortable and, in some patients, the teeth are not erupted fully enough to allow for bands to be used. However, the obvious downside to switching an office over to D.B. Tubes is the lost chair time and efficiency from all the de-bonds and emergency appointments."

Beach added: "Our M-Series line of products answers those concerns by utilizing a laser-structured base that provides incredible bond retention in a low-profile, mini design that is also very comfortable for your patients.

"The M-Series product line is easily our fastest-growing line of products and this rapid growth has been driven mainly through the peer-referrals of our users. Our doctors love these tubes and rave about the significant reduction in emer-

You know how important photographs are to your practice, but you don't know who to turn to for advice. PhotoMed understands your **needs** and can help you choose the right camera. We also include **a** support and loan equipment program for the life of the camera so you have someone to turn to if you have questions.

PhotoMed dental cameras feature the best digital camera equipment available. The Canon G12, Rebel T3 and T3i are great choices.



Visit the PhotoMed booth at these upcoming meetings:
AACD, Wash. DC - #100
CDA, Anaheim - #2034
AAO, Honolulu - #847
6 Month Smiles, Boston

Choosing a quality **dental** system for your practice doesn't have to be difficult. Call the experts at PhotoMed and we'll help you with all of your **camera** questions.

PhotoMed www.photomed.net • 800.998.7765

AD