

DENTAL TRIBUNE

The World's Dental Newspaper • Middle East & Africa Edition

PUBLISHED IN DUBAI

www.dental-tribune.me

July-August 2021 | No. 4, Vol. 11

ENDO TRIBUNE

Comparative evaluation of the accuracy of the AirPex and DentaPort ZX apex locators...

►A1-4

LAB TRIBUNE

"Dental technology advances dentistry"

►B1-4

IMPLANT TRIBUNE

Interview: "The mission of the Straumann Group is to serve dental professionals worldwide"

►C1-4

ORTHO TRIBUNE

Dentsply Sirona acquired the assets of Propel Orthodontics, a leading innovator...

►D1-2

HYGIENE TRIBUNE

To the powder, get set, go – a new prophylaxis trio

►E1-4

CAPP announces the largest free virtual dental conference in November 2021

By CAPPmea/Dental Tribune MEA

DUBAI, UAE: Amidst the global COVID-19 pandemic, last November CAPP had the pleasure to welcome 30,546 dental professionals from 149 countries at its annual conference which took place virtually. The month-long dental educational programme featured CAPP's two annual conferences, sub-speciality seminars and 25 multidisciplinary dental hybrid hands-on training courses. As the pandemic continues, CAPP will once again provide this opportunity to all dental professionals interested to attend the month-long free educational programme in November 2021.

Centre for Advanced Professional Practices (CAPP) was founded in 2005 in Dubai, UAE by Dr Dobrina Mollova with the purpose of

delivering excellence in CE in dentistry in the Middle East, Africa, Asia and beyond. CAPP is an American Dental Association Continuing Education Recognition Programme recognised provider.

In 2020, despite the effects of the COVID-19 global pandemic, CAPP was committed to continuing to organise its two annual world-class scientific conferences, supporting dental professionals globally. When initial plans to host the year's in-person events were disrupted, CAPP swiftly redirected its efforts towards the organisation of two of the largest-ever virtual, scientifically accredited dental conferences instead – eight days, 11 hours per day, 56 continuing education (CE) credits, over 90

►Page 2



AD

#whdentalwerk



wh.com

You never know what happens next.

W&H Experience Center.
The virtual world of W&H.



◀Page 1

speakers from six continents. Delegates also received dedicated sponsored virtual infomercials during the breaks with the latest updates on the innovations from the dental industry. Thanks to the advancements in virtual meeting technology, CAPP partnered with Zoom Webinars who was able to customize a special platform capable of hosting up to 50,000 participants users.

Despite global efforts to bring down ongoing COVID-19 infections in 2021, the pandemic continues to bring uncertainty for face-to-face international conferences and exhibitions. Dr Dobrina Mollova commented "With dentistry being a high-risk occupation during the global pandemic, it is of utmost importance that health and safety of our members and attendees remain our top priority. We were hopeful that by November 2021, we would be able to once again host our annual conference face-to-face in Dubai, UAE, but after a survey amongst our dental professionals and partners, we decided to once again provide these conferences on a virtual platform.

The conferences will be available on a complimentary basis to anyone interested in high level continuing dental education". CAPP will still continue to host numerous face-to-face and virtual hands-on training courses throughout the year at its training facility in Dubai, whilst adhering to all COVID-19 precautionary measures set by the United Arab Emirates government.

Ever since the beginning of the pandemic, CAPP has continuously held weekly complimentary accredited livestream sessions from conferences, seminars to short webinar focusing on various multi-disciplinary topics and welcoming on average around 3,000 attendees a session. Several sessions even included a professional interpretation to serve non-English speaking dental professionals. In 2020 alone CAPP educated 43,475 international dental professionals. This was a sharp increase compared to previous years due to the COVID-19 pandemic and the CAPP November Dental Livestream 2020 - one of the largest scientific online conferences in the entire world

attracting 30,546 dental professionals from 149 countries who joined completely free of charge.

In November 2021, CAPP has announced the following accredited continuing dental educational programme:

CAPP November Dental Livestream 2021

- **05 November 2021:** Dental Technician International Meeting
- **11-14 November 2021:** 16th CAD/CAM Digital Dentistry International Conference
- **18-21 November 2021:** 13th Dental Facial Cosmetic International Conference
- **26 November 2021:** Digital Orthodontics Symposium 2021
- **26 November 2021:** Dental Hygienist Seminar 2021
- Multi-disciplinary hands-on training courses 2021

With the news recently announced, several international associations, societies, education leading acad-

emies and dental universities have expressed interest to be part of this large international dental virtual gathering in November 2021. The conference will be in collaboration with the Emirates Dental Society, Ministry of Health & Prevention UAE, DHA, SEHA Abu-Dhabi, Saudi Dental Society, Singapore Dental Association, Kuwait Dental Association, iDentalCourses, International group for Oral Rehabilitation, Lebanese Dental Association, The Lebanese Orthodontic Society, Oman Dental Society, Iraqi Dental Association, Saudi Orthodontic Society (Digital Orthodontics Scientific Partner), Association of Orthodontists (Singapore), AALZ Aachen Dental Laser Center, British Academy of Restorative Dentistry (BARD), British Academy of Dental Implantology (BADI), Tipton Training, International College of Dentists, Emirates Dental Hygienist Club, FDC Academy, Q&M Dental Group and Association for Oral Health.

For more information on CAPP events, visit www.cappmea.com 

IMPRINT

PUBLISHER AND CHIEF EXECUTIVE OFFICER
Torsten R. OEMUS

CHIEF CONTENT OFFICER
Claudia DUSCHEK

DENTAL TRIBUNE INTERNATIONAL
Holbeinstr. 29, 04229 Leipzig, Germany
Tel.: +49 341 48 474 302
Fax: +49 341 48 474 173
www.dental-tribune.com
General requests:
info@dental-tribune.com
Sales requests:
mediasales@dental-tribune.com

DENTAL TRIBUNE MEA EDITION EDITORIAL BOARD

Dr. Aisha SULTAN ALSUWAI, UAE
Prof. Paul TIPTON, UK
Prof. Khaled BALTO, KSA
Dr. Ninette BANDAY, UAE
Dr. Nabeel HUMOOD ALSABEEHA, UAE
Dr. Naif Almosa, KSA
Dr. Mohammad AL-OBAIDA, KSA
Dr. Meshari F. ALOTAIBI, KSA
Dr. Jasim M. AL-SAEEDI, Oman
Dr. Mohammed AL-DARWISH, Qatar
Dr. Dobrina MOLLOVA, UAE
Dr. Ahmed KAZI, UAE
Dr. Munir SILWADI, UAE
Dr. Khaled ABOUSEADA, KSA
Dr. Rabih ABI NADER, UAE
Dr. Ehab RASHED, UAE
Dr. Mohd Dashti, Kuwait
Aiham FARRAH, CDT, UAE
Retty M. MATTHEW, UAE

PARTNERS

Saudi Dental Society
Saudi Ortho Society
Lebanese Dental Association
Lebanese Orthodontic Society
Qatar Dental Society
Oman Dental Society
Kuwait Dental Association
International Federation of Dental Hygienist
British Academy of Restorative Dentistry
British Academy of Dental Implantology
AALZ - Aachen Dental Laser Center
Singapore Dental Association
Saudi Dental Hygienist Society

DIRECTOR OF mCME

Dr. Dobrina MOLLOVA
mollova@dental-tribune.me
Tel.: +971 50 42 43072

DIRECTOR

Tzvetan DEYANOV
deyanov@dental-tribune.me
Tel.: +971 55 11 28 581

EDITING & DESIGN

Kinga MOLLOV
k.romik@dental-tribune.me
Tel.: +971 56 23 70 721

PRINTING HOUSE & DISTRIBUTION

Al Nisr Printing
P. O. Box 6519, Dubai, UAE
800 4585/04-4067170

Material from Dental Tribune International GmbH that has been reprinted or translated and reprinted in this issue is copyrighted by Dental Tribune International GmbH. Such material must be published with the permission of Dental Tribune International GmbH. Dental Tribune is a trademark of Dental Tribune International GmbH.

All rights reserved. © 2021 Dental Tribune International GmbH. Reproduction in any manner in any language, in whole or in part, without the prior written permission of Dental Tribune International GmbH is expressly prohibited.

Dental Tribune International GmbH makes every effort to report clinical information and manufacturers' product news accurately but cannot assume responsibility for the validity of product claims or for typographical errors. The publisher also does not assume responsibility for product names, claims or statements made by advertisers. Opinions expressed by authors are their own and may not reflect those of Dental Tribune International GmbH.

Virtual/Hybrid Streamed Worldwide Dental Conference

05-26 NOV 2021

CAPP November Dental


L I V E S T R E A M 2 0 2 1



WITH RESPECT TO

COVID-19

CAPP takes care for the health and safety of dental community

Free Registration for all Conferences

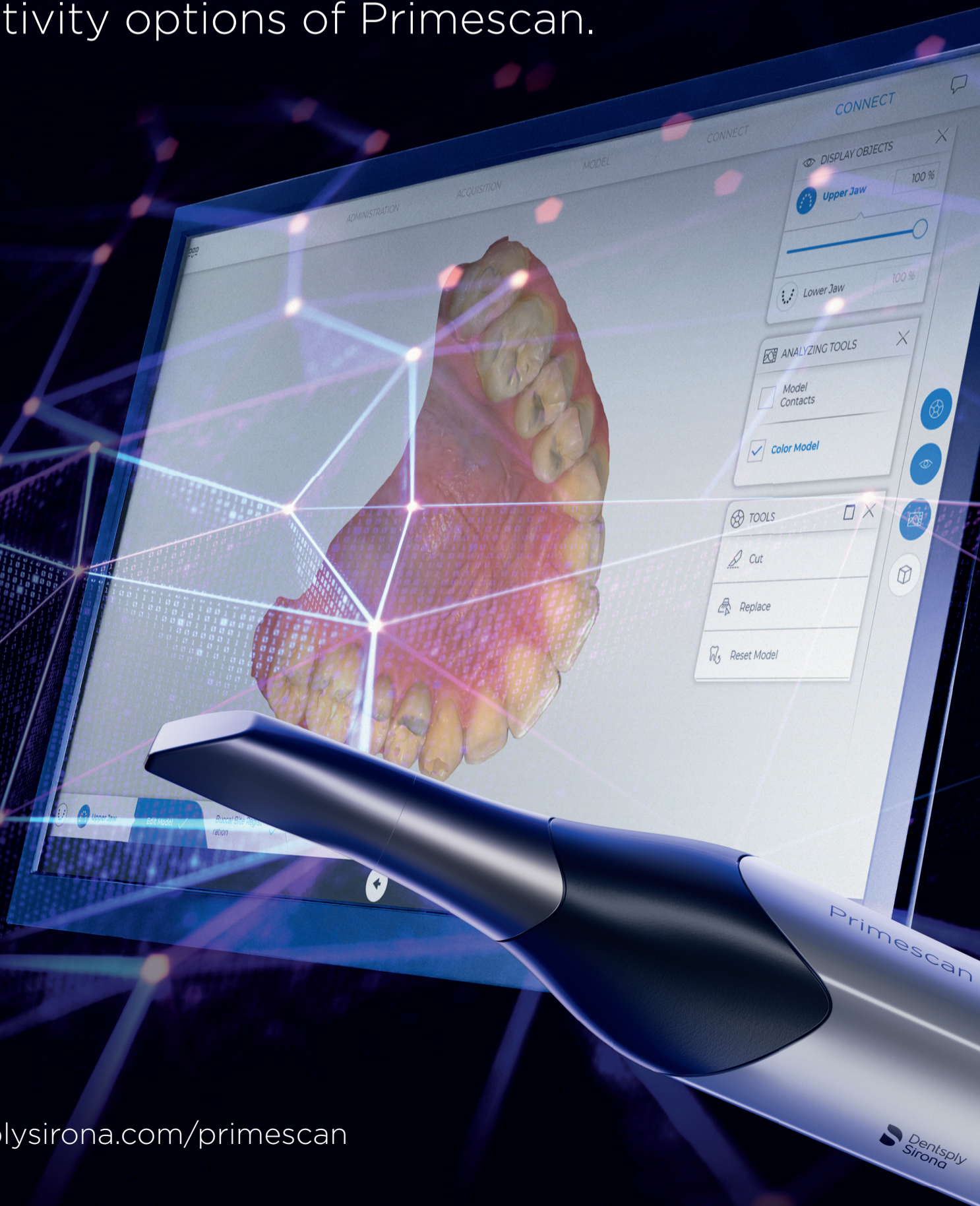
CAPP

Tel./WhatsApp: +971 50 279 3711 | Email: events@cappmea.com

www.cappmea.com

Scan and connect digitally. Or treat it in a single visit. Either way, it's prime.

Enjoy the scan.
With the connectivity options of Primescan.



Restorations: how Dentsply Sirona's intraoral scanner, Primescan, helps you make a better first impression

By Dentsply Sirona

When it comes to restorative impressions, are you delighted with the results—each and every time? Large labs estimate that 70 to 90% of impressions could be better. And practices lose \$900 or more each month due to restoration production inefficiencies.

So what can you do to assure that your dental impressions are as accurate as possible to eliminate re-makes? Now is the ideal time to consider digital impressioning with the Primescan intraoral scanner.

Primescan for predictable outcomes

"In dentistry everything is about predictability," says Dr. Cary Brown, DDS, of StarWhite Dental in Murrieta, CA. "Using Primescan and the Connect Case Center, we can transmit our cases quickly to the laboratory. They can review our cases, give us instant feedback, and this all makes for a very predictable workflow." Here's another statistic to consider: based on more than 150,000 intraoral dental scans in the U.S. in 2020, Primescan delivered a 98.83% success rate.

"Primescan allows us to have greater speed and efficiency," says Dr. Brown. "I feel like the accuracy is top-notch. And I have all the confidence in the world to do nearly any case with the Primescan."

Not a radical move, but a critical one

With the Primescan intraoral dental scanner, optimum results help ensure an ideal fit for any restoration or appliance. Plus, digital models are less prone to errors than analog casts. And no courier can be as fast as a digital data transfer. Every Primescan intraoral scanner includes software for a preferred partner or laboratory for safe, secure transmission of data to support your practice.

Digital impressions can boost precision and efficiency in other workflows as well, including implants and clear aligners. Plus, it puts you on the path to single-visit dentistry. By adding the Primescan intraoral scanner to your practice, you open the door to a host of digital dentistry possibilities.

Practices that make the switch to digital impressions with the Primescan



intraoral scanner never look back. "I can't see myself practicing without Primescan technology," says Dr. Brown. "It's too convenient, it's too predictable, and it just makes our practice and our life much easier."

Now, see for yourself Adding digital impressions is as

easy as scan, check, send. Reach out to your local Dentsply Sirona representative to request a Primescan demo to discover how it can benefit your patients and your practice. [DT](#)

For more information about the full Dentsply Sirona portfolio, please contact your local representative.

Dentsply Sirona
21st Floor, The Bay Gate Tower
Business Bay, Al Sa'ada Street
Dubai, United Arab Emirates
Tel.: +971 (0)4 523 0600
Web: www.dentsplysirona.com/en
E-mail: MEA-Marketing@dentsplysirona.com

Revolutionise workflow with Beautiful Injectable X

By Shofu

Shofu's next-gen universal bioactive injectable composite- Beautiful Injectable X streamlines restorative workflow by offering "Inject as you

Shape" convenience that saves time and boosts efficiency.

Unique NST technology imparts remarkable strength, durability with predictable aesthetics. Propri-

etary nano S-PRG fillers impart anti-plaque and anti-carries benefits for additional protection and clinical longevity.

Restore a wide spectrum of anterior

and posterior restorations with ease as you can inject and shape the non-droopy, shape-retaining paste at the restoration site.

The use of custom-made, transpar-

ent disposable Barrier Sleeves with the ergonomically designed Beautiful Injectable X syringe enhances cross infection control during restoration. Special syringe design prevents oozing and minimal residual paste in the tip for greater savings.



Thanks to its homogeneous microstructure, Beautiful Injectable X exhibits optimal shade blending and self-polishing capabilities. What's more, Beautiful Injectable X restorations are effortlessly polished to a natural, lasting, stain resisting gloss with OneGloss 2-in-1 Smart polishers.

Beautiful Injectable X comes in 2 distinct viscosities (2.2 gm syringe):
– Beautiful Injectable X – Universal Restorative
– Beautiful Injectable XSL – Self-leveling high strength Flow [DT](#)

For further information, please contact:

SHOFU DENTAL ASIA-PACIFIC PTE LTD
10 Science Park Road, #03-12 The Alpha
Singapore Science Park II
Singapore 117684
Tel: (65) 6377 2722
Fax: (65) 6377 1121
E-mail: mailbx@shofu.com.sg
Web: www.shofu.com.sg



Smart Solutions for Composite Artistry



Photographs courtesy of Dr. Anand Narvekar
Full article on Dental Tribune Middle East & Africa Edition Issue Jan-Feb 2019 | No.1, Vol.9
(www.dental-tribune.me)

Aesthetics Powered by



For more information, please contact your nearest **Shofu Dealer TODAY !**



SHOFU DENTAL ASIA-PACIFIC PTE. LTD.
www.shofu.com.sg



Why I think the world is rejecting the dental spittoon

By Nick Olive, A-dec Territory Manager for the Middle East

A lot has changed in the world over the last 18 months and the dental industry is no different. You have probably heard of the growing trend to move away from the use of dental spittoons. In some countries, such as the United States, the use of dental spittoons has been declining for years and the majority of private and government clinics in America no longer use dental spittoons. We now see the rest of the world starting to move in this direction.

Why are so many dental professionals now choosing to work without spittoons? Here are 5 main reasons:

1. Hygiene

The ongoing pandemic has proved that hygiene has never been more important, especially within a dental surgery.

The 'rinse and spit' process involved in some dental appointments is an obvious issue when it comes to reducing cross-contamination. Patients can miss and spit on the floor, down the side of the chair, or even on the dental assistant!

Studies indicate the spittoon as having one of the highest concentrations of pathogens in the dental office. To adequately clean the spittoon between each patient takes a long time and evidence suggests that even with a good cleaning protocol, the spittoon remains the biggest cross-infection risk in dental surgery (Marques et al. 2016).

Instead, try to rinse for the patient with a 3:1 and high quality HVE suction from the treatment position. This can be done if you're working 2-handed or 4-handed. If you are working with this method, consider a 'taste free' water treatment product that helps to maintain water quality



within your dental unit and enhance the patient experience.

If your patients still like to rinse at the end of an appointment, you could consider a funnel attached to the HVE suction system which the patient can hold close to their mouth - reducing the risk of spills and the associated cross-contamination risk. Patients can also find this more comfortable than reaching for a spittoon.

2. Efficiency

Save time for more appointments by reducing cleaning times and removing the need to rinse.

Did you know it takes around 90 seconds to stop your procedure, raise your patient for a rinse and spit, and return to treatment? Multiply that by the number of patients you see per day and you may be surprised at how much time you lose every day for what is fast becoming an outdated ritual.

Removing the spittoon improves ergonomics for the whole dental team and patients too by reducing unnecessary movements.

In a blind survey of dentists in France (who may or may not work with a spittoon), 80% said working without a spittoon improves ergonomics in a surgery. 100% reported that a sepsis is improved and 75% said patient comfort is improved!

Reduce the time, steps and effort in resetting the room between patients. If you don't have a spittoon, no one needs to clean it!

3. Reduce Costs

The spittoon is a significant investment when you purchase new equipment. Removing the dental spittoon could save you around 15% of the cost of your equipment. Why not invest this saving in value by adding accessories such as intra-oral cameras and electric micromotors.

You will find that you can achieve saving in other areas too. Think of removing the need for plastic cups, spittoon filters and cleaners. As well as reducing the ongoing cost of consumable items, you can reduce your impact on the environment as well.

The absence of a spittoon also opens you up to more flexibility for surgery design including 'off the chair' solutions, changing patient access points, an easier left-right conversion for shared surgeries and the ability to create a larger working area for your dental nurse.

4. Reduce Maintenance

Fewer parts to your dental chair reduce both service cost and downtime.

Without a spittoon, dental chairs have less tubing, solenoids and circuit boards, making them easier and quicker to install - and there is less to go wrong.

This also eliminates the risk of a mains water leak if you are using only a self-contained water system as recommended.

Over the lifetime of your equipment, how much time and money could you save?

5. Design a room made for you

The absence of a spittoon improves access for the dental nurse, allowing them to get closer to the equipment and patient, whilst creating space for easier patient entry and exit.


Removing the spittoon improves aesthetics, allowing for a cleaner-looking, less-intimidating dental chair, which can help patients to feel more relaxed.

When you design your operatory without a spittoon you are no longer dictated by restricted access points and service locations. [DTI](#)

Should you wish to further discuss how working without a spittoon can improve your facility, please don't hesitate to contact your local A-dec Territory Manager, Nick Olive on +44 (0)7824 021839 or email him at nick.olive@a-dec.com


For more information about the wide range of ergonomic dental equipment offered by A-dec, visit a-dec.com


AD



PROMEDICA


Highest quality made in Germany






Light-curing radiopaque calcium hydroxide

- Higher compressive strength than conventional calcium hydroxides
- Excellent adhesion, especially to composites
- Effective pulp protection
- Acid resistant
- Radiopaque



Temporary crown & bridge material


- Less than 5 min. processing time
- Strong functional load
- Perfect long-term aesthetics
- Excellent biocompatibility



Light-curing glass ionomer filling material

- Excellent working time & the setting time is individually adjustable by light-curing
- Suitable for large cavities
- No need to condition the dental hard tissue
- No varnish required- fill, polymerise and finish
- Does not stick to the instrument & is easy to model
- Immediately packable after placement in the cavity

Visit www.promedica.de to see all our products



Dental Material GmbH
 24537 Neumünster / Germany
 Tel. +49 43 21 / 5 41 73
 Fax +49 43 21 / 5 19 08
 eMail info@promedica.de
 Internet www.promedica.de

POSTGRADUATE EDUCATION




- **RESTORATIVE & AESTHETIC** DENTISTRY DIPLOMA
- **CLINICAL ENDODONTICS** DIPLOMA
- **LASERS** IN DENTISTRY MASTERSHIP
- **ITI IMPLANT** PRIVILEGE MASTERSHIP
- MODERN **AESTHETIC** DENTISTRY MASTERSHIP | **100% ONLINE**
- FIXED & REMOVABLE **PROSTHODONTICS**

WWW.CAPPMEA.COM/DIPLOMAS

CAPP

AWARDED AND DELIVERED BY



Elite HD+, Zhermack's first addition silicone. For over 25 years, at the practitioner's side



© Zhermack

By Zhermack S.p.A.

Elite HD+ is a vast and versatile range of addition silicones for impression taking. Developed in Italy and used the world over, Elite HD+ is dedicated to those who like to choose from a diverse array of solutions which one best suits their clinical practice.

Elite HD+ is versatile at every use: in one product, you will find many different solutions:

Board range of viscosities

Elite HD+ affords a broad range of viscosities to choose from: three viscosities for impression trays – Putty Soft, Tray Material and Monophase* - and as many washes - Regular Body, Light Body, Super Light Body. Guided by experience, the practitioner can choose the solution that better fits his needs. In fact, it is possible to choose the right combination of materials with different viscosities, depending on the technique to be used.

Manual, semi-automatic and automatic mixing

The Elite HD+ range includes pack types suited to all mixing techniques. Impression tray materials for manual mixing (Putty Soft), for semi-automatic mixing using a 1:1

dispenser (Tray Material and Monophase) and for automatic mixing with a 5:1 mixer (Maxi Putty Soft, Maxi Tray Material, Maxi Monophase). Wash materials for manual mixing (Light and Regular Body in tubes) and for semi-automatic mixing with a 1:1 dispenser (Regular, Light and Super Light Body).

Normal or fast setting times

The Elite HD+ range allows practitioners to choose between normal and fast set materials to suit their clinical needs or personal preferences.

In addition to its great versatility, Elite HD+ has the characteristics required for an accurate impression^{1,2}:

Hydrocompatibility and thixotropy

Elite HD+ washes are hydrocompatible** and yet thixotropic, making them easy for dentists to use. They flow over the surfaces they are positioned on and do not run once they have been positioned in the patient's mouth.

Tear resistance

Thanks to its tear resistance, Elite HD+ resists the movements required to remove the impression from the patient's mouth³, thus

helping to obtain an accurate result, even in the presence of undercuts. At the same time, with an elastic recovery of at least 99%, Elite HD+ is able to return to its original form following the deformation that takes place when the impression is removed from the patient's mouth.

Dimensional stability even after disinfection

Elite HD+ can be disinfected using products containing quaternary ammonium salts, mixtures of alcohol and surface tension reducers, such as Zeta 7 Spray and Zeta 7 Solution from Zhermack's Zeta Hygiene line, whilst maintaining their dimensional stability and surface detail reproduction even after disinfection^{4,5}.

Gluten & lactose free

Elite HD+ is safe for use even on intolerant patients as it's gluten and lactose free, which guarantees peace of mind and safety even when used on intolerant patients.

Colour contrast

The colours of the tray materials and the washes of the Elite HD+ range were chosen to create a colour contrast for improved impression interpretation and therefore afford practitioners better visual comfort.

*Monophase: can also be used with the monophase technique, as it can be positioned both on an impression tray and directly on the patient's teeth.

** Zhermack defines hydrocompatibility as a material's affinity for water (hydrophilicity), without absorbing its molecules, which could compromise dimensional accuracy.³ DT

References

- Lee H, Ercoli C, Funkenbusch PD, Feng C. Effect of subgingival depth of implant placement on the dimensional accuracy of the implant impression: an in vitro study. *J Prosthet Dent.* 2008;99(2):107-113. doi:10.1016/S0022-3913(08)60026-8
- Türk AG, Ulusoy M, Mert YÜCE, Hakan AKIN. Effect of different impression materials on the marginal fit of frameworks: An in-vitro study. *Cumhuriyet Dental Journal.* 2016; 19:2: 145-153.
- [Gonçalves FS, Popoff D A V, Castro C D L, Silva G C, Moreira A, Magalhães C S, Moreira A N. Dimensional stability of elastomeric impression materials: a critical review of the literature. *The European journal of prosthodontics and restorative dentistry.* 2011; 19:1-4. doi:10.1922/EJPRD_998Silva04
- Sinobad T, Obradović-Đuričić K,

Nikolić Z, Dodić S, Lazić V, Sinobad V, Jesenko-Rokvić A. The effect of disinfectants on dimensional stability of addition and condensation silicone impressions. *Vojnosanitetski pregled.* 2014; 71.3: 251-258.


5. Amin WM, Al-Ali MH, Al Tarawneh SK, Taha ST, Saleh MW, Ereifij N. The effects of disinfectants on dimensional accuracy and surface quality of impression materials and gypsum casts. *J Clin Med Res.* 2009;1(2):81-89. doi:10.4021/jocmr2009.04.1235

Elite HD+ is simply what the dental professionals need for every-day practice. To learn more visit www.zhermack.com.

For more information, please contact:

Zhermack S.p.A.
Via Bovazecchino, 100
45021 Badia Polesine (RO) Italy
Tel. +39 0425 597712
Fax. +39 0425 53596
Web. www.zhermack.com





multiPro

VERSATILE SOLUTIONS

VERSATILE

HYDROCOMPATIBLE
AND THIXOTROPIC

COLOUR
CONTRAST

Rev. 2020-09

elite HD+

**A vast and versatile range,
to satisfy all user requirements.
At the practitioner's side,
every day, for over 25 years.**

Elite HD+ features a complete range of viscosities for diverse clinical indications and techniques (double step, simultaneous with two viscosities or monophasic); pack types suitable for all types of mixing (manual, semi-automatic or automatic) and *normal* or *fast* setting times, to satisfy all personal preferences.

Greater experience, greater choice.

Gluten
Lactose
FREE



www.zhermack.com

Some products may not be available in all countries.
For further information on product availability, please contact your local representative.

Zhermack 
Dental