

# today

Academy of Osseointegration



## Stay connected during the meeting

Download the annual meeting app and the AO 365 app to plan your schedule and more.

»page 3



## Meet the 2022–'23 AO board

Dr. Amerian D. Sones to be elected as the academy's third female president on Saturday.

»page 4



## It's time for a celebration

Company reaches milestone with 150,000 implants surgically placed.

»page 8

# A president's welcome to AO's 2022 Annual Meeting!

## Implant dentistry is for all

By AO President Dr. Tara L. Aghaloo

■ On behalf of the board of directors, it is my pleasure to welcome you to the 2022 Annual Meeting of the Academy of Osseointegration here in San Diego.

These past months have been very difficult for us all, and we know that getting back to an in-person meeting will be meaningful in many ways. We are so excited to meet in person for "Honoring the Past, Treasuring the Present and Shaping the Future."

Since this meeting is so anticipated, we really want to make it extra spe-

»see WELCOME, page 3



• AO President Dr. Tara L. Aghaloo welcomes everyone to the 2022 AO Annual Meeting. (Photo/Provided by the Academy of Osseointegration)

## Spend an evening under the stars aboard the USS Midway

By Academy of Osseointegration Staff

■ The academy is very much looking forward to reconnecting with many colleagues and guests aboard the flight deck of the USS Midway for an

iconic President's Reception as part of the AO 2022 Annual Meeting!

Plan to join your colleagues for this spectacular AO event on Friday evening. It will honor AO President Dr. Tara L. Aghaloo and Past Presidents Drs.

Jay P. Malmquist and Clark M. Stanford. Enjoy San Diego's best culinary creations, cocktails and live entertainment with breathtaking views of San Diego Bay as the backdrop.

Enhancing your unique after-hours

opportunity to visit the longest serving aircraft carrier in the 20th Century will be docent tours of the hangar bay and the flight deck. In addition,

»see USS MIDWAY, page 6

# You Can Navigate More Implant Cases with **X-GUIDE**

X-Guide® dynamic 3D navigation can be beneficial in many implant applications in your practice, empowering you to deliver more immediate, more accurate and less invasive dental implant options.

## CLINICAL APPLICATIONS OF DENTAL IMPLANT SURGERY



© X-Nav Technologies p011088A

X-Guide allows dentists to provide all the benefits of less invasive, navigated surgery in more case presentations from single tooth replacement to full-mouth edentulous reconstruction.

**LEARN MORE ABOUT X-GUIDE  
CASE STUDIES & CLINICAL APPLICATIONS!**

[www.X-NavTech.com](http://www.X-NavTech.com) | 267-436-0420

**X-NAV**  
TECHNOLOGIES

Visit booth #1114



**today** About  
the Publisher

Tribune America, LLC  
118-35 Queens Blvd., Ste. 400  
Forest Hills, N.Y. 11375  
Phone: (212) 244-7181  
Fax: (212) 244-7185  
E-mail: [info@dental-tribune.com](mailto:info@dental-tribune.com)  
[www.dental-tribune.com](http://www.dental-tribune.com)

**Publisher & Chairman**  
Torsten Oemus  
[t.oemus@dental-tribune.com](mailto:t.oemus@dental-tribune.com)

**President/Chief Executive Officer**  
Eric Seid  
[e.seid@dental-tribune.com](mailto:e.seid@dental-tribune.com)

**Group Editor**  
Kristine Colker  
[k.colker@dental-tribune.com](mailto:k.colker@dental-tribune.com)

**Managing Editor**  
Fred Michmershuizen  
[f.michmershuizen@dental-tribune.com](mailto:f.michmershuizen@dental-tribune.com)

**Product/Account Manager**  
Humberto Estrada  
[h.estrada@dental-tribune.com](mailto:h.estrada@dental-tribune.com)

**Product/Account Manager**  
Maria Kaiser  
[m.kaiser@dental-tribune.com](mailto:m.kaiser@dental-tribune.com)

**Client Relations Coordinator**  
Leerol Colquhoun  
[l.colquhoun@dental-tribune.com](mailto:l.colquhoun@dental-tribune.com)

**Accounting Department**  
Nirmala Singh  
[n.singh@dental-tribune.com](mailto:n.singh@dental-tribune.com)

**Published by Tribune America**  
© 2022 Tribune America, LLC  
All rights reserved.

**dti** Dental  
Tribune  
International

today Academy of Osseointegration Show Daily Vol. 2 appears during the 2022 Academy of Osseointegration Annual Meeting, taking place in San Diego, Calif., February 24–26, 2022.

Tribune America makes every effort to report clinical information and manufacturers' product news accurately, but cannot assume responsibility for the validity of product claims, or for typographical errors. The publishers also do not assume responsibility for product names or claims, or statements made by advertisers.

Opinions expressed by authors are their own and may not reflect those of Tribune America or Dental Tribune International.

# Join the conversation and stay connected during the meeting

By Academy of Osseointegration Staff

■ Social media and AO 365 are a powerful combination for attendees to communicate at the Academy of Osseointegration's 2022 Annual Meeting.

Maximize your time at the meeting by using the 2022 Annual Meeting and AO 365 mobile apps – both in one place. In addition, you can access maps, view ePosters, create personalized schedules and get alerts to make sure you don't miss anything.

After the meeting, keep using the AO 365 mobile app to get academy news, event updates, online education portals and notifications, access to the online AO membership directory and AO career center and much more – all year long. Enter "AO 365" in the iTunes Store or the Google Play Store.

Social media is also a perfect way to share your enthusiasm about the academy's Annual Meeting and passion for implant dentistry. It's easy to connect with AO and your colleagues



• (Photo/Provided by the Academy of Osseointegration)

on social media at the meeting, as well as throughout the year.

Help the academy capture the fun of learning and share it with all of your online followers by being part of the social media conversation. Create buzz for the academy's 2022 Annual Meeting by posting annual meeting-

related posts and tweets using the hashtag #AO22SanDiego.

Share your experiences and be sure to tag the academy on Instagram, Facebook and Twitter @Academy Osseo and also on YouTube and LinkedIn @Academy of Osseointegration.

## WELCOME “from page 1”

cial. We chose the USS Midway for our President's Reception, where the view is spectacular and the historical significance of serving as the longest aircraft carrier of the 20th Century is awe inspiring. This is one AO gala you won't want to miss!

Implant dentistry is for all. The unique brand of the Academy of Osseointegration facilitates a collective environment of all the specialties. Some of the best and brightest minds in the field of implant dentistry across all disciplines comprise our membership and are at this meeting.

In addition to all the education that will be offered, the meeting will enable you to reconnect with many of the friends and colleagues you've missed during the pandemic. We are along the shores of the San Diego Bay and steps away from the historic Gaslamp Quarter. Countless open-air restaurants, art galleries, boutiques

and premier shopping venues, along with endless entertainment options, are at your disposal – perfect to take in during a walk along the water and/or provide many options for you to choose as you become reacquainted.

We are excited for you all to experience everything that San Diego has to offer. California has been quite a strict state with regulations, so I am confident you will feel very safe attending and enjoying all that our meeting's scientific and social events have to offer.

We are all quite familiar with downtown San Diego and the convention center, and we hope the relaxed

atmosphere, sunshine and excitement of an in-person meeting will make this one of the most memorable conferences in years!

I have been so honored to serve as the second woman president of this esteemed academy, with this amazing meeting as the capstone of my term. Coming through the pandemic, I am extremely grateful how the academy has sustained and even flourished in ways we could not have imagined.

Thank you for your attendance, and I look forward to seeing you during the next few days – in person! Enjoy the meeting!

**‘In addition to all the great education that will be offered, the meeting will enable you to reconnect with many of the friends and colleagues you’ve missed during the pandemic.’**

# 2022–2023 AO Board to be led by Dr. Amerian D. Sones

Nominations also include new director, treasurer

By Academy of Osseointegration Staff

Members of the Academy of Osseointegration (AO) participating in the annual business meeting on Saturday will elect a new slate of officers headed by AO Fellow Amerian D. Sones, DMD, MS, as president. With her elevation to the helm, Sones will serve as the academy's third female president in its history.

Sones, a prosthodontist from Dallas, is director of the Department of Continuing Education at the University of Texas A&M and chair of the academy's Global University Task Force.

Also nominated for election to the academy's board will be AO Fellow Robert A. Levine, DDS, a periodontist in private practice from Philadelphia, as a new director, and AO Fellow Joseph P. Fiorellini, DMD, DMSc, chair of the Department of Periodontics at the University of Pennsylvania



• Amerian D. Sones

School of Dental Medicine, who will be elevated from director to treasurer.

Levine graduated from Temple University School of Dentistry in 1981 and received his post-grad certificate in periodontics from the University of Pennsylvania in 1984. He is presently a clinical professor in post-graduate periodontics and dental implantology at Temple University, a clinical assistant professor at the University of North Carolina and an adjunct



• Dr. Robert A. Levine

clinical assistant professor at the University of Illinois College of Dentistry.

Active in the academy and a member since its inception in 1985, Levine most recently served on the Research Submission Committee. He has also been active on the academy's Clinical Innovations, ePoster, and 2018 Annual Meeting committees. He has authored close to 90 publications.

Rounding out the officers slate on the academy's board will be AO Fellow Hom-Lay Wang, DDS, MSD, PhD,



• Dr. Joseph P. Fiorellini

president-elect; AO Fellow Joerg Neugebauer, DDS, PhD, vice president; AO Fellow Robert C. Vogel, DDS, secretary; and AO Fellow Joseph P. Fiorellini, DMD, DMSc, treasurer. Continuing will be AO Fellow Tara L. Aghaloo, DDS, MD, PhD, immediate past president; and directors AO Fellow Jeffrey Ganeles, DMD; Stephen L. Jacobs, BDS; AO Fellow Joseph Y K Kan, DDS, MS; Robert R. Lemke, DDS, MD; AO Fellow Robert A. Levine, DDS; and AO Fellow Lambert J. Stumpel, DDS.

## Dr. Torsten Jemt selected as 14th Nobel Biocare Brånemark Osseointegration Award winner

By Academy of Osseointegration Staff

Torsten Jemt, DDS, PhD, is the 14th recipient of the Nobel Biocare Brånemark Osseointegration Award. Today, he holds a combined scientific position at the Faculty of Odontology as an associate professor and as a clinical scientific coordinator at the Dental Health Service of the region of Västra Götaland, Sweden.

This annual award, made possible by a grant from Nobel Biocare, is bestowed by the Osseointegration Foundation (OF), AO's philanthropic arm. It honors an individual whose impact on implant dentistry is exemplary in any or all of the foundation's mission categories: research, education and charitable causes.

"I was surprised and felt very honored," said Jemt about learning he was the 2022 recipient.



• Dr. Torsten Jemt

Jemt started a collaboration with Prof. Per-Ingvar Brånemark in 1978 and was involved in the development of the first single implant abutments, which he designed in 1983, and the first CAD/CAM titanium frameworks in 1996.

He co-founded the Brånemark Clinic in Gothenburg in 1986 together with Ulf Lekholm, DDS, PhD. According to Jemt, Prof. Brånemark was very focused on the patients and how to take care of them. He was also focused on biology and saw the response from the host tissue to be crucial for the treatment result.

"In the early days, we should treat the implants with care: only titanium in contact with hard and soft tissue — prosthesis components above the tissue — good access for cleaning and avoid probing into the tissue adjacent to the implant," said Jemt.

He continued: "During the early 1980s, a major focus of the team was the testing of new clinical applications and the development of new implant components. In 1982, I was asked to create prosthetic components for the single implant applica-

tion, and during 1982 to 1984, Dr. Tomas Janson and I treated the very first single implant patients in the world using osseointegration. I had frequent contact with the Brånemark team and became a part of the team in the early 1980s, and treated my first patient with an implant supported prosthesis in the late 1970s."

Jemt was co-chairman of the Brånemark Clinic between 1986 and 2000 and chairman between 2000 and 2009. He became a board-certified prosthodontist in 1982 and received his PhD degree in prosthodontics in 1984. He has published more than 170 scientific publications and lectured worldwide since 1983.

At the OF Titanium Society breakfast on Saturday, Jemt will give an exclusive presentation. He is also scheduled to present as part of the 2022 Opening Symposium.



# ZERAMEX XT

## METAL-FREE ZIRCONIA CERAMIC IMPLANT

**ZERAMEX USA** is dedicated to advancing your practice with modern BioCeramic implants that cater to the Organic shopper. We offer in-office marketing materials, an online FIND-A-DENTIST portal and demonstration material that allow you to differentiate your practice and cater to this high net worth and growing demographic of the market.

**VISIT ZERAMEX USA AT BOOTH 1207 TO LEARN MORE ABOUT ZERAMEX CERAMIC DENTAL IMPLANT SYSTEMS!**

### PROSTHETIC FLEXIBILITY

Completely customizable abutments with platform switch capability.

### "BOLT-IN-TUBE"

Prevents traction from being exerted on the ceramic. Forces are absorbed by the Vicarbo screw, which functions as a bolt.

### INTERNAL CONNECTION

Provides the ideal torque on insertion so that the implant can be screwed in without stress peaks being exerted on the bone.

### ZERAFIL™ SURFACE

Outstanding osseointegration with the hydrophilic, sandblasted and acid-etched ZERAFIL™ SURFACE.



500 μm



2 μm



SCREW HEAD Ø2,8 MM

### FOUR INTERLOCKS

Precise anti-rotation protection. These four retaining elements help the abutment to be securely and quickly placed in the implant.

### VICARBO® SCREW

When tightened, the metal-free and cement-free carbon fiber screw, grips the existing contour of the thread to optimally capture occlusal forces.

### HIGH PRIMARY STABILITY

The implant thread design and tapered cylindrical-conical implant shape achieve high primary stability.



ZERAMEX USA



**ZERAMEX**  
naturally white implants



# Keep your chin up, neck straight and eyes forward with Infinity VUE

By Designs for Vision Staff

■ Designs for Vision has several new and innovative products, including Infinity VUE, Panoramic Field and REVEAL.

Designed to provide a straight-forward approach to ergonomics, Infinity VUE loupes are available in 3.0x and 3.5x magnification. Infinity VUE (Vision Up Ergonomics) keeps your chin up, your neck straight and your eyes forward while viewing the magnified oral cavity.

Designs for Vision invites you to try these loupes on to see (and feel) the difference in your posture.

The new patented Panoramic Field Loupes (U.S. pat. 8928975B2) represent the most significant advancement in telescope design in more than 100 years, according to the company. The viewable areas are twice as large as prismatic expanded field designed loupes and up to five times greater than Galilean loupes. Panoramic Field loupes provide unprecedented field of view, clarity, definition and color, the company says.

Designs for Vision has also launched its groundbreaking REVEAL™ (U.S. pat. 10215977B1), providing hands-free fluorescence enhanced theragnosis™ (FET™).

According to the company, REVEAL supplies the visual information to support decision making and facilitate proper treatment options in cariology, oral hygiene, periodontology-implantology and restorative dentistry.

Designs for Vision is also introducing the patented intuitive response



• Infinity VUE loupes, one of many new innovations available from Designs for Vision, are designed to help improve posture. (Photo/Provided by Designs for Vision)

technology with the Micro IR HDI headlight (U.S. pat. 8,851,709 and RE46,463).

The patented IR feature allows you to operate the headlight with hands-free operation. Onboard biometrics sense the position of the headlight to turn the light on when you are working and turn the light off when you look up.

Designs for Vision's WireLess™ headlights free you from being tethered to a battery pack. The simple modular designs uncouple the headlights from a specific frame or single pair of loupes.

The compact design of the company's LED DayLite® WireLess headlights are independent of any frame or loupes.

## Here in San Diego

Come see the Visible Difference® at the Designs for Vision booth, No. 622. To arrange a visit in your office, contact Designs for Vision at (800) 345-4009 or [info@dvimail.com](mailto:info@dvimail.com).

## USS MIDWAY *“from page 1”*

state-of-the-art virtual reality full motion flight simulators will be on board, replicating a pulse-pounding WWII dog-fighting adventure, as well as an opportunity to be an F-18 pilot taking the “Screaming Eagles” training exercise.

The academy's 2022 President's Reception will be a unique opportunity to visit this naval carrier that features 18 decks, equal to a 20-story building. The USS Midway was commissioned in 1945 just eight days after the end of World War II.

Boasting a collection of more than 30 restored fighter and attack jets, propeller aircraft and helicopters,

the USS Midway is the most complete cross-section of carrier aviation. With an expansive flight deck extending more than three football fields, you will be able to view restored vintage WWII aircraft, including the F4U Corsair, the Vietnam War's F-8 Crusader, the F/A-19 Hornet from the Cold War, specialist jets such as the T-2 Buckeye and so many more.

All annual meeting registrants are invited to attend this exciting and fun-filled evening.

Admission and ground transportation are included as part of your registration fee.

Get ready for another spectacular AO gala! We look forward to seeing you aboard the USS Midway!



• Join the Academy of Osseointegration for an evening aboard the USS Midway. (Photo/Provided by the Academy of Osseointegration)



Everything For Your Implant Practice But The Implants<sup>®</sup>



## SALVIN(OSS)<sup>®</sup>

### Xenograft Bone Graft Material

- Indicated For Sinus Lifts, Ridge Augmentation & Guided Bone Regeneration
- Maintains Space & Facilitates Osteoconduction
- 0.25 - 1.0mm High Porosity Particles Become An Integral Part Of Newly Formed Bone
- Radiopaque

#### Case Study - Socket Preservation With SalvinOss<sup>®</sup>

Case & Photos: Dr. Michele Holzinger



Pre-Op



Post-Extraction -  
4 Months Healing



Post-Implant -  
3 Months Healing



"I trust Salvin Regenerative because they help me produce results that are consistent and reliable for my patients. When I re-enter a site grafted with SalvinOss<sup>®</sup>, I know exactly what to expect because the results are predictable."

**-Dr. Michele Holzinger**  
Periodontist, Middletown, CT



## SALVIN(OSS)<sup>®</sup> Collagen

### Xenograft Bone PLUS Bovine Collagen In A Plug

- 90% SalvinOss<sup>®</sup> Xenograft Bone Graft Material PLUS 10% Bovine Collagen
- For Socket Preservation, Sinus Lifts, And Periodontal / Furcation Defects
- Plug Shape Helps Make Socket Preservation Fast & Simple
- Retains Shape After Hydrating

#### Case Study - Socket Preservation Using SalvinOss<sup>®</sup> Collagen

Case & Photos: Dr. Tyler Borg



Plug Shape For Easy Socket Preservation And Crestal Sinus Lift



"SalvinOss<sup>®</sup> Collagen has become a staple of my practice for regeneration as well as augmentation. The ease of handling coupled with the volumetric stability produces predictability in grafting situations around both teeth and implants alike."

**-Dr. Tyler Borg**  
Periodontist, Northglenn, CO



# X-Nav achieves a milestone with its navigation system

By X-Nav Technologies Staff

■ More than 150,000 dental implants have been surgically placed using X-Guide® Dynamic 3D Navigation – a system designed to assist dental surgeons in achieving more accurate and less invasive dental implant results than freehand surgery.

The announcement was made recently by X-Nav Technologies, the company behind the system. X-Nav is a medical device company that develops surgical products for the dental market that advance patient care while improving doctor productivity.


According to the company, the X-Guide surgical implant navigation system has been eagerly accepted by the dental community. Its success can be attributed to remarkable ease-of-use and seamless integration into the fully digital surgical and prosthetic workflow, the company said.

“We are proud of our customers for believing this is the best technology for their practice and opting to offer the capabilities of X-Guide surgical navigation to their patients,” said Edward Marandola, president of X-Nav Technologies. “The significance of this growth shows that not only does X-Guide surgical navigation have a place in today’s dental implant practice, but that the technology is utilized regularly to improve patient care.”

The X-Guide system is being used in more than 40 countries to offer patients a minimally invasive option for dental implant surgeries. It is designed to assist dental surgeons on a broad range of clinical implant procedures, from a single tooth replacement to full-arch mouth reconstruction.

Dental implants can be navigated more precisely with the X-Guide system, which plays a key role in the functional outcome of the procedure, as well as facilitating more immediate esthetic and restorative success, according to the company. The benefits of more accurate placement to both the surgeon and the patient are profound, the company said.

The X-Guide Dynamic 3D Navigation system allows the surgeon to digitally plan the ideal treatment and then provides turn-by-turn guidance of the handpiece to that target during live surgery – like GPS for the dental drill, the company said.

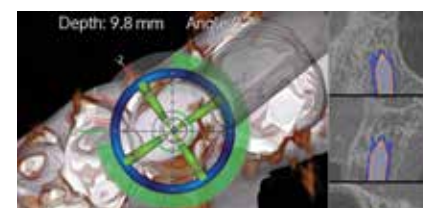


**X-GUIDE**  
Global Leader in Navigation

**150,000+ IMPLANTS NAVIGATED WITH X-GUIDE**

- 42+ COUNTRIES
- 22+ LANGUAGES
- 48 PATENTS
- 20 TRADEMARKS
- 30+ UNIVERSITIES

**X-NAV**  
www.x-nav.com



• Dentists around the world embrace advanced surgical navigation technology. X-Nav Technologies has received FDA 510(k) clearance to expand the use of X-Guide surgical navigation for endodontic access procedures, apicoectomies and calcified canals. (Photos/Provided by X-Nav Technologies)

“It is exciting to see the global dental community embrace X-Guide Dynamic 3D Navigation so enthusiastically over the past few years,” Marandola said. “We look forward to continuing the momentum by driving innovative and useful advancements to the technology that will further enhance patient care and doctor productivity.”



## Here in San Diego

For more information on X-Nav Technologies and clinical applications of dynamic navigation, stop by booth No. 1114, visit [www.X-NavTech.com](http://www.X-NavTech.com) or call (855) 475-9628.

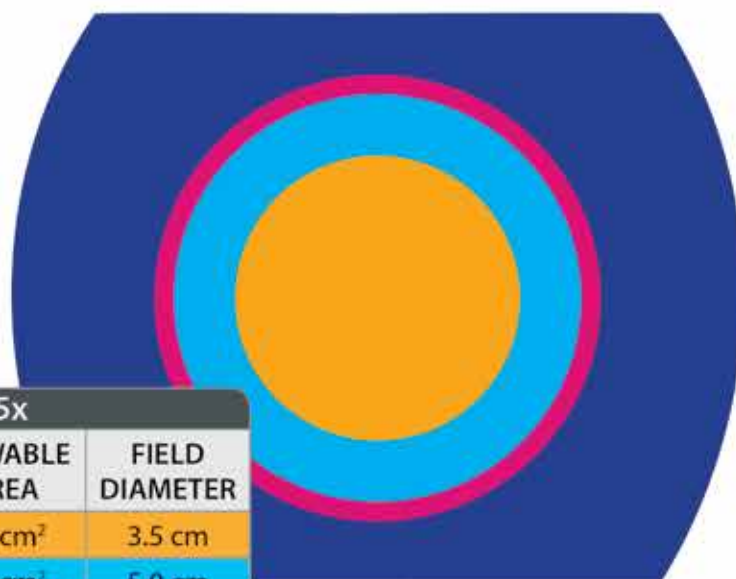




## See beyond expanded field with **Panoramic Loupes**

NEW patented panoramic field design, doubles the viewable area over prismatic expanded field optics

Available in 3.5x and 4.5x magnification



4.5x		
TYPE OF LOUPES	VIEWABLE AREA	FIELD DIAMETER
Galilean	10 cm <sup>2</sup>	3.5 cm
Micro-EF	20 cm <sup>2</sup>	5.0 cm
Classic-EF	24 cm <sup>2</sup>	5.5 cm
Panoramic	65 cm <sup>2</sup>	9 x 7 cm

Visualize the entire  
oral cavity using  
4.5x magnification!

**SAVE \$250** with a **COMBO**

when you order both Loupes and HDi Headlight

**A0**  
BOOTH #  
**622**



Award Winning  
**HDi Headlights**



LED DayLite® Micro HDi



LED DayLite® WireLess Mini HDi



**Designs for Vision, Inc.**

4000 Veterans Memorial Hwy. • Bohemia, NY 11716-1024 • 1.631.585.3300

1.800.345.4009 • [info@dvimail.com](mailto:info@dvimail.com) • [DesignsForVision.com](http://DesignsForVision.com)

[f](#) [i](#) [t](#) [in](#) @Designs4Vision