

# today 09 10



**Uvener**  
Yesterday morning, *today international* had the opportunity to speak with developer and dentist Dr Sigal Jacobson about the development of the product and what makes it unique.

»Page 2



**Interview**  
This year at IDEM, an entire symposium will be dedicated to the post-amalgam era. Scientific programme director Dr David Alexander spoke with presenter Prof. Hien Ngo about its impact on dental practice.

»Page 6



**What's on in Singapore**  
Owing to its rich cultural and culinary scene, Singapore offers something for nearly everyone. Here are some tips how to spend your time off in the Lion City.

»Page 15

## Singapore health minister joins opening of IDEM

Gan announces initiatives to address oral health care needs of the elderly



With an ever-increasing number of people over the age of 65, Singapore's population is ageing faster than other countries in the South-East Asian region. Addressing attendees of the International Dental Exhibition and Meeting (IDEM) in Singapore yesterday, the country's minister of health, Gan Kim Yong, provided insight into how the city-state intends to address the growing dental care needs of this vulnerable population.

Emphasising the negative impact of oral disease on the elderly, Gan said that his ministry took the first step in addressing the particular needs of seniors with the introduction of the first geriatric

and special needs dentistry clinic at the National Dental Centre last year. More facilities offering the equipment for and expertise in treating elderly patients are to be introduced with the opening of the new Centre for Oral Health in 2019. In order to train more dental professionals in the needs of elderly patients, the ministry is currently also providing sponsorships in the areas of geriatric and special needs dentistry. Multidisciplinary collaboration has also been stepped up with improved education of allied health professionals, such as oral therapists.

"I would like to take this opportunity to thank all dental practitioners who have been volunteering their services to the nursing homes outside their usual working hours. I would like to encourage more to take part in this meaningful service," he said.



Minister of Health Gan Kim Yong.

Gan attended yesterday's IDEM opening ceremony as a guest of honour. In addition to the minister, delegates were addressed by Singapore Dental Association President Dr Kuan Chee Keong, FDI World Dental Federation President Dr Patrick Hescot and Koelnmesse Vice President for Asia Pacific Michael Dreyer, who

invited professionals to make use of the extended offerings at this year's show. In addition to a sold-out industry exhibition featuring the latest products and innovations from over 500 manufacturers and distributors around the globe, delegates will be able to learn more than ever before about the latest developments in den-

For more information on IDEM Singapore 2016, please visit the official congress website at [www.idem-singapore.com](http://www.idem-singapore.com). The latest news from the show floor is available daily through the *today international* congress newspaper or online at the *Dental Tribune Asia Pacific* website ([dental-tribune.asia](http://dental-tribune.asia)). ◀

tistry by attending the congress programme.

Besides the numerous clinical presentations and hands-on workshops being presented by internationally distinguished experts, there are programmes for all members of the dental team, including dental technicians and auxiliary staff, such as nurses and hygienists. Furthermore, participants at this year's show will be able to find out more about the latest dental tools and technologies during the daily symposia being presented by the Dental Tribune Study Club again at Booth 6N-17 in the exhibition hall on Level 6.

AD

### DT&SHOP

We are an internationally leading distributor of dental laboratory supplies, and with 50,000+ products, we offer the most comprehensive range of dental lab products worldwide. We export to more than 70 countries, and with 96% product availability and our sophisticated logistics system, we have products delivered to you in no time.

Dealers wanted!

Visit us at the German Pavilion in Hall 4, stand 4H-16 and learn more about what makes us different.

DT&SHOP Mangelsfeld 11-15 · D-97708 Bad Bocklet · Tel 00800 22 55 55 22 or +49 9708 909-120 Fax 00800 22 99 99 22 or +49 9708 909-126 · export@dt-shop.com · www.dt-shop.com

# Predictable cosmetic dentistry with Uveneers

An interview with developer and dentist Dr Sigal Jacobson

■ Recognising a gap in the market, a few years ago, Australian dentist Dr Sigal Jacobson developed a unique, minimally invasive template system that was designed to create beautiful direct composite veneers with predictable shapes and symmetry in only one visit. Now exclusively distributed by dental manufacturer Ultradent worldwide, the Uveneers system is currently on display at IDEM on Level 6 (Booth 6K-05 & 6K-09). Yesterday morning, *today* had the opportunity to speak to Dr Jacobson about the development of the product and what makes it unique.

**today: Dr Jacobson, could you please tell us the incentive behind the development of Uveneers?**

**Dr Sigal Jacobson:** During my 20 or so years as a dentist, I developed a strong love for cosmetic work. Minimally invasive dentistry was something I wanted to follow, especially the use of composites. Much of the temporary work I did with the

material lasted for many years, which showed how good composites had become. I was still struggling, however, to do cosmetic dentistry with composites because it was very time-consuming and an artistic challenge overall. While I took many courses to learn how to place composite veneers, the time factor remained an issue. That is why I looked into the market to find out what else could help me to make treatment quicker.

While everything is templates nowadays, we did not have templates for composite veneers and so I started to work on this idea. I was surprised that no one had done it before, because it is so simple: just place a template, press and cure. I first used it in my clinic and because it was so successful, my husband and I took it to engineers in Australia. After two years of developing and perfecting the system, we finally came out with the Uveneers. I was

surprised at how well it was received by dentists. Apparently, it addressed not only my problem but also those of other dental professionals.

**How did the collaboration with Ultradent arise?**

As soon as we had the first samples ready, we went to the Chicago Dental Society Midwinter Meeting. There, we literally had the worst booth, but we pulled through. We were very busy and after the positive feedback, we began to search for distributors and markets and to sell Uveneers worldwide over the Internet. Later at the Greater New York Dental Meeting, we were approached by Dr Dan Fischer, the CEO of Ultradent, who had a close look at the system. Shortly thereafter, Ultradent became the exclusive distributor of Uveneers worldwide. Owing to the company's overall minimally invasive dentistry approach regarding products, Uveneers are a very good fit for Ultradent.



• Dr Sigal Jacobson

**What are the main advantages of the system?**

First of all, it allows one to perform predictable dentistry. Cosmetic dentistry is all about predictability and it is important that one can predict the outcome before making the composite veneers. One can actually see the outcome without having to bond and etch. This saves a great deal of time. Furthermore, it is very affordable, so dentists can increase their profits starting from the first case while being able to help patients in a very short amount of time.

In addition, Uveneers are suitable for not only direct composite veneers but also temporaries and mock-ups to show the patient the expected outcome. There are so many other uses for Uveneers. They are

also autoclavable, so one can use the templates many times over.

As I dentist, I wanted to do something for other dentists. We like something that is reusable and that is quick, simple and not too expensive. We gave users a one-month money-back guarantee. While we sold thousands, not a single one came back.

**This is the first generation of this product. What is in store for Uveneers in the future?**

We intend coming out with other developments around the product, but for the moment, I want dentists to acquire the first one. The second generation will definitely be a surprise.

**Thank you very much for the interview. ◀**



• Dr Jacobson is available at Booth 6K-09.

AD

PRINT  
DIGITAL  
EDUCATION  
EVENTS

**ESSENTIAL  
DENTAL  
MEDIA**

www.dental-tribune.com

VISIT US DURING  
IDEM 2016  
AT BOOTH 6N-17

dti] Dental  
Tribune  
International

The DTI publishing group is composed of the world's leading dental trade publishers that reach more than 650,000 dentists in more than 90 countries.


# Introducing Innovative and High-Quality Restorative Solutions



**BruxZir**<sup>®</sup>  
**ANTERIOR**  
— SOLID ZIRCONIA —



**INCLUSIVE**<sup>®</sup>  
TAPERED IMPLANT SYSTEM



Industry-standard Internal Hex Connection

**NEW!**

**HAHN**<sup>™</sup>  
TAPERED IMPLANT

Industry-standard Conical Connection



**INCLUSIVE**<sup>®</sup>  
MINI IMPLANT SYSTEM



**INCLUSIVE**<sup>®</sup>  
PROSTHETIC COMPONENTS



Industry-compatible Prosthetics

For more information

[www.glidewelldirect.com](http://www.glidewelldirect.com)  
[mail@glidewelldirect.com](mailto:mail@glidewelldirect.com)

Glidewell Direct is actively seeking distribution channels.

**GLIDEWELL DIRECT**

CLINICAL AND LABORATORY PRODUCTS

## In-Kone: An intelligent and comprehensive range of implants and prostheses



■ At IDEM Singapore, prominent French dental implant manufacturer Global D is presenting In-Kone, a new subcrestal implant system that can be used for effective treatment in all clinical situations. The recommended subcrestal positioning encourages bone crimping around the implant and excellent bone stability.

The implant is available in UNIVERSAL and PRIMO versions. The compressive profile of the In-Kone UNIVERSAL implant provides excellent performance in situations where rapid primary stability is required, such as post-extraction implantation, low-density bone or the use of short implants.

Owing to its progressive profile, the In-Kone PRIMO implant is particularly suitable for users looking for flexibility of use with a protocol that is reproducible in most clinical situations. The tulip-shaped profiles promote the formation of a thick mucosal joint.

In-Kone is available for a wide range of periodontal heights and in 4.0, 5.0 and 6.5 mm diameters and different colours. Both In-Kone UNIVERSAL and In-Kone PRIMO implants are compatible with the new ULTIMATE surgical protocol, thus giving users the freedom to choose the treatment.

The In-Kone ULTIMATE surgical kit provides optimum control of the progress of the drills in the bone. It ensures even or uniform distribution of the primary stability over the entire active surface of the implant. The drilling sequence enables the In-Kone UNIVERSAL and In-Kone PRIMO implants to be placed intuitively. The ULTIMATE protocol offers an innovative approach to the preparation of the implant site based on the latest technological advances in cutting instruments for bone surgery.

Visitors at IDEM Singapore can obtain more information about the entire product range at Global D's booth (Booth 6J-02). ◀

## Aqium 3D: Precise impressions with unique hydrophilicity

■ In order to obtain a precise impression in the moist oral environment, rapid hydrophilicity is necessary. The silicones used in dentistry should displace the moisture quickly and easily flow into the smallest areas.

Müller-Omicron, a manufacturer of dental products based in Germany, offers with Aqium 3D a new product that meets these requirements. The scannable, addition-curing precision impression material is suitable for conventional and digital impression methods. Its properties include optimal hydrophilicity, high ultimate tensile strength, high modulus of elasticity, thixotropy and fluidity.

With Aqium 3D, Müller-Omicron has set new standards in digital dentistry.


"The impressions made with Aqium 3D are scannable without the need to add powders or sprays, so that it can be used in a digital data-based CAM process chain," explained Jens Günther, Director of Marketing and International Sales at Müller-Omicron. "For example, the combination of Aqium 3D LIGHT and Aqium 3D HEAVY has led to excellent prosthetic results."

3Shape, a leader in dental scanning systems, also recommends Aqium 3D for CAD/CAM production of dental restorations.

Furthermore, owing to a new mixing technology, the user saves 28 per cent of the material per application.

Aqium 3D is available in different viscosities (LIGHT, MEDIUM, MONO and HEAVY/PUTTY SOFT) and in 50 and 380 ml double cartridges. Aqium 3D can be used for crown and bridge work, as well as inlays and onlays.

Müller-Omicron customers and visitors at IDEM Singapore can obtain more information about the entire product range of impression and bite registration materials, disinfectants, silicones and other laboratory products at the company's booth (Booth 4K-23). ◀



## BruxZir Anterior Crowns & Bridges launched by Glidewell Laboratories



■ Since the brand's release in 2009, BruxZir Solid Zirconia has successfully passed the six-year mark in clinical usage, with more than 10 million units prescribed in that time period. According to the manufacturer Glidewell Laboratories, the highly aesthetic material is one of the most prescribed brands of full-contour zirconia, a status owed to the countless dental and laboratory professionals who have adopted the material into their workplaces.

The BruxZir Anterior Solid Zirconia is the latest advancement of BruxZir Solid Zirconia and was specifically designed to satisfy the aesthetic and

functional requirements of the anterior region of the mouth. Exhibiting a substantially higher light transmission in the warm colour wavelengths than any previous version of BruxZir Solid Zirconia, BruxZir Anterior restorations are supposed to more closely match the vital translucency of natural dentition, making it an ideal solution for anterior and premolar cases. Indications include single-unit crowns as well as bridges with one pontic.

BruxZir Anterior exceeds the ISO strength requirements for cemented all-ceramic restorations and exhibits an average flexural strength of 650 MPa, which far exceeds the measured strengths of

competing glass ceramic restorations, the company said.

Preparation requirements are more conservative than competitors in its class, with only 0.8 mm of reduction needed. BruxZir Anterior restorations are designed and fabricated with proven CAD/CAM technologies, ensuring a precise fit.

For more information about BruxZir Anterior Crowns & Bridges, BruxZir Solid Zirconia, or the BruxZir Authorized Lab programme, IDEM visitors can visit the booth of Glidewell's distributor Pacific Dental Specialties (Booth 4N-20) at IDEM Singapore or the website [www.bruxzir.com](http://www.bruxzir.com). ◀

**today** About the Publisher

Editorial/  
Administrative Office DT Asia Pacific Ltd.  
c/o Yonto Risko  
Communications Ltd  
20A Harvard Commercial  
Building  
105-111 Thomson Road  
Wanchai, Hong Kong  
Phone +852.3113.6177  
Fax +852.3113.619  
Internet www.dental-tribune.com

Publisher Torsten Oemus  
Director of Finance  
and Controlling Dan Wunderlich  
Managing Editor Daniel Zimmermann  
Product Manager Claudia Salwiczek  
Production Executive Gernot Meyer  
Production F. Dachselt, M. Abicht

today IDEM appears during the International  
Dental Exhibition and Meeting in Singapore,  
8-10 April, 2016.

The magazine and all articles and illustrations  
therein are protected by copyright. Any utilisation  
without prior consent from the editor or publisher is  
inadmissible and liable to prosecution. No responsibility  
shall be assumed for information published  
about associations, companies and commercial  
markets. General  
terms and conditions  
apply, legal venue is  
Leipzig, Germany.

**diti** Dental  
Tribune  
International



Minimally invasive,  
maximally effective



**The new force in bone surgery:**

The new Piezomed offers extremely high performance, yet is gentle on soft tissue. In addition, it includes automatic instrument recognition and LED handpiece illumination. The handpiece with the cable is thermo washer disinfectable and sterilizable!

piezomed

# “The focus should be on maximum preservation of tooth structure”

An interview with Prof. Hien Ngo, Australia

■ With the Minamata Convention on Mercury signed in 2013 and its proposed phase-out of mercury-containing products, including dental fillings, dentistry has entered a new era in which new and less harmful filling materials than amalgam are increasingly gaining importance. This year at IDEM, an entire symposium will be dedicated to that topic. Scientific programme director Dr David Alexander spoke with presenter Prof. Hien Ngo from the University of Queensland in Australia about the post-amalgam era and its impact on dental practice.

**Dr David Alexander: Why is now the time to be organising such a detailed symposium on dental restorative materials?**

performance, we are well equipped to enter the post-amalgam era in dentistry. However, the call by the FDI and United Nations Environment Programme (UNEP) for the phase-down, rather than the removal of amalgam from our profession, indicated that these authorities realised that amalgam is still an important tool in many parts of the world. This is mainly because of its perceived low cost, long track record and high technique tolerance. There are billions of amalgam restorations still in service and the search for the ideal tooth replacement material is still ongoing. In preparation for the eventual removal of amalgam, the FDI policy statement stresses that authorities should work with the dental profession on a compre-

in 2013. Today, over 128 nations have signed it.

**As far as dentistry is concerned, what will be the main changes in everyday practice?**

The main changes include focusing on managing dental diseases, early detection and empowering patients in effective preventive regimes. When repair is required, the focus should be on maximum preservation of tooth structure. This can be achieved only with the use of adhesive dentistry and not amalgam.

In order to gain public confidence, dental practitioners should demonstrate and communicate their commitment to safe handling practices, effective waste manage-

ment and safe disposal of dental restorative materials. The public should be educated on the implications of the Minamata Convention and the choice of restorative materials should be based on a sound cost-benefit analysis of each particular case. In this new era, dentistry will be both challenging and fun, and the symposium will prepare participants for this new phase.

that new; thus, most dental professionals and their supporting staff will already be familiar with these materials, even if they may not be in widespread use in their clinics. New are the features and benefits that the most recently developed materials offer. The symposium will place much emphasis on this aspect, especially regarding the clinical techniques. Therefore, the adoption of new techniques, understanding the strengths and the limitations of various materials, and then the training of the wider dental team should not be too challenging. A benefit for every member of the dental team will be seen in patient satisfaction, as the aesthetics and longevity are so much greater now. The symposium will address restoring a single tooth, as well as



• Prof. Hien Ngo, University of Queensland, Australia.

knowledge and clinical experience in order to enable a greater understanding of the opportunities for oral health and dental practice in the shift towards the post-amalgam era of dentistry.

**By attending the symposium, will dentists be able to gain sufficient knowledge and skills to initiate the changes required in their practices?**

The secret to success in responding to this call to action is to focus on preparing for the new era. This symposium is intended to provide participants with an understanding of the rationale behind the phase-down of amalgam, and participants will gain detailed knowledge on tooth-coloured materials, learn new skills on the selection and application of these, and most importantly be able to communicate the significance of the changes to members of the dental team and patients. At the end of the day, participants will feel ready and empowered to embark on this new and exciting phase of dentistry.

**Clearly, the environment is at the heart of the treaty and the consequent changes in the practice of dentistry, but what do you see as other benefits to both the dentist and, of course, the patient?**

The risk associated with free mercury has been well acknowledged by the dental profession. Waste management and safe handling of amalgam have been observed, and they are well regulated. One can argue that, for the majority of dental practitioners, the transition to tooth-coloured restorative materials happened a while back. These materials have much improved performance and they are now very popular. The main objective of this symposium is to bring together a group of excellent speakers to provide the latest information to the participants, as well as to share experiences and skills. The list of speakers includes eminent dental leaders, scientists and clinicians to ensure that each participant will benefit.

**Thank you very much for the interview. ◀**



• (From left to right) Nobuteru Ishihara, Minister of Environment, Japan, Achim Steiner, UNEP Executive Director, Ikuo Kabashima, Governor of Kumamoto Prefecture, and Katsuaki Miyamoto, Mayor of Minamata, posing with a plaque commemorating the signing of the historic treaty.

**Prof. Hien Ngo:** The scope of the Minamata Convention is much wider than dentistry. Its main objective is to “protect human health and the environment from anthropogenic emissions and releases of mercury and mercury compounds”. In 2014, the FDI World Dental Federation issued a policy statement on dental amalgam supporting the recommendations of the Minamata Convention, which include the phase-down of amalgam. As this material has been one of the mainstays of dentistry for over 150 years, this move has huge impact on the way dentistry is practised every day. We need to start preparing today.

**Surely with all the various tooth-coloured restorative materials available we are already in the post-amalgam era?**

You are right, with the wide choice of tooth-coloured restorative materials and their improved

hensive global dental materials research agenda together with effective preventive strategies. In the post-amalgam era, the profession has to focus on both restorative and preventive approaches to the management of dental diseases.

**Briefly, how did the United Nations treaty on limiting the use of mercury come about?**

It started with the realisation of the negative impacts of mercury on the environment. The UNEP first looked into this issue in 2001. By 2003, it had concluded that there was enough evidence to recommend reducing the use of mercury globally. However, by 2009 UNEP realised that there was insufficient voluntary action, so it was decided to step up the pressure with the introduction of a legally binding instrument. This was the birth of the Minamata Convention, which was finally signed

ment and safe disposal of dental restorative materials. The public should be educated on the implications of the Minamata Convention and the choice of restorative materials should be based on a sound cost-benefit analysis of each particular case. In this new era, dentistry will be both challenging and fun, and the symposium will prepare participants for this new phase.

**As you already stated, dental amalgam has been one of the mainstays of dentistry for over 150 years. How can dental professionals acquire the knowledge, learn the skills and train their supporting staff to adopt the necessary procedures so that patients may enjoy the benefits of these modern materials, in most cases, in place of amalgam?**

The alternative restorative materials to dental amalgam are not

the entire dentition, and re-establishing a healthy oral environment.

**What are the major learning outcomes of the whole-day symposium?**

This symposium will enable participants to understand the rationale behind the need to phase down the use of dental amalgam and to gain a detailed and complete update on the latest advances in dental materials and the optimal techniques for clinical success.

By the end of the symposium, participants will have gained practical know-how to deliver effective, evidence-based and patient-centred preventive and restorative solutions in the everyday practice of dentistry.

We have assembled a panel of internationally prominent scientists and clinicians to share their



**veneer**<sup>™</sup>  
dental art made simple

**INTRODUCING** the  
only direct composite  
veneer template  
system

SEE  
UVENEER  
at  
BOOTH  
#6C-05



### Work Smarter and Faster with Predictable Results

Uveneer is a unique, minimally invasive template system that creates perfect direct composite veneers with predictable shape and symmetry. It mimics natural dentition and is designed to create high-quality, natural-looking anterior restorations in one visit. It can also be used for cosmetic mock-ups and shade selection as well as temporaries during porcelain veneer creation.

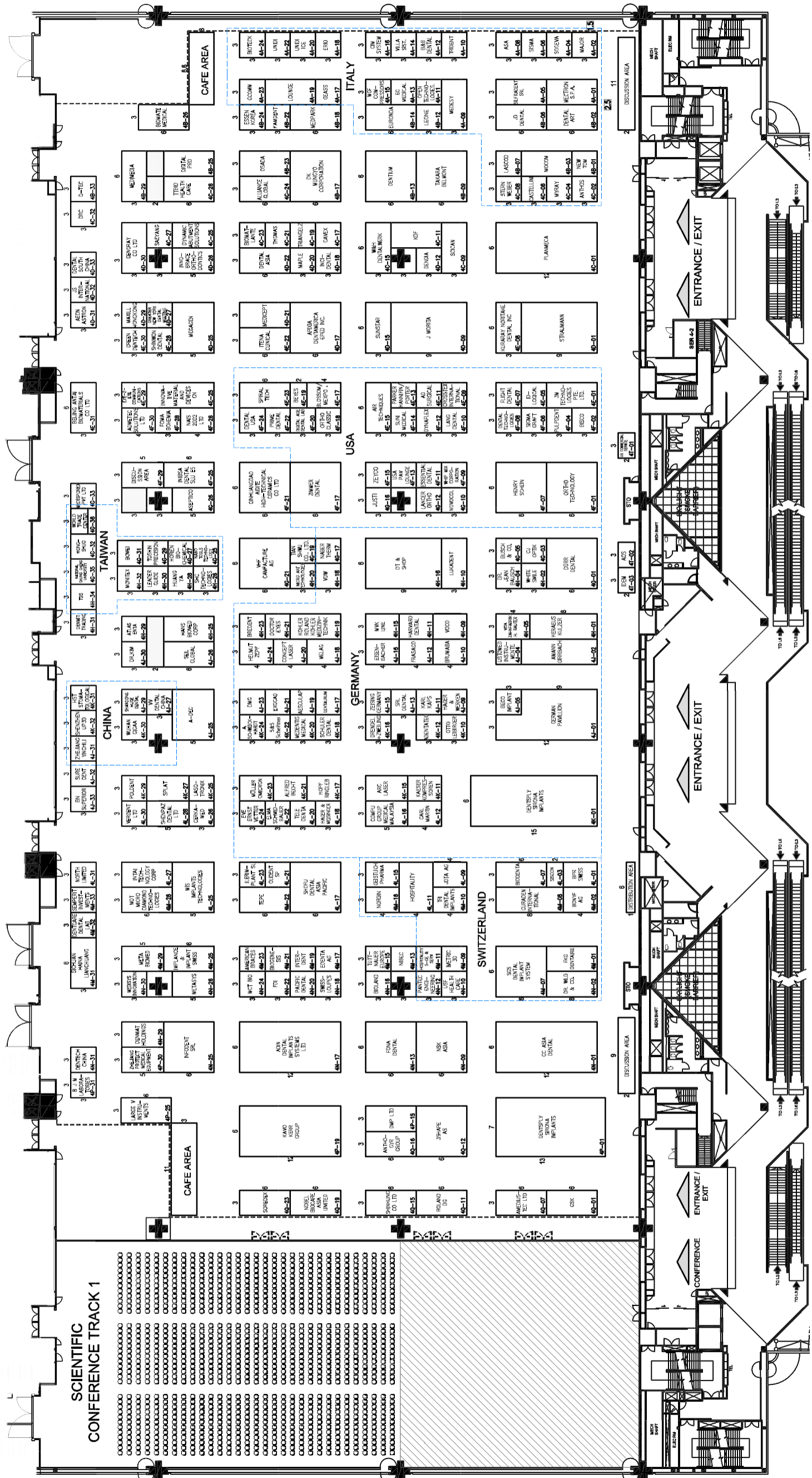


**ULTRADENT**  
PRODUCTS, INC.

Available exclusively through partners of Ultradent

ULTRADENT.COM

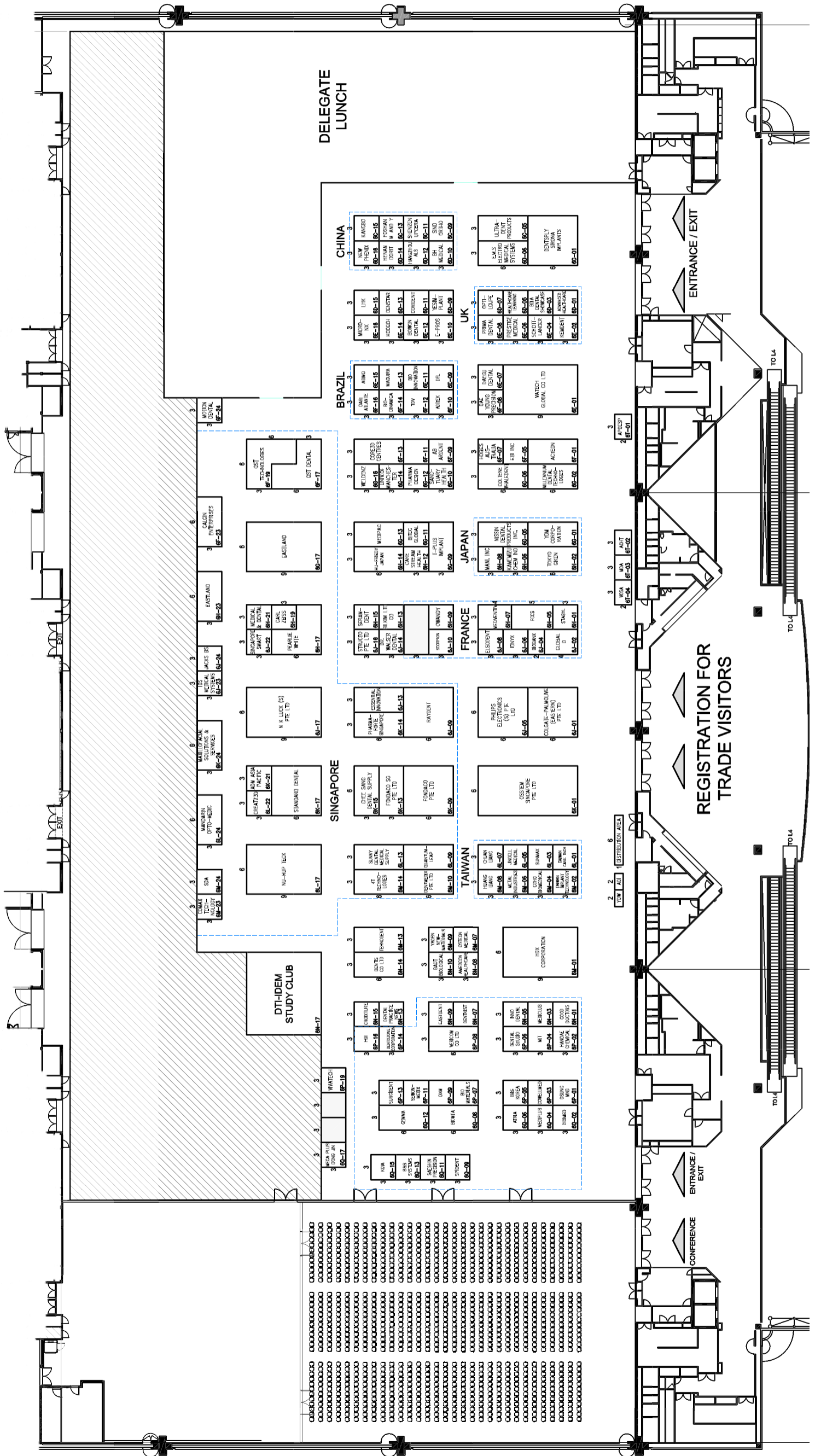
# Floor plan – Level 4



Last update was 22 March, 2016. May be subject to change.



# Floor plan – Level 6



Last update was 22 March, 2016. May be subject to change.