

## SAVE TEETH, IMPROVE LIVES

The Foundation for Endodontics travels to Jamaica to provide charitable care.

► page 6



## STORY BEHIND THE BURS

Dr. C. John Munce shares the moment that eventually led to the creation of the Munce Discovery Burs.

► page 12



## RUNNING AND LEARNING

Warm up with a cheerleader, join the 4th Annual 5K and attend some booth presentations.

► page 16



# Come in and take a seat



Attendees watch a live education session during a previous AAE annual meeting. Photos/Fred Michmershuizen, Endo Tribune

*There's a lot to learn, see and do here at AAE17, and it's time to get started*

**B**ourbon Street isn't the only crowded place here at AAE17. The classrooms and the exhibit hall are sure to be too as the annual meeting of the American Association of Endodontists gets under way.

"My goal for AAE17 is to offer a highly scientific, evidence-based program and to include speakers new to presenting at the annual meeting," said AAE President Linda G. Levin, in a press release before the meeting. "I also want attendees to enjoy all that New Orleans has to offer. From the sights, sounds and cuisine, there will be no mistaking we're in the Big Easy."

Attendees will be able to visit with nearly 100 vendors in the AAE17 Exhibit Hall to explore the latest in endodontic equipment, materials and supplies as well as gain access to practice manage-

► See SEAT, page 4

## 'This is about humanity and our role as health-care providers'

*In an interview, Dr. Anne Koch previews her lectures at AAE17 and offers some first-person insights*

By Fred Michmershuizen, Endo Tribune Managing Editor

**D**r. Anne Koch, who is presenting two lectures at AAE17, received her DMD and certificate in endodontics from the University of Pennsylvania. She is founder and past director of the Postdoctoral Program in Endodontics at the Harvard School of Dental Medicine, and she maintains a faculty position at the University of Pennsylvania School of Dental Medicine (endodontics) and is a senior fellow with Penn Medicine. She serves as a member of the Board of Overseers

for the University of Pennsylvania and is also the founder, co-developer and past president and CEO of Real World Endo.

Throughout her career spanning more than 40 years, she treated more than 30,000 patients and delivered more than 1,000 lectures worldwide — all before undergoing gender confirmation surgery at the age of 63.

In an interview, Dr. Koch offers a pre-

► See ROLE, page 3



Dr. Anne Koch

# Referrals Simplified

Securely and easily send electronic referrals



# RecordLinc

## Save time & stay compliant

Streamline communication among dental colleagues

Call: **415.749.1444**

Visit: **RecordLinc.com**



PATIENT PORTAL



REFERRALS



SCHEDULING



INTEGRATION



MESSAGING



eFORMS

## ENDO TRIBUNE

### PUBLISHER & CHAIRMAN

Torsten Oemus [t.oemus@dental-tribune.com](mailto:t.oemus@dental-tribune.com)

### PRESIDENT/CHIEF EXECUTIVE OFFICER

Eric Seid [e.seid@dental-tribune.com](mailto:e.seid@dental-tribune.com)

### GROUP EDITOR

Kristine Colker [k.colker@dental-tribune.com](mailto:k.colker@dental-tribune.com)

### MANAGING EDITOR ENDO TRIBUNE

Fred Michmershuizen  
[f.michmershuizen@dental-tribune.com](mailto:f.michmershuizen@dental-tribune.com)

### MANAGING EDITOR

Sierra Rendon [s.rendon@dental-tribune.com](mailto:s.rendon@dental-tribune.com)

### MANAGING EDITOR

Robert Selleck, [r.selleck@dental-tribune.com](mailto:r.selleck@dental-tribune.com)

### PRODUCT/ACCOUNT MANAGER

Humberto Estrada [h.estrada@dental-tribune.com](mailto:h.estrada@dental-tribune.com)

### PRODUCT/ACCOUNT MANAGER

Will Kenyon [w.kenyon@dental-tribune.com](mailto:w.kenyon@dental-tribune.com)

### PRODUCT/ACCOUNT MANAGER

Maria Kaiser  
[m.kaiser@dental-tribune.com](mailto:m.kaiser@dental-tribune.com)

### CLIENT RELATIONS COORDINATOR

Leerol Colquhoun  
[l.colquhoun@dental-tribune.com](mailto:l.colquhoun@dental-tribune.com)

### EDUCATION DIRECTOR

Christiane Ferret [c.ferret@dtstudyclub.com](mailto:c.ferret@dtstudyclub.com)

Tribune America, LLC  
116 West 23rd Street, Suite 500  
New York, NY 10011  
Phone (212) 244-7181  
Fax (212) 244-7185

Published by Tribune America  
© 2017 Tribune America, LLC  
All rights reserved.

Tribune America strives to maintain the utmost accuracy in its news and clinical reports. If you find a factual error or content that requires clarification, please contact Managing Editor Sierra Rendon at [s.rendon@dental-tribune.com](mailto:s.rendon@dental-tribune.com).

Tribune America cannot assume responsibility for the validity of product claims or for typographical errors. The publisher also does not assume responsibility for product names or statements made by advertisers. Opinions expressed by authors are their own and may not reflect those of Tribune America.

### Tell us what you think!

Do you have general comments or criticism you would like to share? Is there a particular topic you would like to see articles about in Endo Tribune? Let us know by e-mailing [feedback@dental-tribune.com](mailto:feedback@dental-tribune.com). We look forward to hearing from you!

If you would like to make changes to your subscription (name, address or to opt out) please send us an e-mail at [database@dental-tribune.com](mailto:database@dental-tribune.com) and be sure to include which publication you are referring to. Also, please note that subscription changes can take up to 6 weeks to process.

### Corrections

Endo Tribune strives to maintain the utmost accuracy in its news and clinical reports. If you find a factual error or content that requires clarification, please report the details to Managing Editor Fred Michmershuizen at [f.michmershuizen@dental-tribune.com](mailto:f.michmershuizen@dental-tribune.com).

### - ROLE, Page 1

view of her presentations at the annual session of the American Association of Endodontists in New Orleans, and she shares some of her personal experiences and insights.

*You are offering two presentations at AAE17 in New Orleans. Your first session is on bioceramic obturation. What can attendees to this session expect to learn about this topic?*

The first session will trace the development of the bioceramic obturation technique beginning with glass ionomer (Ketac Endo) in 1991. This led to the development of Activ GP and, ultimately, to the creation of EndoSequence BC Sealer.

Naturally, I will fully discuss the properties of bioceramics that make it such a wonderful material for endodontics.

*Your second presentation is on treatment of the transgender dental patient. What are the key points you will cover?*

This presentation will address all the required aspects of care, beginning with a description of terms as well as how to create the proper office environment. This will lead to a discussion of the medical challenges these patients face and how those challenges might affect their dental treatment. There will also be a comprehensive discussion of the various options that transgender patients have concerning "transition." This will include surgical options.

*As part of this presentation, will you also be weaving in insights from your own personal journey?*

In addition to describing the various aspects of transgender dental care, I will examine the phenomenon of a gender transition through the eyes of a patient, as well as through the eyes of an experienced health-care provider. There will be an extended question-and-answer session at the conclusion of the presentation.

*This is a topic that doesn't seem to have been offered at dental meetings until now. In your view, are transgender patients being underserved?*

Transgender patients historically have been a marginalized group of patients. They have been underserved in all aspects of health care.

However, as access to care improves for this group, we as dental providers need to know how to act in the most professional manner.

*One might imagine you often run into compatriots who might not have seen you since before your own transition. Any personal anecdotes you can share?*

Yes. I have a very good friend from Penn who is a dentist here in Massachusetts. At one of our local Boston meetings, I went up to him and said, "Hi Arthur!" I quickly realized that he did not recognize me, so I said, "Arthur, you know me."

## It Never Goes Away: Gender Transition at a Mature Age



### Dr. Anne Lauren Koch

The cover of Dr. Anne Koch's book, 'It Never Goes Away: Gender Transition at a Mature Age.'

### Here in New Orleans

Dr. Anne L. Koch will present "The Single Cone Bioceramic Sealer Obturation Technique: A Historical Perspective" on Saturday from 8:30 to 9:15 a.m. in Room 349; and "Treatment of the Transgender Dental Patient" on Saturday from noon to 12:45 p.m. in Room 349.

He looked at me with a strange look and replied, "I do?" I said, "Errr, Dr. Koch!" He then responded, "Oh, I got it. You're Ken Koch's wife!" To which I replied, "No — not really!"

We had a good laugh afterward. (He's still a good friend.)

*What is something people might be surprised to know about you?*

Tennis is a big part of my life. Two years ago, I won the Northeast Regional Senior Women's Tennis Championship (ages 45 and older). In the semi-finals, I beat the No. 1 player in the country 3 and 3! I did not play last year.

*Where can a dental professional learn more about the transgender community?*

One can obtain information from some of the medical center websites, such as the Transgender Center at Boston

Medical Center ([www.bmc.org/center-transgender-medicine-and-surgery](http://www.bmc.org/center-transgender-medicine-and-surgery)) as well as UCSF ([transhealth.ucsf.edu](http://transhealth.ucsf.edu)). Also, a great source of information is the Fenway Institute in Boston ([fenwayhealth.org/care/medical/transgender-health](http://fenwayhealth.org/care/medical/transgender-health)).

*Do you have anything you would like to add?*

I recently completed a book for Rutgers Press, "It Never Goes Away: Gender Transition at a Mature Age."

When I transitioned, I had the unique opportunity to view the process through two different prisms. One was that of a patient, and the other was through the eyes of an experienced health-care provider. What I witnessed was at times both exhilarating and concerning.

During the past five years, the number of individuals describing themselves as transgender has simply exploded. As these individuals work their way into the health-care system, I found myself wondering whether they were being treated properly and with dignity, and whether they were being told the truth. I decided to tell my story, as well as share information that I learned along the way.

At the end of the day, this is about humanity and our role as health-care providers.

*'When I transitioned, I had the unique opportunity to view the process through two different prisms. One was that of a patient, and the other was through the eyes of an experienced health-care provider. What I witnessed was at times both exhilarating and concerning.'*

← SEAT, Page 1

ment and other business resources to support endodontic practices.

On the educational side, AAE17 is offering more than 100 sessions in a variety of tracks, including “Pulp Fiction,” which will address controversial and misunderstood topics in the specialty; “Saving the Natural Tooth,” which will share the latest evidence and recommended treatments to save patients’ teeth; and “Surgical and Nonsurgical Endodontics.”

The highlight of the “Surgical Endodontics” track is “Endodontic Microsurgery: 3-D Live Demonstration,” taking place from 10:30 a.m. to noon today, and again from 1 to 2:30 p.m., both times in Exhibit Hall D. During the presentation, two live endodontic microsurgeries — one mandibular molar, one maxillary molar or premolar — will be transmitted from the exhibition floor in 3-D-technique.

Observers in the auditorium will view the procedures in real time exactly as the surgeon does through the microscope. The three-dimensional screening mode will enhance the illusion of depth perception.

#### AAE17 General Session

This year, the AAE17 General Session, which takes place today from 3:30 to 5 p.m. in the La Nouvelle Orleans, will feature keynote speakers James Carville and Mary Matalin. These New Orleans residents and one of America’s best-loved

political couples will provide an enlightening look at today’s most important political issues.

All registered attendees and their registered guests are welcome to attend. No ticket is required.

#### Special events

Of course, the special events don’t stop there. Thursday morning features the President’s Breakfast from 8:30 to 10 a.m. in the La Nouvelle Orleans room. Plan to be a part of this breakfast event featuring AAE President Dr. Linda G. Levin. It’s open to all registered attendees.

Later that day, starting at 4 p.m., the Louis I. Grossman Ceremony will be held in the St. Charles Ballroom at the Hilton Riverside. This ceremony will recognize the newest diplomates of the American Board of Endodontics.

On Friday morning, from 8:30 to 9:45 a.m., the General Assembly will take place in the La Nouvelle Orleans.

During the General Assembly, the AAE’s annual business meeting, you can hear reports from AAE leaders, vote on important changes to the constitution and bylaws, and see the installation of new officers and board members. The winners of the AAE/DENTSPLY Resident Awards will be announced at this event as well.

All AAE members are encouraged to attend. The event is sponsored by Dentsply Sirona Endodontics.

On Friday night from 8 to 11:30, you can Celebrate New Orleans! at the Grand Sa-



The exhibit hall at AAE has more than 100 companies showcasing the latest products and technology.

lon at the Hilton Riverside. Join in behind a brass band for a parade through the streets of New Orleans. The parade will end at Generations Hall, where there will be a variety of entertainment, including Rebirth Brass Band and Savoy.

Attendees and their registered guests are welcome to attend, though everyone must have a badge for admittance. The evening is sponsored by Dentsply Sirona Endodontics.

Finally, join the Edgar D. Coolidge Jazz Brunch from 10:15 to 11:45 a.m. Saturday in the La Nouvelle Orleans. Here, you can be part of the ceremonies to acknowledge the winners of the most prestigious AAE honors and awards.

The event is open to all registered attendees, and tickets can be purchased for guests at an additional cost.

(Source: AAE)

AD

**STRUGGLING TO STAY AFLOAT?**

**FIND OUT WHY LVI IS YOUR LIFE SAVER.**

Register Now For **CORE I Advanced Functional Physiologic Dentistry**

888.584.3237 • [www.lviglobal.com](http://www.lviglobal.com) • [concierge@lviglobal.com](mailto:concierge@lviglobal.com)

**LVI GLOBAL**

**CHANGING DENTISTRY. CHANGING LIVES.**

Las Vegas Institute for Advanced Dental Studies, LVI Global is an ADA Recognized Provider

ADA CERP is a service of the American Dental Association to assist dental professionals in identifying quality providers of continuing dental education. ADA CERP does not approve or endorse individual courses or instructors, nor does it imply acceptance of credit hours by boards of dentistry.

Concerns or complaints about a CE provider may be directed to the provider or to the Commission for Continuing Education Provider Recognition at [ADA.org/CERP](http://ADA.org/CERP).

Approved PACE Program Provider FAGD/MAGD credit. Approval does not imply acceptance by a state or provincial board of dentistry or AGD endorsement. 09-01-15 to 5-31-18. Provider ID# 208412

ADA CERP Continuing Education Recognition Program

MEISINGER INTRODUCES  
**MEIENDO**<sup>®</sup>

*Meisinger* since 1888

VISIT US AT AAE  
BOOTH #749

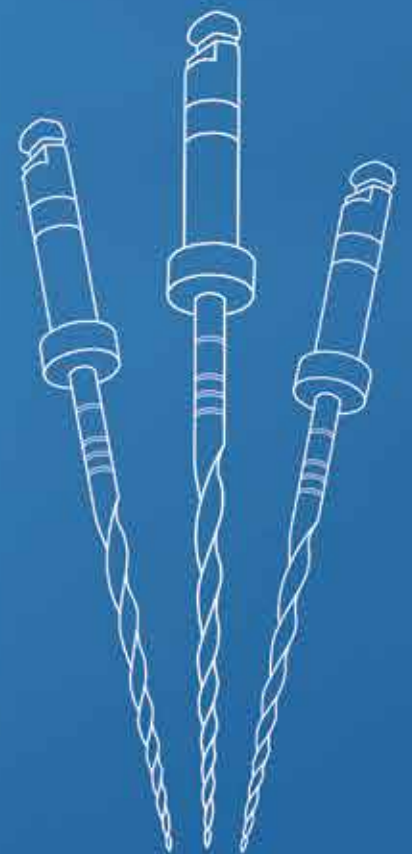
CONTROLLED  
MEMORY

FLEXIBILITY

STRENGTH

Quality you have come to expect from Meisinger since 1888, now available in endodontic files.

- MEIFLEX HEAT TREATED TECHNOLOGY
- ROTARY & RECIPROCATING SYSTEMS



Meisinger USA LLC  
10200 E. Easter Avenue  
Centennial, Colorado 80112  
TEL: 303-268-5400 / 866-634-7464  
WEBSITE: [www.meisingerusa.com](http://www.meisingerusa.com)

*Meisinger* since 1888

# Improving lives by saving teeth

## Foundation for Endodontics supports charitable care in Jamaica

**M**ore than 100 teeth have been saved with root canal treatment, thanks to volunteer endodontists and endodontic residents who have provided free treatment to patients in need in Treasure Beach, Jamaica. Three trips conducted during the past year are part of the Outreach Program of the Foundation for Endodontics.

The program is a new initiative to provide patients with the highest standard of care and access to treatment to save teeth that might otherwise be extracted.

“A lost tooth has serious emotional, social and physical consequences,” said Foundation for Endodontics President Dr. Peter A. Morgan. “The opportunity to preserve a tooth with root canal treatment often isn’t an option for patients who have limited access to care. Our teams are honored to be there to relieve pain, save teeth, save smiles and improve lives.”

Foundation volunteers Dr. Fiza Singh of Boston, Dr. Juheon Seung, a resident at the University of Maryland, and Dr. Eduardo A. Cruz, a resident at Harvard School of Dental Medicine, recently returned from their charitable care trip to Jamaica. The volunteers are working in Treasure Beach’s Helping Hand Clinic, a church that has been converted into a dental clinic.

The teams of endodontists work under the guidance of Dr. William Griffin and Dr. James Carney, who have a longstanding association with the facility. In addition to providing treatment, the volun-

teers are educating patients about the benefits of saving their teeth and working side-by-side with general dentists and predoctoral students from the United States, thereby enhancing their understanding of the endodontic specialty.

“It is very emotional. I am thrilled with what we are doing,” said volunteer Dr. Daniella S. Peinado, an endodontist in Jacksonville, Fla., and a Foundation for Endodontics trustee. “The excitement and commitment of this team is something really amazing, and the patients are so grateful that we’re able to save their teeth.”

Seiler Microscope and Manufacturing Co., Brasseler USA and Patterson Dental Supply contributed instruments to enable the foundation’s teams to provide quality care.

The foundation budgeted for four international outreach trips in 2017. These funds will cover the cost for two residents and one endodontic mentor to travel to and stay in Jamaica as well as a license to practice in the country, med-vac insurance and other precautionary measures. The foundation hopes to grow this initiative and provide a wider array of opportunities and international destinations.

### About the Foundation for Endodontics

The mission of the Foundation for Endodontics is to support endodontics by providing resources and funding for research, education, public awareness and access to care. The Foundation for Endodontics supports saving natural teeth for all through the efforts of endodontic specialists. More information about the Foundation for Endodontics is available online at [www.aae.org/foundation](http://www.aae.org/foundation).

(Source: AAE)



Dr. Fiza Singh, rear, and Dr. Eduardo A. Cruz, right, treat patients in Treasure Beach, Jamaica, as part of the Outreach Program of the Foundation for Endodontics. Photos/Provided by American Association of Endodontists



Patients wait in line to be seen at Treasure Beach’s Helping Hand Clinic in Jamaica.

# MUNCE DISCOVERY BURS®

The Original Troughing Bur™

## IMPOSSIBLE IS NOT A FACT...

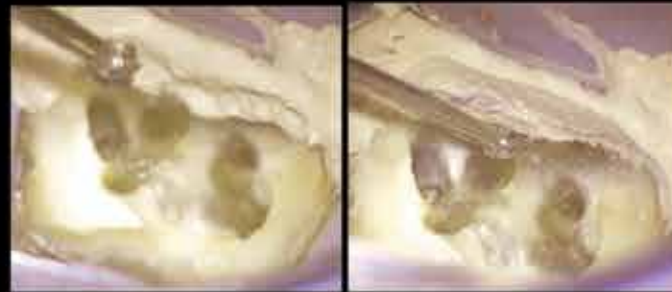


Xerostomia led to rampant cervical decay

- **#3 & #4 Shallow Troughers** remove sclerotic dentin, smooth the floor, uncover severely-calcified canals
- **#1, #1/2 & #1/4 Shallow Troughers** refine the entry points of the canals
- Gaping mesial defect is matrixed w/ an injectable mousse-like moisture-friendly crack-away barrier



- Barrier is first trimmed w/ a **#6 Cariesectomy Bur**
- Then refined to the precise mesial margin w/ smaller **Shallow Troughers**
- The orifices are blocked with cotton & Cavit
- Now under ideal isolation, composite is bonded to form a pre-endodontic build-up



- The barrier is dissected away as the axial walls are rough-prep'd
- Any remaining barrier is cracked away with an explorer
- Routine endodontic treatment, post and final coronal seal were completed at a subsequent visit

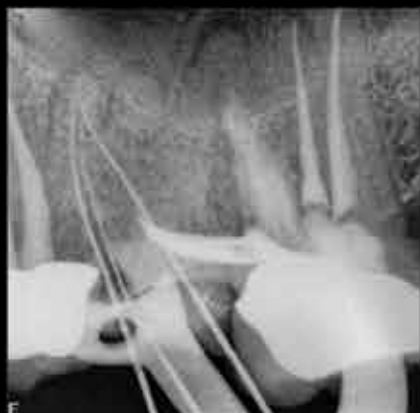


...IT'S AN OPINION.  
Muhammad Ali



Smallest head dia (#1/4) equal to tip of #50 K-file

- **Seven Head Sizes**
  - #1/4, #1/2, #1, #2, #3, #4, #6
- **Two Lengths**
  - 31mm Shallow Troughers
  - 34mm Deep Troughers
- **Two Shaft Diameters**
  - 1.0mm and 0.7mm



www.cjmengineering.com  
Toll Free: 888/256-0999  
Worldwide: 805/962-5532  
Santa Barbara, California



# Nanodiamonds might prevent tooth loss after root canals

People undergoing root canals may have gained a powerful, if tiny, new ally. Researchers from the UCLA School of Dentistry have found that using nanodiamonds to fortify a material used in the procedure could significantly improve outcomes for patients. A paper on their research was published in the peer-reviewed journal ACS Nano.

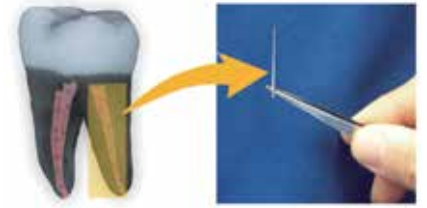
Nanodiamonds are tiny particles formed as byproducts of diamond re-

fining and mining. Thousands of times smaller than the width of a human hair, they have been widely explored for use in dentistry, cancer therapy, imaging and regenerative medicine, among other applications.

Each year, more than 15 million root canal procedures are performed in the United States. Dentists' goal is to save their patients' teeth from infected dental "pulp" — the part of the tooth that includes blood vessels and nerve tissue.

During a root canal, inflamed dental pulp is removed and the empty space is then filled in with a polymer called gutta percha, which is used in part because it does not react within the body. But some root canals don't entirely remove the infection, and residual infection after root canals can lead to tooth loss.

In addition, traditional gutta-percha has certain shortcomings, including a limited capacity to ward off infection and less-than-optimal rigidity.



A 3-D image of a tooth filled with nanodiamond-enhanced gutta-percha, and an individual gutta-percha point.

Photo/American Chemical Society, Dong-Keun Lee

To overcome those issues, the UCLA team developed and tested two types of reinforced gutta-percha: One strengthened with nanodiamonds and another strengthened with nanodiamonds that had been pre-loaded with antibiotics.

To evaluate the first type, Sue Vin Kim and Adelheid Nerisa Limansubroto, study co-authors and UCLA Dentistry students, filled actual teeth from human patients. Using conventional radiography and micro-computed tomography, or micro-CT, they showed that the nanodiamond-enhanced gutta-percha could be used to fill the tooth. Like the traditional formulation, the nanodiamond-enhanced compound did leave small gaps in the canal — where harmful bacteria could grow — but the CT imaging showed that the enhanced material filled the space just as effectively as traditional gutta-percha.

In the research's second phase, the scientists tested nanodiamonds that had been loaded with amoxicillin, a broad-spectrum antibiotic used to combat infection. The drug-reinforced nanodiamonds, when combined with the gutta percha, effectively prevented bacteria growth.

"The nanodiamond-enhanced gutta-percha combines many desirable properties into a single platform, including vastly improved mechanical characteristics and the ability to combat bacterial infection following a root canal," said Dong-Keun Lee, a postdoctoral scholar in Ho's lab.

The study involved UCLA researchers with expertise in a wide range of disciplines — materials science, nanotechnology, drug delivery, toxicology, oral radiology, endodontics, microbiology and other fields.

"Through their ingenuity and collaboration, Professor Ho's team is poised to transform the way that dentistry is practiced," said Dr. No-Hee Park, dean of UCLA Dentistry and a co-author of the study.

During the next two years, the team plans to optimize the formulation of the nanodiamond-reinforced gutta-percha and begin clinical trials at UCLA.

The study was supported by the National Cancer Institute, the National Science Foundation, the Wallace H. Coulter Foundation, the V Foundation for Cancer Research, the Society for Laboratory Automation and Screening, and Beckman Coulter Life Sciences.

(Source: UCLA School of Dentistry)

AD



# ROOTS

## SUMMIT

### is coming to

# BERLIN

28 June – 1 July 2018

Berlin, Germany

[www.ROOTS-SUMMIT.com](http://www.ROOTS-SUMMIT.com)





ADA CER-P® | Continuing Education Recognition Program



dti | Dental Tribune International



DT STUDY CLUB  
DENTISTRY | ENDODONTICS | RADIOLOGY | ORTHODONTICS




ROOTS SUMMIT



Tribune CME



Visit **Booth 119** to get a **FREE** pack of files\*



Imitator

Note the unwinding of files in the sequence after instrumenting 4 canals.



Dentsply Sirona ProTaper Gold®

The same predictable, smoothly tapered shape after instrumenting 4 canals.

# The cost of underperformance adds up

## Do the math

Testing showed unwinding was detected in a imitator rotary file sequence after preparing an average of just 1.4 canals using endodontic blocks. The same imitator file sequence also required 60% longer working time compared to ProTaper Gold®.\*

Underperforming files that unwind and require replacement during your case cost additional money, time and disrupt your flow.

Research doesn't lie.

\*While supplies last.  
\*Data on file.

[dentsplysirona.com](http://dentsplysirona.com)