

TIME FOR SHOPPING

Before you hit the exhibit hall, here are a few products you should make a note to check out.

► page 4

**SMILE FOR THE CAMERA**

Add a dose of cuteness to your day by taking your picture with the dogs of The Milo Foundation.

► page 9

**AN INTERACTIVE EXPERIENCE**

Don't just stand there. Join in some technology demos or participate in some one-on-ones.

► page 20



A bridge to the world



The Golden Gate Bridge, one of the highlights of San Francisco (apart from the AAO, of course). Ortho Tribune file photo

By Ortho Tribune Staff

It's all about building bridges this weekend at the American Association of Orthodontists' annual session — bridges between the old and the new, between science and technology, between you and your patients.

And, of course, it couldn't be more fitting for a meeting with the theme of "Bridging Science and Technology" to be held in San Francisco, home of one of the most famous bridges in the world.

During the next four days, you will have the chance to attend some of more than 100 doctors' lectures focusing on numerous clinical and practice-management topics.

Featured speakers include Dr. Laura Schlessinger, a world-renowned sex and relationship educator and therapist, TV, radio and Internet host, and assistant clinical professor of ob-gyn and psychiatry at the Feinberg School of Medicine at Northwestern University in Chicago. She has helped countless couples build stron-

► See BRIDGE, page 2

Get out and see San Francisco

Even though there is plenty to see inside the Moscone Center, there are many other things to see outside of it. Here are a few things you might not have seen before.

'Whales: Giants of the Deep' at California Academy of Sciences

Mighty and mysterious, colossal and charismatic, whales have captured our minds and inspired our wonder for centuries, yet remain some of the most elusive creatures on the planet.

Visitors to the California Academy of Sciences can now explore "Whales: Giants of the Deep," an interactive exhibit featuring enormous whale skeletons, in-

teractive media and rarely seen cultural artifacts. "Whales" is developed and presented by the Museum of New Zealand Te Papa Tongarewa, home to one of the largest marine mammal collections in the world.

In this 4,100-square-foot exhibit, visitors will dive deep below the ocean's surface to explore the fascinating evolutionary biology, adaptations and diversity of whales.

While gazing in awe at enormous whale skeletons and literally climbing through the inside of a life-sized blue whale heart model, adults and children alike will gain new perspectives of these majestic underwater giants.

For more information, visit www.calacademy.org.

Alcatraz Island and Angel Island combination tour

In collaboration with California State Parks and the National Park Service, Alcatraz Cruises offers a seasonal tour including both Angel Island State Park and Alcatraz Island. This combination tour runs during the spring and summer seasons. Ticket prices are \$63.50 per adult.

The combination tour is a five-and-a-half-hour journey. Ticket prices include the ferry rides to both islands, a one-hour historic tram tour on Angel Island and the cell-house audio tour on Alcatraz.

For more information, visit www.alcatrazcruises.com.

Muir Woods Shuttle

The easiest way to visit Muir Woods National Monument is also the most environmentally friendly. The Muir Woods Shuttle eliminates the hassles of parking and mountain driving, making the trip to this historic redwood grove more enjoyable. The convenient and low-cost service (\$5 for adults 16 and older) operates on weekends and holidays. For schedules, routes, locations and fees, visit www.marintransit.org/routes/66.html.

(Source: www.sanfrancisco.travel)

← BRIDGE, Page 1

ger relationships, improve their sex lives and achieve a heightened level of intimacy through her TV and radio shows, books, columns and website, along with her private practice based in Chicago. She serves on the advisory board for "The Dr. Oz Show" and is a regular guest on "The Steve Harvey Show." Her AAO session is called "The Passion Prescription."

Sixteen Pacific Rim speakers will lecture on topics such as management of third molars, photobiomodulation and lingual orthodontics using mini-tube appliances (MTAs).

A wide variety of other educational sessions are available, including:

- "Lessons Learned in 35 Years of Treating Obstructive Sleep Apnea" with Harry Legan
- "Efficient Mechanics with TADs to

Here at the AAO

For more information, including times and locations for education sessions, a list of exhibitors and more details about events, download the AAO mobile app on your smartphone or pick up an on-site program.

Manage Complex Orthodontic Problems" with Ravindra Nanda

- "Digital Orthodontics: Efficiency and Effectiveness of Tooth Alignment with the SureSmile System" by Anthony Puntillo

- "Micro-perforations: Indications and Application in Your Daily Orthodontic Practice" with Mani Alikhani

- "Surgery-facilitated Orthodontic Tooth Movement: What is the Evidence and How Does it Work?" by Yijin Ren

On top of all of the learning opportunities, this year's AAO session is also jam-packed with a bevy of interactive

and social events you won't want to miss. Some of these include:

- Opening ceremonies today from 5-7 p.m. featuring legendary rock 'n' roll band Huey Lewis and the News. Tickets are \$25.

- 5K Fun Run and Walk on Sunday from 6:30-8 a.m. \$25 per person and includes T-shirt.


- Excellence in Orthodontics Award Ceremony, noon to 2:15 p.m. Sunday. It's \$60 ticket and includes lunch (or \$15 ticket for awards/speaker, not including lunch). The keynote speaker is former TV late-night host Jay Leno.

Finally, you will definitely want to check out the 300,000-square-foot AAO Exhibit Hall featuring more than 300 exhibitors all gathered under one roof. If you have questions about a new product or want to learn what technology is best for your practice, you will want to save some time to browse the hall.

AD


STRAIGHT TEETH THE NATURAL WAY



MEETING PARENTS' DEMAND FOR EARLY ORTHODONTIC TREATMENT



MYOFUNCTIONAL ORTHODONTICS

"The Myobrace System™ has packaged Habit Correction, Arch Expansion and Dental Alignment into one integrated system making orthodontics more effective with health benefits for the growing child."



THE FINAL EVOLUTION IN MYOFUNCTIONAL ORTHODONTICS


- ✓ Treat more children earlier
- ✓ Increase patient flow
- ✓ Improve efficiency by delegation
- ✓ Added financial benefits

Attend a seminar to learn more:

www.myoresearch.com

1866-550-4696

usa.courses@myoresearch.com



ORTHO TRIBUNE

PUBLISHER & CHAIRMAN

Torsten Oemus t.oemus@dental-tribune.com

PRESIDENT/CHIEF EXECUTIVE OFFICER

Eric Seid e.seid@dental-tribune.com

EDITOR IN CHIEF ORTHO TRIBUNE

Prof. Dennis Tartakow
d.tartakow@dental-tribune.com

INTERNATIONAL EDITOR ORTHO TRIBUNE

Dr. Reiner Oemus r.oemus@dental-tribune.com

GROUP EDITOR

Kristine Colker k.colker@dental-tribune.com

MANAGING EDITOR ORTHO TRIBUNE

Sierra Rendon s.rendon@dental-tribune.com

MANAGING EDITOR

Fred Michmershuizen
f.michmershuizen@dental-tribune.com

MANAGING EDITOR

Robert Selleck, r.selleck@dental-tribune.com

PRODUCT/ACCOUNT MANAGER

Humberto Estrada h.estrada@dental-tribune.com

PRODUCT/ACCOUNT MANAGER

Will Kenyon w.kenyon@dental-tribune.com

MARKETING DIRECTOR

Anna Kataoka
a.kataoka@dental-tribune.com

ACCOUNTING COORDINATOR

Nirmala Singh n.singh@dental-tribune.com

EDUCATION DIRECTOR

Christiane Ferret c.ferret@dtstudyclub.com

Tribune America, LLC
116 West 23rd Street, Suite 500
New York, NY 10011
Phone (212) 244-7181
Fax (212) 244-7185

Published by Tribune America
© 2015 Tribune America, LLC
All rights reserved.

Tribune America strives to maintain the utmost accuracy in its news and clinical reports. If you find a factual error or content that requires clarification, please contact Managing Editor Sierra Rendon at s.rendon@dental-tribune.com.

Tribune America cannot assume responsibility for the validity of product claims or for typographical errors. The publisher also does not assume responsibility for product names or statements made by advertisers. Opinions expressed by authors are their own and may not reflect those of Tribune America.

EDITORIAL BOARD

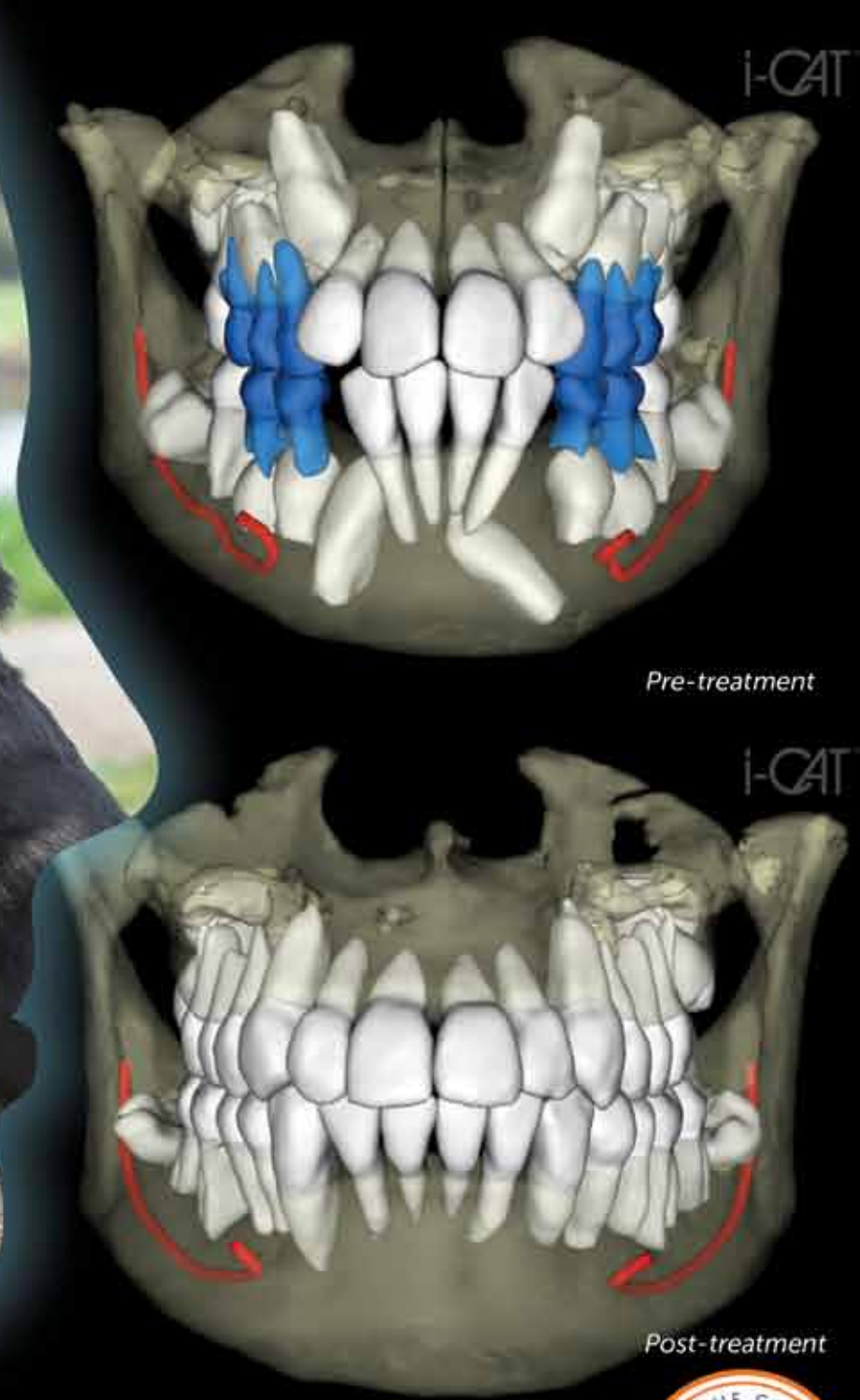
Jay Bowman, DMD, MSD (*Journalism & Education*)
Robert Boyd, DDS, MEd (*Periodontics & Education*)
Earl Broker, DDS (*TMD & Orofacial Pain*)
Tarek El-Bialy, BDS, MS, MS, PhD (*Research, Bioengineering and Education*)
Donald Giddon, DMD, PhD (*Psychology and Education*)
Donald Machen, DMD, MSD, MD, JD, MBA (*Medicine, Law and Business*)
James Mah, DDS, MSc, MRCD, DMSc (*Craniocfacial Imaging and Education*)
Richard Masella, DMD (*Education*)
Malcolm Meister, DDS, MSM, JD (*Law and Education*)
Harold Middleberg, DDS (*Practice Management*)
Elliott Moskowitz, DDS, MSd (*Journalism and Education*)
James Mulick, DDS, MSD (*Craniocfacial Research and Education*)
Ravindra Nanda, BDS, MDS, PhD (*Biomechanics & Education*)
Edward O'Neil, MD (*Internal Medicine*)
Donald Picard, DDS, MS (*Accounting*)
Glenn Sameshima, DDS, PhD (*Research and Education*)
Daniel Sarya, DDS, MPH (*Public Health*)
Keith Sherwood, DDS (*Oral Surgery*)
James Souers, DDS (*Orthodontics*)
Gregg Tartakow, DMD (*Orthodontics*) and
Ortho Tribune Associate Editor

Member Publication
AADE
American Association
of Dental Editors



**“I’M HAPPY
I GET TO KEEP
MY CANINES...”**

— Natalie, Patient of Dr. Sean K. Carlson



Pre-treatment

Post-treatment

Natalie’s case involved a very tricky transmigratory impacted canine in the mandibular jaw. Utilizing the data from an i-CAT scan, a clear path was discovered to bring that tooth into place and ultimately improve the function of her bite, the support of her lip structure and give her a fully intact smile she loves.

“It would have been easier to just remove that tooth, but with i-CAT 3D technology we were able to design a treatment plan to save her canine.”

*— Dr. Sean K. Carlson
Carlson Orthodontics, Mill Valley, CA*

**HELP US
REACH OUR
GOAL!**
i-CAT Booth #2037



**AT AAO
#2037**



SEE THE FULL REPORT AT
STORIES.i-CAT.COM

#their3Dstory

Available exclusively through
HENRY SCHEIN
DENTAL

Product indications for use (i-CAT and Tx STUDIO) at i-cat.com/ifu
No doctor or patient was compensated for their participation

www.i-CAT.com
800.205.3570

i-CAT[™]

©2016 i-CAT | i-CAT-30215 Rev. A

AAO product scrapbook

Here is a look at some of the products you'll want to check out in the exhibit hall

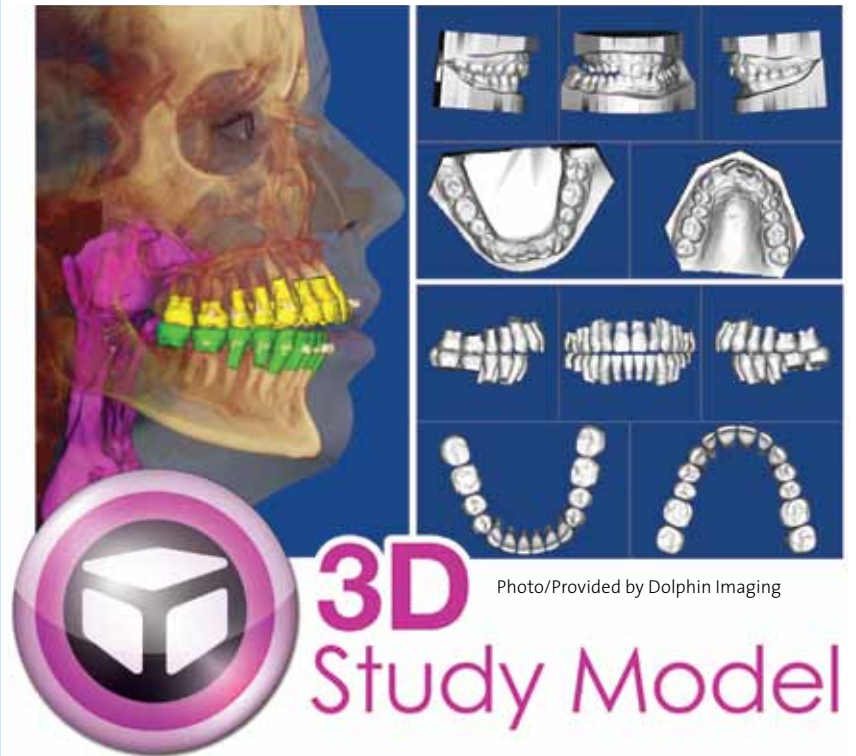


Photo/Provided by Kaleidoscope

Kaleidoscope

Kaleidoscope is a premier fully-customizable in-office digital marketing display. 'We previously had another product in our office, and Kaleidoscope is much better! It is Nordstrom vs. Kmart,' said the staff of Dr. Douglas Brown.

Kaleidoscope, booth No. 750



Photo/Provided by Dolphin Imaging

Dolphin 3D Digital Study Model software

Dolphin 3D Digital Study Model software lets you add digital study models to your Dolphin Imaging database. It works with all existing intraoral and study model scanners. Once your study model data is imported, you can set occlusion and orientation, display the models in various surface and volume views and take various 3-D measurements.

Dolphin Imagine, booth No. 829

PRG Barrier Coat

PRG Barrier Coat effectively treats dental hypersensitivity by providing immediate and long-lasting relief. A light-cured, bioactive, resin-based varnish with extended protection time of up to six months, PRG Barrier Coat was designed with self-adhesive abilities to allow easy application on flat and slanted surfaces. Only a thin protective layer is required (15 μ m) to block dentinal tubules from external irritants and provide esthetic results. HEMA-free, acetone-free and alcohol-free, PRG Barrier Coat has little odor and reduces the occurrence of detrimental effects on intraoral tissue.

Shofu Dental, booth No. 3136



Photo/Provided by Shofu Dental



Photo/Provided by LED Dental

Rayscan Alpha Imaging System

The RAYSCAN Alpha is a state-of-the-art digital extraoral imaging system developed by RAY Company, a spin-off of Samsung. Combining high-resolution pan/ceph/CBCT imaging with a low-dose setting, the RAYSCAN Alpha provides a combination of image resolution and patient safety. The system comes with a standard five-year warranty for peace-of-mind with your imaging investment.

LED Dental, booth No. 843

Improve your patient experience and accelerate your treatment plans.



A BIOLASE diode laser lets you solve soft tissue challenges you encounter in patients' work-ups – on the spot – without referring out, and without the bleeding, post-operative discomfort and negative collateral tissue consequences of scalpel, electrosurge or less effective diode lasers.

Improve Bracket Placement

Enhance Patient Hygiene

Solve Your Soft-Tissue Challenges

SAFE
to Use
Around Metal

iLase*



epicX




BIOLASE
Global Leadership in Lasers

Visit Booth #3051 for special pricing!

AAO product scrapbook

Here is a look at some of the products you'll want to check out in the exhibit hall




i-CAT FLX

The i-CAT FLX is the newest system in the i-CAT family of 3-D cone-beam imaging products, offering 3-D planning and treatment tools for orthodontics. Features of the i-CAT FLX include: full dentition 3-D imaging at a comparable dose to a 2-D panoramic X-ray with QuickScan+; an easy-to-use, guided workflow with the SmartScan STUDIO touchscreen interface; ability to capture traditional 2-D panoramic images with the i-PAN feature; an ergonomic stability system to minimize patient movement and maximize the accuracy of the scanning process; and exclusive Tx STUDIO software with specific orthodontic treatment planning tools and integration with CAD/CAM applications.

i-CAT Imaging Sciences, booth No. 2037



Photos/Provided by Imaging Sciences




Epic X

Epic X from Biolase is the newest generation of the company's award-winning portable dental laser. Epic X features pre-initiated tips, laser-assisted whitening and temporary relief of minor pain, all from a single diode laser solution. Biolase also is offering a reliability assurance plan, which ensures users are never without the Epic X for more than 24 hours.

Biolase, booth No. 3051

Photo/Provided by Biolase




Photos/Provided by 3M Unitek

Clarity ADVANCED Ceramic Brackets

Clarity ADVANCED Ceramic Brackets are a leading treatment choice and a perfect balance of innovation and design. The translucent ceramic material blends with the color of a patient's teeth and resists staining and discoloration, so anyone can smile with confidence during treatment. The bracket's low profile and rounded corners also makes it comfortable to wear. And if you have patients that want colored ligatures, Clarity ADVANCED Brackets make the colors "pop."


3M Unitek, booth No. 1129



Esprit, Class II corrector

Esprit, a Class II corrector, brings a variety of unique features, including a CNC-machined body that is smooth and durable and a new, innovative, patented clip. The clip is guaranteed to be easy to install and remove, and it stays in place without disengaging during treatment. Esprit also features a mesial hook that prevents rolling into the occlusion. The hook is smooth for patient comfort and can be removed with ease — no cutting required. Esprit's enclosed stainless-steel spring prevents painful pinching and unhygienic trapping of food. This enclosed spring also resists deformation and maintains consistent force throughout the patient's wear. The entire corrector is laser welded, allowing it to withstand even the toughest treatment from any patient — 100 percent guaranteed.

Opal Orthodontics, booth No. 1715



Photo/Provided by Opal Orthodontics

Icon

Icon by DMG removes post-ortho white spots in one patient visit without any drilling.

www.dmg-dental.com



Photos/Provided by DMG



Before Icon



After Icon



Photo/Provided by WildSmiles

WildSmiles Braces

WildSmiles are the only braces that turn correction into expression. According to the company, WildSmiles offers a proven treatment option that has been trusted by orthodontists for a decade. Brackets with patented shaped designer pads allow patients to express their individuality during treatment. A clinical study recently published in the AJO-DO finds WildSmiles are selected by 70 percent of young patients. Stop by the WildSmiles booth during the show to try your hand at a giant Jenga game. You could walk away with an historic \$2 bill if you can successfully pull a brick and place it on top without the tower falling.

WildSmiles, booth No. 3010



Photo/Provided by ClearCorrect

ClearCorrect

ClearCorrect works with more than 2,000 orthodontists and is a leading manufacturer of clear aligners. Visit the booth to receive 50 percent off your first case.

ClearCorrect, booth No. 545




Photo/Provided by GumChucks

GumChucks ORTHOGami

GumChucks ORTHOGami offers ortho flossing in less than two minutes. The flexible hook on one end of the disposable flossing tips allows you to safely and quickly position the floss under the arch wire and between brackets. No more threading, struggling or time-consuming contortions. Compliance might sky-rocket.

GumChucks, booth No. 2631



AD

See what
change
can do
for you.

ESPRIT GIVES YOU OPTIONS



**Comfort &
STRENGTH**
Now Aligned

esprit[™]
CLASS II CORRECTOR

NOW AVAILABLE
IN CLIP AND EUCLID PIN VERSIONS



Use the innovative machined clip design to allow for easy placement with predictable locking.



Use the annealed pin design for predictable bending every time.

Now the most technologically advanced bite corrector on the market is available in two installation options: clip or Euclid pin.

The new Esprit Euclid pin gives you control. No need to measure or cut, the Esprit Euclid pin is designed to always bend in the same spot—every time.

YOU USE THE BEST, AND SO DO WE.

Photos courtesy of Dr. Mike Cook

Visit our website or call to learn more about Esprit!

opalorthodontics.com/esprit

888.863.5883



opalorthodontics.com | 888.863.5883
© 2015 Ultradent Products, Inc. All rights reserved.

Saving canines at the i-CAT booth

Also on-site will be Dr. Sean Carlson and patient Natalie sharing 'Their Story' with attendees



Two dogs play tug-of-war at The Milo Foundation. Come meet some of these little guys in the i-CAT booth today and Sunday. Photos/Provided by i-CAT and The Milo Foundation

By i-CAT Staff

i-CAT™, a brand of the KaVo Kerr Group, is exhibiting here at the AAO Annual Session. Unique to this meeting and as part of the company's "Their Story" campaign, launched in November, i-CAT will introduce the latest story, featuring Dr. Sean Carlson and his patient, Natalie.

This growing collection of stories illustrates how doctors are using i-CAT imaging to help better patients' lives every day.

In Natalie's case of transmigratory impacted canines in the mandibular jaw, information from the i-CAT scan helped Carlson formulate a treatment that allowed Natalie to save her canines and thus retain her full complement of teeth.

Also at this meeting, the theme of saving canines will be taken to the next level as i-CAT partners with the Milo Foundation, an established 501(c)(3) nonprofit, no-kill animal shelter in Northern California. Its mission is to provide education, adoption services and sanctuary for many types and ages of animals.

John Fonseca, outreach coordinator for the Milo Foundation, will be at the booth today and Sunday, and attendees can get their photos taken with some great little canines that will be on site to promote pet care awareness.

Fonseca said: "The Milo Foundation is excited to participate with i-CAT in the 2015 AAO Annual Session. Animals' good health is extremely important, dental health included. This is an innovative opportunity for us to share information about our work and encourage support to help the many homeless animals, not only in California but throughout the country."

Jessica Kachmar, marketing manager for i-CAT, added: "We are very happy to host Dr. Carlson and Natalie and eager for clinicians to visit with them and discuss

Here at the AAO

Stop by the i-CAT booth, No. 2037, to meet Dr. Carlson and Natalie and to get your picture taken with the Milo Foundation dogs. Find more information on "Their Story" at stories.i-cat.com. For more information on The Milo Foundation, visit www.milofoundation.org.

their inspiring story at our booth. The success of that treatment entailed much hard work and knowledge from Dr. Carlson, effort and energy from Natalie, and quality 3-D cone beam scans from i-CAT. We are also appreciative of the humanitarian work done for needy animals by The Milo Foundation, and i-CAT will be donating to this worthy cause."

Attendees are encouraged to meet and greet with Carlson and Natalie, take pictures with Milo Foundation dogs and participate in the other activities in the i-CAT booth, No. 2037.



The Milo Foundation rescues adoptable dogs, like Axel, and cats of all ages, sizes and breeds from high-kill shelters throughout California. Since its founding, Milo has saved the lives of more than 25,000 animals.

AD

Visit us at AAO Booth #413

You'll notice the difference with Edge.

Edge is practice management software that makes lives easier. Orthodontists can access files and images from anywhere. Staff can automate workflow to take care of the little things so they can focus on the big things.

Patients can even share their new smiles with friends on social media. It's all from Edge, and it's only available from Ortho2.

ORTH02.COM/REVUP