

DAILY AT CDA PRESENTS!

DENTAL TRIBUNE

The World's Dental Newspaper · U.S. Edition

SATURDAY, AUGUST 17, 2013 — Vol. 5, No. 3

www.dental-tribune.com

SCENES FROM FRIDAY

Check out a presentation, play a game, visit a magician and find some people who really, really like you.

► pages 4-6



SHOW SPECIALS

Find an array of deals, including some 'buy one, get one free' offers, on the exhibit hall floor.

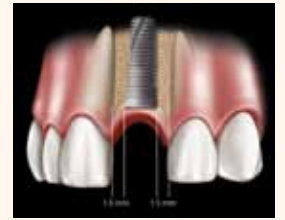
► page 5



STRIVING FOR PREDICTABILITY

Implant positioning in the esthetic zone is an ages-old dilemma. Here is some modern-day advice.

► page 8



Free for everyone!

Handouts and special pricing fill the exhibit hall

By Robert Selleck, Dental Tribune

Always a highlight in any exhibit hall, free handouts, free samples, free drawings, free trial offers and special pricing are abundant at CDA Presents.

Walking down just a few aisles enables an attendee to quickly fill a bag with brochures, trinkets, samples and more. Beyond that, of course, virtually every booth has CDA Presents special offers to help you decide to buy.

It's hard to miss the aroma of fresh popcorn wafting from booth No. 919, ProSites Website Design and Internet Marketing (also in booth No. 1733). There's often a line for free tubs of popcorn. And while waiting, more than a few folks have learned about the discounts ProSites has on bundled packages of services.

Steady lines can be found moving through the Colgate booth (No. 1702), where visitors take home a Colgate 360

► See FREE, Page 2



A wide variety of dental study models is on display in the Kilgore International booth (No. 1821), including skulls illustrating TMJ and dental nerves. Special CDA Presents pricing is available on all of the models, including the popular perio model and an oversized single-tooth implant model. Photos/Robert Selleck, Dental Tribune



What's your specialty?

By Fred Michmershuizen, Dental Tribune

No matter what your specialty — or even if you happen to specialize in general dentistry — there is no doubt a course, lecture or workshop that is right for you.

Dr. L. Stephen Buchanan presents the sold-out 'The Art of Endodontics: A Hands-On Workshop' on Friday morning. Photo/Fred Michmershuizen, Dental Tribune

Sessions are being offered here at CDA Presents on everything from implants to infection control to pharmaceuticals.

On Friday, one of the many highlights was Dr. L. Stephen Buchanan's sold-out "The Art of Endodontics: A Hands-On Workshop." Today, Buchanan presents a daylong lecture, "The Art of Endodontics: Everything Has Changed But the Anatomy," from 9:30 a.m. to noon and continuing from 1:30 to 4 p.m. in Room 104.

To get times and locations for the dozens of other offerings today, check the meeting guide or app.

←FREE, Page 1

toothbrush and samples of Colgate Total and Colgate Sensitive Pro-Relief toothpastes.

In the Philips Sonicare and Zoom Whitening booth (No. 2228), you can get a Zoom whitening touch-up pen, a sample of Zoom NiteWhite (22 percent carbamide peroxide) and a brush head for the Sonicare FlexCare Platinum toothbrush.

There's often a crowd at the Crest Oral-B booth (No. 1202), where brushing stations are set up to enable visitors to not just pick up free samples but to also try them. You get an Oral-B Pro-Health Clinical Pro-Flex toothbrush and sample sizes of Crest Pro-Health toothpaste, Crest Pro-health rinse and Oral-B Glide Pro-Health floss.

Check out the special show pricing on all of the dental study models — most cast from natural specimens — in the



Catlin Mongrain with Philips Sonicare and Zoom Whitening (booth No. 2228) gives a presentation to visitors before they receive a Zoom whitening touch-up pen loaded with 5.25 percent carbamide peroxide, a sample of Zoom NiteWhite (22 percent carbamide peroxide) and a brush head for the Sonicare FlexCare Platinum powered toothbrush.

Kilgore International booth (No. 1821). Beyes Dental Canada, booth No. 2402, has special CDA Presents pricing when you buy three handpieces.

A Zila rep will hand you a pack of Rotapoint Interdental Cleaners at booth No. 1926. You're welcome to some lip balm from Second Story Promotions in

booth No. 506 — as long as you take a moment to imagine your practice name and logo on your own batch.

And if you really want to go big, in the Planmeca booth (No. 2016), you can sign up for an in-office presentation about the ProMax S3 imaging system and be entered into a drawing to win one.

AD

INTERNATIONAL EXPODENTAL

MILANO

17 | 18 | 19 OTTOBRE

2013

PADIGLIONE 3
fieramilanocity

EXHIBITION
EVENTS
FORUM
COMMUNITY

UNIDI
Unione Nazionale Industrie Dentarie Italiane

ORGANIZZATO DA PROMUNIDI srl V.le Forlanini, 23 | 20134 Milano | Tel. +39 02 7006121 | expodental@expodental.it | www.expodental.it

**EXPODENTAL
forum**
CORSI ECM

DENTAL TRIBUNE

The World's Dental Newspaper · US Edition

PUBLISHER & CHAIRMAN
Torsten Oemus t.oemus@dental-tribune.com

PRESIDENT/CHIEF EXECUTIVE OFFICER
Eric Seid e.seid@dental-tribune.com

GROUP EDITOR
Kristine Colker k.colker@dental-tribune.com

EDITOR IN CHIEF DENTAL TRIBUNE
Dr. David L. Hoexter d.hoexter@dental-tribune.com

MANAGING EDITOR
Fred Michmershuizen
f.michmershuizen@dental-tribune.com

MANAGING EDITOR
Sierra Rendon s.rendon@dental-tribune.com

MANAGING EDITOR
Robert Selleck r.selleck@dental-tribune.com

PRODUCT & ACCOUNT MANAGER
Jan Agostaro j.agostaro@dental-tribune.com

PRODUCT & ACCOUNT MANAGER
Humberto Estrada h.estrada@dental-tribune.com

PRODUCT & ACCOUNT MANAGER
Will Kenyon w.kenyon@dental-tribune.com

COORDINATOR, ACCOUNTING DEPARTMENT
Nirmala Singh n.singh@dental-tribune.com

MARKETING DIRECTOR
Anna Kataoka-Wlodarczyk
a.wlodarczyk@dental-tribune.com

EDUCATION DIRECTOR
Christiane Ferret c.ferret@dstudyclub.com

Tribune America, LLC
116 West 23rd St., Ste. #500
New York, N.Y. 10011
(212) 244-7181

Published by Tribune America
© 2013 Tribune America, LLC
All rights reserved.

Tribune America strives to maintain the utmost accuracy in its news and clinical reports. If you find a factual error or content that requires clarification, please contact Group Editor Kristine Colker at k.colker@dental-tribune.com.

Tribune America cannot assume responsibility for the validity of product claims or for typographical errors. The publisher also does not assume responsibility for product names or statements made by advertisers. Opinions expressed by authors are their own and may not reflect those of Tribune America.

EDITORIAL BOARD

Dr. Joel Berg
Dr. L. Stephen Buchanan
Dr. Arnaldo Castellucci
Dr. Gorden Christensen
Dr. Rella Christensen
Dr. William Dickerson
Hugh Doherty
Dr. James Doundoulakis
Dr. David Garber
Dr. Fay Goldstep
Dr. Howard Glazer
Dr. Harold Heymann
Dr. Karl Leinfelder
Dr. Roger Levin
Dr. Carl E. Misch
Dr. Dan Nathanson
Dr. Chester Redhead
Dr. Irwin Smigel
Dr. Jon Suzuki
Dr. Dennis Tartakow
Dr. Dan Ward

Tell us what you think!

Do you have general comments or criticism you would like to share? Is there a particular topic you would like to see articles about in Dental Tribune? Let us know by e-mailing feedback@dental-tribune.com. We look forward to hearing from you! If you would like to make any change to your subscription (name, address or to opt out), send us an e-mail at database@dental-tribune.com and be sure to include which publication you are referring to. Also, please note that subscription changes can take up to six weeks to process.

Natural vitality with toughness far surpassing conventional ceramics

Obsidian™

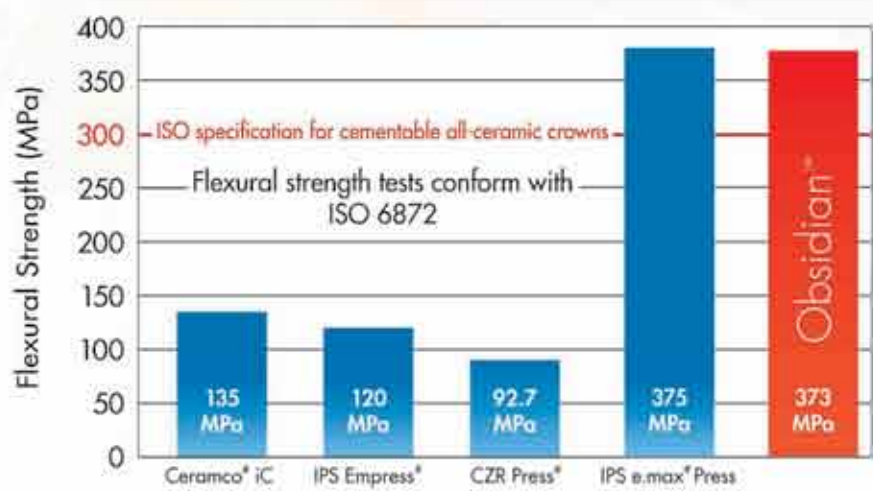
LITHIUM SILICATE CERAMIC



Obsidian veneers were placed on teeth #7-10 to close diastema and bring teeth into ideal arch form.

\$99 /unit
\$79 /unit from digital scan

Obsidian joins the class of high-strength monolithic ceramics that significantly improves durability



- Obsidian ceramic exceeds the strength requirements for cemented all-ceramic restorations and can also be bonded when desired
- Obsidian ceramic is indicated for individual crowns, 3-unit anterior bridges, veneers, inlays and onlays
- Obsidian ceramic resists chipping compared to a layered ceramic or PFM restoration



The first bicuspid had a large direct composite with recurrent gingival decay, and the second bicuspid had a stainless steel crown. Both were replaced with Obsidian crowns. Versatile Obsidian ceramic can already be used as a monolithic material, and soon will also be available pressed to metal for a high-strength PFM.

Ceramco iC data cited from: prosthetics.dentsply.com/media/27608/proficiency_ceramco_ic.pdf
 IPS Empress data cited from: Sorensen JA, Choi C, Fanuscu MI, Mito WT. IPS Empress crown system: three-year clinical trial results. *J Calif Dent Assoc.* 1998;26(2):130-6.
 Noritake CZR Press data cited from: www.noritake-dental.co.jp/materials/features/czr_press.html
 IPS e.max Press data cited from: Berge HX, Sorensen JA, Edelhoff D. Split energy factor theory in fracture analysis of dental ceramics. *J Dent Res.* 2001;80:57.
 Obsidian data cited from: CoorsTek Biaxial Flexural Strength Test Report, March 15, 2012 (unpublished, data on file).

*Price does not include shipping or applicable taxes. #Not a trademark of Glidewell Laboratories.

For more information
888-786-2177
www.glidewell dental.com

GLIDEWELL LABORATORIES
 Premium Products - Outstanding Value

Scenes from Friday



A presenter offers information about DEXIS Digital X-Ray at Imaging Sciences (booth No. 1102).



Meeting attendees learn more about E4D Technologies at the Henry Schein booth (No. 2210).



Pooneh Sabo, left, and Paris Sabo of BloomSmile Laboratories (booth No. 2140). This new exhibitor at CDA Presents is offering teeth whitening demonstrations.



A TrueTooth replica is displayed on screen during 'The Art of Endodontics: A Hands-On Workshop,' presented Friday by Dr. L. Stephen Buchanan. TrueTooth replicas, available at www.DEendo.com, allow course attendees and dental students to attempt a procedure again and again until they learn a particular skill cold.



Kamran Shak of Dino Chair (booth No. 2136).



Sheri Merrick of InfoStar (booth No. 2033).



There's always more to learn, as these meeting attendees in the CDA Educational Theater know.



The Henry Schein booth (No. 2216).



Elizabeth Pineda of Top Quality Manufacturing (booth No. 1838).

Photos by
Fred Michmershuizen
& Robert Selleck,
Dental Tribune



We like you, we really like you! That's Gabriella Piazza, left, and Eufemio Infante of Likeable Dentists (booth No. 2420).



A magician practices sleight-of-hand at Netsertive (booth No. 2410).



Tetsuya Shimabuku of Planmeca USA (booth No. 2016) demonstrates the touch-screen control pad on the Sovereign Classic dental chair, which has special CDA Present show pricing.



Get your gear at the CDA store.



From left in the Biolase booth (No. 1536), William Reuss, DDS, of Anderson, Calif., tries out a Waterlase iPlus all-tissue laser with guidance from Biolase booth volunteer Gina Delgado, RDH, and Biolase representative Kevin Tuckman. The company's 'epic' laser is also available for a test drive. On display are the 3Shape TRIOS digital impression-taking system and the NewTom cone-beam 3-D imaging system.



Kevin Symes of Komet USA (booth No. 1742).



David Murphy, left, and Kim Meggs in the KaVo booth (No. 2240) have show-special pricing on a variety of handpieces, couplers and motors. Photo/Robert Selleck, Dental Tribune

KaVo offers special prices

If you've been thinking about adding to or upgrading your selection of KaVo handpieces — or considering buying your first KaVo handpiece — you might want to take advantage of the special offers KaVo USA has at its booth in the CDA Presents exhibit hall.

Visit KaVo USA in booth No. 2240 to learn about the four main promotions at the conference:

- With its Air Collections, when you buy two high-speed Master and Expert handpieces, KaVo is offering you one free coupler (460LE, 1390 or 457).
- If you buy two PROPHYwiz hygiene handpieces, you get one PROPHYwiz hygiene handpiece free (1003.2278 single

PROPHYwiz).

- When you buy six handpieces from the Master Series collection, you can get one free QUATTROcare Plus.

- And if you buy one electric motor (either the ELECTROtorque plus or the ELECTROtorque TLC), you can get one free high-speed handpiece (the E25L or the 25LPR).

Separate from the promotions above, if you're considering chairs, units and lights, contact your authorized KaVo dealer about the handpiece bundle program that offers up to 47 percent off retail prices on handpieces.

(Source: KaVo USA)

Ruben Huyo of Beyes Dental Canada, booth No. 2402, demonstrates an AirLight V3 handpiece, which — as with all Beyes' handpieces — has a direct-LED light powered by an internal micro-generator, eliminating the need for a fiber optic system.



From left: Anna Olofsson, Scottie Chapman and Edgar Cadena of TePe Oral Health Care (booth No. 1741).

AD



Kathryn Mallman of DMG America (booth No. 1335).



John Stephens, left, and Dennis Naber, along with assorted creatures and critters, at E-Z Floss (booth No. 2114).



A meeting attendee tests her skill with a challenging game at Dental Ventures of America (booth No. 2239).

P1

2+1 Air Collections Promotion

BUY 2

Master and Expert Handpieces
Highspeed only

GET 1

FREE Coupler
460LE, 1390 or 457 Couplers



P2

2+1 PROPHYwiz Promotion

BUY 2

PROPHYwiz Hygiene Handpiece

GET 1

PROPHYwiz Hygiene Handpiece FREE
Only applies to 1003.2278 (single PROPHYwiz)



P3

6+1 Master Series Promotion

BUY 6

Handpieces from Master Collection

6500BR, 4500BR, 25LPR, 200XDR

GET 1

FREE QUATTROcare Plus



P4

1+1 ELECTROtorque Promotion

BUY 1

Electric Motor
Option 1: ELECTROtorque plus
Option 2: ELECTROtorque TLC

GET 1

FREE Highspeed Handpiece
Option 1: 1 E25L Handpiece
Option 2: 1 25LPR Handpiece



CONSIDERING BUYING CHAIRS, UNITS AND LIGHTS? Contact your authorized KaVo dealer about the exciting KaVo Handpiece Bundle Program where you can get UP TO 47% OFF RETAIL (these promotions excluded) on your handpiece purchases when you invest in new delivery units!

KaVo HANDPIECES PAIR GREAT WITH PELTON & CRANE.

Implant position in the esthetic zone

By Siamak Abai, DDS, MMedSc

Since the advent of modern root form osseointegrated implant dentistry in 1952, clinicians have strived for improvements in implant positioning in the esthetic zone to achieve predictable restorative and esthetic results.

Years of clinical experience in congruence with controlled clinical studies have helped establish parameters as a guide for these results. Establishing a treatment plan and clinical protocol prior to implant placement is paramount.

Treatment planning traditionally begins with comprehensive medical and dental evaluations, articulated diagnostic casts, radiographs, cone-beam computed tomography (CBCT) scans and a diagnostic wax-up. Patient demands must be taken into consideration prior to surgery, and pre-surgical mockups may be necessary to convey the information to the patient.

The advancement of CBCT technology has led dentistry into a new realm of dimensional accuracy. In combination with the use of a surgical or guided stent, proper 3-D positioning of an implant has led to more accurate clinical results.

The importance of the implant position can be manifested in the four dimensionally sensitive positioning criteria: mesiodistal, labiolingual and apico-coronal location, as well as implant angulation.¹ The ultimate goal is not only to avoid sensitive structures, but to respect the established biological principles to achieve esthetic results.

Mesiodistal criteria

Correct implant position in a mesiodistal orientation allows the clinician to avoid damaging adjacent critical structures. A minimum distance of 1.5 mm between implant and existing dentition prevents damage to the adjacent teeth and provides proper osseointegration and gingival contours²⁻⁴ (Fig. 1a).

Distances of less than 3 mm between two adjacent implants leads to increased bone loss and can reduce the height of the inter-implant bone crest. A distance of more than 3 mm between two adjacent implants preserves the bone, giving a better chance of proper interproximal papillary height (Fig. 1b).

Labiolingual criteria

An implant placed too far labially can cause bone dehiscence and gingival recession while an implant placed too far lingually can cause prosthetic difficulties. A thickness of 1.8 mm of labial bone is critical in maintaining an implant soft-tissue profile⁵ (Fig. 2).

Labially oriented implants compromise the subgingival emergence profile

Here in San Francisco

For more information or to see the Inclusive Tooth Replacement Solution, stop by the Glidewell Laboratories booth, No. 1328.

development, creating long crowns and misalignment of the collar with respect to the adjacent teeth.⁶

Apico-coronal criteria

Peri-implant crestal bone stability plays a critical role in the presence of interdental papilla.⁷ Implants placed too shallow may reveal the metal collar of the implant through the gingiva. Countersinking implants below the level of the crestal bone may give prosthetic advantages but can lead to crestal bone loss.

The ideal solution would be the placement of an implant equicrestal or subcrestal to the ridge. However, the existing microgap at the implant abutment junction leads to bone resorption because of peri-implant inflammation.⁸ It is suggested an implant collar be located 2 mm apical to the CEJ of an adjacent tooth if no gingival recession is present⁹ (Fig. 3).

Implant angulation

Implant angulation is particularly important in treatment planning for screw-retained restorations. Implants angled too far labially compromise the placement of the restorative screw while implants angled too far lingually can result in unhygienic and unesthetic prosthetic design.

For every millimeter of lingual inclination, the implant should be placed an additional millimeter apically to create an optimal emergence profile.¹⁰ In general, implant angulation should mimic angulation of adjacent teeth (Fig. 4). Furthermore, maxillary anterior regions require a subtle palatal angulation to increase labial soft-tissue bulk.¹¹

Inclusive Tooth Replacement Solution

The Inclusive[®] Tooth Replacement Solution was developed by Glidewell Laboratories as a complete, prosthetically driven method of restoring missing dentition. The solution is composed of treatment planning, implant placement, patient-specific temporization and the definitive restoration (Figs. 5a-5f).

When utilizing the comprehensive range of Inclusive Digital Treatment Planning services, the clinician has absolute and precise control of each step. The clinician has control of the four dimensions of implant placement in the esthetic zone, creating a consistently predictable result.

To read the full article, go to www.inclusivemagazine.com. References are available from the publisher.



Fig. 1a: Minimum distance of 1.5 mm between implant and existing dentition. Photos/Provided by Glidewell Laboratories

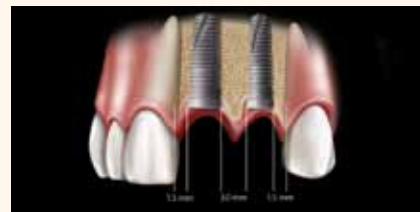


Fig. 1b: Minimum distance of 3 mm between two adjacent implants.



Fig. 2: Proper labiolingual placement with 1.8 mm thickness of labial bone.

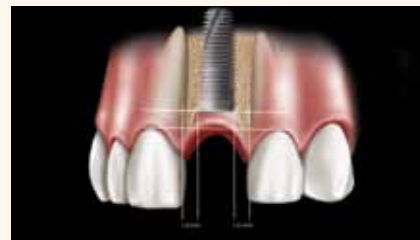


Fig. 3: Lateral view of implant placed with the collar at the level of crestal bone with adjacent teeth CEJ 2 mm coronal to the collar of the implant.

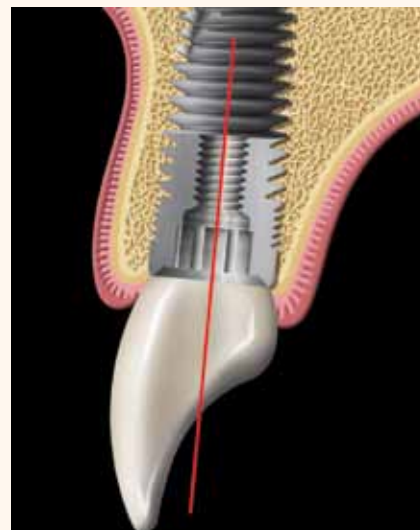


Fig. 4: Proper implant angulation with screw access in the cingulum area.



Fig. 5a: Inclusive Tapered Implant at placement.



Fig. 5b: Inclusive custom healing abutment in place.



Fig. 5c: Contoured soft-tissue sulcus after healing.



Fig. 5d: Screw-retained IPS e.max crown (Ivoclar Vivadent; Amherst, N.Y.) in place.



Fig. 5e: PA to verify seating of crown.



Fig. 5f: Buccal view of final restoration at delivery.



Dental Tribune Study Club **LIVE SYMPOSIUM**



New Orleans
American Dental Association
ANNUAL SESSION
OCTOBER 31 - NOVEMBER 3, 2013

Dental Tribune would like to invite you to participate
at the ADA Annual Session in New Orleans

Oct 31 - Nov 2, 2013 at the ADA Exhibit Floor

Come visit Dental Tribune at the ADA Annual Session, Booth #3457



Learn for **FREE** from the experts with:
Educational Lectures & Product Demonstrations

FREE for Dental Tribune members
Register on www.DTStudyClub.com/ADASymposia

*There's no fee to become a member

Sponsorship opportunities available
Contact us to find out more information
E-mail: c.ferret@dtstudyclub.com