DENTAL PROFESSIONALS ONLY

DENTAL TRIBUNE

The World's Dental Newspaper • Middle East & Africa

PUBLISHED IN DUBAI | www.dental-tribune.me | Vol. 14, No. 2

ENDO TRIBUNE
Introducing Clinical Endodontics Symposium...
Insertion A

LAB TRIBUNE
Dental Technician Int'l Meeting as part of the CAD/CAM Digital & Oral Facial Aesthetics...
Insertion B

ORTHO TRIBUNE
A Class II open bite case with missing mandibular right central incisor, managed with a hybrid...
Insertion C

HYGIENE TRIBUNE
Hygiene standards at the highest level
Insertion D

Dr Galip Gürel coming to Dubai to teach his signature veneers hands-on course in cooperation with CAPP

By CAPP Events & Training

Prepare to seize a rare opportunity as Dr Galip Gürel, the esteemed author of "The Science and Art of Porcelain Laminate Veneers," arrives in Dubai to conduct an immersive hands-on training course in collaboration with Centre for Advanced Professional Practices (CAPP).

Renowned worldwide for his groundbreaking contributions to dentistry, Dr Gürel's expertise is unparalleled. His book, translated into ten languages, stands as a cornerstone in the field, shaping the prac-

► Page 2

Dr Galip Gürel, the esteemed author of "The Science and Art of Porcelain Laminate Veneers," arrives in Dubai to conduct an immersive hands-on training course in collaboration with CAPP.

AD

#whdentalwerk
video.wh.com

Now at your dealer or wh.com

Our handpieces:
Real champions, real winners!

Some impress with outstanding speed, others with perfect control. Some convince with innovative technology, others with great service, but only one combines all of this. This spirit drives us forward and each of our handpieces.

tices of dental professionals globally.

Under the theme "Veneers in the APT (Aesthetic Pre-evaluative Temporary) Concept – Advanced Smile Design Masterclass", participants will delve into the intricacies of smile design, gaining invaluable insights and practical skills that can be seamlessly integrated into their clinical practice.

Mark your calendars for 25-26 October 2024, and set your sights on the CAPP Training Institute in Dubai, UAE, as the venue for this event.

This masterclass is designed to equip attendees with simple yet powerful clinical tips and tricks that can be applied immediately, revolutionizing their approach to smile design.

With limited seats available, registration operates on a first-come, first-serve basis. Secure your place today for an unforgettable training experience that will shape your career in dentistry.

For more details and to secure your spot, visit event page. Join us on this journey to excellence in smile design with Dr Galip Gürel in Dubai!

CAPP Events & Training
Web: www.cappmea.com/courses
Mob: +971502793711
E-mail: events@cappmea.com

CAPP reveals outstanding speaker lineup for its November event in Dubai

By CAPP Events & Training

Excitement reaches its peak as the Centre for Advanced Professional Practices (CAPP) reveals the lineup of speakers for the CAD/CAM Digital & Oral Facial Aesthetics 37th Int'l Dental ConfEx, set to take place in November at Madinat Jumeirah Arena & Conference Centre in Dubai. This conference, renowned for its focus on cutting-edge insights and transformative ideas in the dental field, promises to be an unparalleled learning experience for professionals seeking to elevate their skills and knowledge.

The lineup features luminaries from around the globe, each bringing their unique expertise and perspectives to the forefront. Among the distinguished speakers announced are:

- Asst. Prof. Ronaldo Hirata, Brazil
- Prof. Paul A. Tipton, UK
- Prof. Gianluca Gambarini, Italy
- Prof. Damiano Pasqualini, Italy
- Dr. LaRee Johnson, USA
- Dr. Ryan Walch, USA
- Dr. Maximilian Küffer, Germany
- Dr. Antonis Chaniotis, Greece
- Dr. Tommaso Weinstein, Italy
- Prof. Dr. Falk Schwendicke, Germany
- Dr. Agnini Brothers, Italy
- Prof. Dr. Adrian Kasaj, Germany
- Prof. Dr. Betul Kargul, Turkey
- Dr. Miles Reed Cone, USA
- Prof. Christian Pierre Makary, Lebanon

These experts represent a diverse range of specialties within the dental field, ensuring a comprehensive exploration of the latest advancements and best practices. From digital technologies to oral facial aesthetics, attendees can expect to gain invaluable insights and practical knowledge from this esteemed lineup of speakers.

The conference will be held at the prestigious Madinat Jumeirah, providing an ideal setting for networking, collaboration, and immersive learning experiences. Against the backdrop of Dubai's dynamic landscape, attendees will have the opportunity to engage with industry leaders, exchange ideas, and chart the course for future advancements in dental care.

With the unveiling of the speaker lineup, the stage is set for an unforgettable gathering that promises to redefine the boundaries of dental excellence.

For more information on the event and registration, visit the website www.cappmea.com/confex2024.

SPEAKERS HIGHLIGHT

ASST PROF RONALDO HIRATA, BRAZIL

PROF PAUL A. TIPTON
UK

PROF GIANLUCA GAMBARINI, ITALY

DR MILES REED CONE
USA

DR LAREE JOHNSON
USA

DR ANTONIS CHANIOTIS
GREECE

DR TOMMASO WEINSTEIN, ITALY

DR ANDREA MASTRAROSA AGNINI, ITALY

DR ALESSANDRO AGNINI, ITALY

ASSOC PROF DAMIANO PASQUALINI, ITALY

PROF DR ADRIAN KASAJ
GERMANY

PROF DR BETUL KARGUL, TURKEY

PROF CHRISTIAN PIERRE MAKARY, LEBANON

DR MAXIMILIAN KÜFFER
GERMANY

IMPRINT
INTERNATIONAL HEADQUARTERS

PUBLISHER AND CHIEF EXECUTIVE OFFICER:
Torsten Oemus

CHIEF CONTENT OFFICER:
Claudia Duschek

Dental Tribune International GmbH
Holbeinstr. 29, 04229 Leipzig, Germany
Tel.: +49 341 4847 4302
Fax: +49 341 4847 4173
General requests: info@dental-tribune.com
Sales requests:
mediasales@dental-tribune.com
www.dental-tribune.com

Material from Dental Tribune International GmbH that has been reprinted or translated and reprinted in this issue is copyrighted by Dental Tribune International GmbH. Such material must be published with the permission of Dental Tribune International GmbH. *Dental Tribune* is a trademark of Dental Tribune International GmbH.

All rights reserved. © 2024 Dental Tribune International GmbH. Reproduction in any manner in any language, in whole or in part, without the prior written permission of Dental Tribune International GmbH is expressly prohibited.

Dental Tribune International GmbH makes every effort to report clinical information and manufacturers' product news accurately but cannot assume responsibility for the validity of product claims or for typographical errors. The publisher also does not assume responsibility for product names, claims or statements made by advertisers. Opinions expressed by authors are their own and may not reflect those of Dental Tribune International GmbH

dti Dental Tribune International

MEA PUBLISHER:
Dr. Dobrina MOLLOVA

SALES:
Tzvetan DEYANOV
Petar MOLLOV

DENTAL TRIBUNE MEA
Onyx Tower 2, Office P204, Dubai, UAE
Mob.: +971 55 112 8581
www.dental-tribune.com
General requests:
dtmea@dental-tribune.me

SAVE THE DATE

15-16 NOVEMBER 2024

CAD/CAM Digital & Oral Facial Aesthetics
37th Int'l Dental ConfEx

CAPP Dubai 15-16 Nov 2024

JOIN US IN MADINAT JUMEIRAH ARENA & CONFERENCE CENTRE

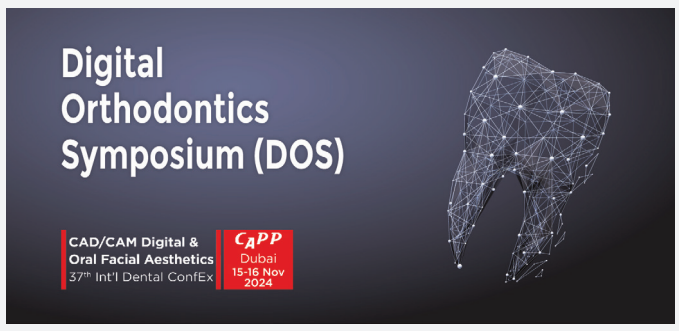

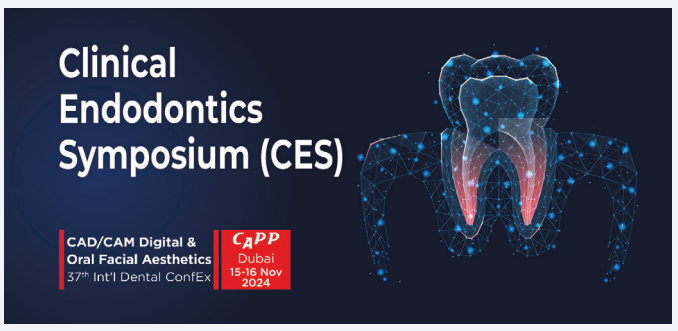

www.cappmea.com/confex2024

Tel./WhatsApp: +971 50 279 3711 | Email: events@cappmea.com

Dive into 'Magic of Leading Digital Dentistry': Unveiling educational programmes at 2024 Osstem World Meeting in Seoul

By Osstem Implant

Osstem Implant (Chairman Tae-Kwan Eom) extends a cordial invitation to over 1,500 dentists from 30 countries for the '2024 Osstem World Meeting Seoul', a global dental academic symposium set to take place over two days on 27-28 April 2024.

Catering to the diverse national backgrounds of the visiting dentists, Osstem Implant has curated a lineup of esteemed speakers in respective disciplines from several nations. Under the guidance of four moderators, 13 dental professors and directors from nine countries—Korea, Japan, the United States, Canada, Switzerland, Italy, Turkey, New Zealand, and Poland—will lead lectures and live surgery sessions.

This year's event is titled 'Magic of Leading Digital Dentistry.' The topics addressed in the lectures, live surgeries, and hands-on courses underscore the Osstem Implant's dedication to showcasing the advanced digital technology and a variety of pertinent clinical cases in one place. Osstem Implant and the lecturers collaborated closely to select topics that are globally relevant and appealing.

On 27 April, four hands-on training courses and one prosthodontics seminar will be offered at Osstem Implant's Central Research Institute in Seoul.

Dr. Rajiv Rajipal, a New Zealand-based specialist oral surgeon, will delve into 'GBR: Hard and Soft Tissue Management—Immediate Implants.'

Dr. Brijesh Patel from the United States will present the opportunity to explore the latest techniques and materials for the minimally invasive treatment for atrophic maxillary sinus. Notably, he will offer advice on how to use CBCT to help plan and predict treatment for sinus membrane lifting.

Dr. Nicolas Widmer from Switzerland will touch upon an intriguing topic, 'ONE CAS—ONE LOVE: Why every implantologist falls in love with the OneCAS Kit'. He will provide a guide on using the 'OneCAS Kit', a specialized maxillary sinus surgery kit for 'OneGuide', Osstem Implant's latest digital implantation tool, precautions for its use, and troubleshooting techniques. He assures that when integrating the innovative technique from the OneCAS Kit into your office, patients will benefit from increased precision, enhanced predictability, and reduced invasiveness.

Dr. Łukasz Zadrożny, honorary professor at the Medical University of Warsaw, Poland, will elucidate a digital protocol applicable across various clinical scenarios, from single to full arch immediate loading for edentulous patients, under the theme of 'Full Digital Approach from Single to Full Arch Immediate Loading.' There will also be explanations of the immediate loading of the temporary abutment with a 3D-printed temporary crown. Last but not least, Dr. Se-Woong Kim from Korea will lead an educational seminar on implant prosthetic design for long-term stability around peri-implant tissue.

One of the lectures held on the second day of the '2023 World Meeting. (Photos: Osstem Implant)

On 27 April, those who complete the hands-on courses will be provided with a complimentary lunch at Osstem Implant's headquarters. On the afternoon of the same day, they will head to COEX, a convention center in Samseong-dong, Seoul, to watch the 'Osstem World Night' show featuring K-POP stars.

On 28 April, four sessions and six lectures are scheduled at COEX. Specific lecture topics on digital dentistry are as follows:

- Full-guided implant placement for edentulous patients using digital technology
- Achieving immediacy in every case
- Changes in hard and soft tissue management patterns due to OneGuide surgery
- Single-tooth implant treatment in the maxillary aesthetic region: tradition meets digital
- Multiple implant placement using OneGuide
- Immediate functional loading in all indications, from single missing tooth to total edentulous patients

Particularly noteworthy at the event is "Live Surgery," which will be presented in the third session on 28 April. Professor Yong-Dae Kwon from Kyung Hee University School of Dentistry, Korea, and Professor Jae-young Kim from Seoul National University College of Dentistry, Korea, will walk through the full process of implant placement and immediate restoration over 80 minutes.

Osstem Implant has acquired certification for Continuing Education (CE) for dentists. Those who complete the lectures at the '2024 Osstem World Meeting Seoul' will be awarded CE points from the 'Academy of General Dentistry (AGD)' in North America and the 'Continuous Professional Development (CPD)' in Europe.

The on-site simultaneous interpretation services in English, Chinese, and Russian will be available for all sessions on April 28, with live-streaming in Korean, English, and Chinese on DenALL TV and YouTube.

Prior to the event on 27 and 28 April, attendees have the opportunity to arrive early on 25 April or extend their stay in Korea after the event. During this time, they can take part in guided tours of facilities and product display hall at the Osstem Implant's Central Research Institute. Over 1,111 dentists from various countries, including China, Thailand, Japan, Canada, Australia, Germany, and the United States, have already signed up to this tour program. To express interests in attending or to learn more about the event, please contact your local Osstem Implant subsidiary without delay.

Join the Osstem Implant Global Network: https://en.osstem.com/company/company-location.

Dr Kyoo-Ok Choi, founder of Osstem Implant, delivering his welcoming address.

2024

OSSTEM WORLD MEETING

SEOUL

2024.04.27(Sat) - **04.28**(Sun)

Osstem Implant HQ & Coex Grand Ballroom

OSSTEM MIDDLE EAST FZCO

G23, LIU area, inside Dubai Airport Free Zone, Dubai, UAE(P.O. 371629)
TEL : +971 4349 1922 | FAX : +971 880 3238
EMAIL : info.mea@osstem.com | www.osstem.com

A True One Shade Universal composite system

By Ultradent

Designed to make restorative work simpler while providing premium results, Ultradent's Transcend composite is a massive leap forward for universal shade composites. While there are certainly other single shade composite systems available, Transcend composite delivers where many of them don't.

One of the key features of Transcend composite is its Resin Particle Match technology. This tech involves closely matching the refractive indices of the resin and the filler particles in the composite to create high levels of translucency. This allows for ideal pigmentation and opacification, which in turn enables Transcend composite to match the color of surrounding dentition, no matter the tooth shade.

"If I'm using a Transcend universal body shade, the reason I'm using it is because I just want to use one thing. I'm trying to simplify my life, I'm trying to reduce my inventory, and that's a selling point to me with this. The idea that it's just one and done. You have no idea how valuable that is," says Gary Findley, DDS.* "Some people have odd colors of teeth, say in the D shades. And there have been times in the past where I'm having a patient coming in who has a C4 or a D3 tooth shade, so I'll order a composite to have something on hand that can match their teeth. I'll use it, feel great about it, and by the next time I need that shade of composite it's been a year and a half since I've used it and it's gone bad, it's stiff, it's hard. Now I've cost myself money doing that filling. So, one shade for everything simplifies your life, streamlines things, reduces inventory... it just makes life easier."

"And I know some of these other one shade systems advertise 'one shade for all colors' or whatever they say. Well, that's not exactly true if I need a blocker, because then it's the blocker plus one shade. I'm not a math expert, but that's two. When Transcend says it's only one shade, it really is, it's not a blocker and a shade, it's just one."

The Resin Particle Match technology also allows for a better chameleon effect, which means clinicians can complete most restorations with just one shade of composite without a blocker shade. "For me personally, 85, 90, maybe even 95 percent of what I do, I can get by using [Transcend's] Universal Body shade," Findley says. "I'm not doing these super complex restorative cases, I'm just filling holes," he adds with a chuckle. "I'm just doing basic restorative dentistry, that's how I earn my living. Many dentists are out there using A2 as their universal shade. For those people, just use Transcend UB (universal body shade) and it will be like using A2 but better. It will make your work look better, and good luck distinguishing it from the natural tooth color."

(Image: Ultradent Products)

"So, one shade for everything simplifies your life, streamlines things, reduces inventory... it just makes life easier." - Dr Gary Findley

Naturally, Dr. Findley does encounter more complex cases where he isn't "just filling holes" and feels a layering technique is appropriate; the complete Transcend kit allows him to do so. "When ordering the complete kit, I also get some dentin shades and some enamel shades, so if I feel compelled to use the layering technique, I have that option."

Handling is an important factor to consider when selecting a composite and the viscosity of Transcend composite has been finely tuned to be malleable so that it doesn't crack during manipulation. The result is a composite that moves and sculpts the way you want it to and stays in place without drooping or slumping. "Transcend is a softer composite, and I like that," Findley says. "It flows, or adapts, really well to irregular preparations."

Transcend composite is created using a blend of resin monomers and filler particle sizes for sculptability while maintaining a strong and durable nature. "If you're looking at the chewing surfaces of a tooth, you have bumps, valleys, and little lines going from one to the other. So as a dentist, we try to tap [the composite] in there and mimic some of that natural structure because we want a finished tooth to still look like a tooth—we try to re-create the grooves and the humps that teeth naturally have," Findley says. "Some composites don't hold their shape well, so you'll tap the composite into the tooth and before you can reach for the curing light to cure it, [the composite] is just kind of 'slumped' in there, it doesn't hold its shape [...] It's kind of like just trying to sculpt pudding, and you lose all your work before you can cure it. Transcend is softer, but it still maintains its shape, its sculptability."

Transcend composite has been designed to maintain its shine long after a patient leaves the office—it contains particles that are chemically bonded into the resin monomer matrix, which allows it to polymerize into a highly durable material that stays glossy over time.

With its Resin Particle Match technology, simplified shade system, ideal handling properties, flexibility, strength, and long-lasting gloss retention, Transcend composite is quickly becoming a go-to choice for dentists looking to simplify their restorative work while providing the best possible results for their patients.

*Dr. Gary Findley is a practicing dentist in the Salt Lake City, Utah area. He is also a member of the Ultradent Clinical Team, where he assists in product development, research, and many other areas.

For more information about Transcend please contact sophia.yadi@ultradent.com

AD

ULTRADENT PRODUCTS, INC

TRANSCEND™
UNIVERSAL COMPOSITE

Restorations with JUST ONE SHADE

Transcend universal composite provides unprecedented shade matching with just one Universal Body shade due to its patented Resin Particle Match™ technology that eliminates the need for a blocker.

If you prefer a layering technique Transcend composite also includes four dentin shades and two enamel shades.

Deep amalgam staining presents one of the most difficult restoration situations to clinicians. In this case only the Transcend composite Universal Body shade was used to replace the amalgam no blocker needed. Note the excellent color blending of the preserved oblique ridge.

Scan the QR code to learn more about Transcend Universal Composite or go to ultradent.eu/transcend

A recent study found that certain chatbots can successfully pass dental examinations in both the US and the UK. (Image: subsri13/freepik)

ChatGPT 4.0 passes dental licensing examinations

By Iveta Ramonaite, Dental Tribune International

The omnipresence of artificial intelligence (AI) in today's society has brought with it numerous transformations in work dynamics. Further exploring its potential in healthcare settings, a recent study has examined the performance of generative AI in dental licensing examinations. It found that the newer version of ChatGPT could answer questions from dental licensing examinations proficiently, thus demonstrating a great potential to change the way dental professionals are trained in the future and even to improve the communication between dentists and patients.

"Generative AI, such as ChatGPT and other chatbots, has recently become a hot topic. Despite being marketed as an AI that can write text and create stories, messages and programming code, for example, users may also consult it about their own medical and dental conditions. This is similar to the 1990s when the internet became available to the public and people started obtaining information from search engines," senior author Dr Walter Yu-Hang Lam, a clinical assistant professor in prosthodontics at the University of Hong Kong, told Dental Tribune International.

"When using chatbots, there is no longer a need to know the correct keyword that we usually have to input into search engines. Instead, we can simply type our questions directly and the chatbots will help us interpret the question. Furthermore, the chatbots will summarise the information available in their web database to provide concise answers, and users are not required to interpret a variety of information from the web," he continued.

ChatGPT versus dentists

According to Dr Lam, the use of generative AI is expected to increase in the future. However, since the accuracy of data provided by chatbots remains unknown, he and his fellow researchers sought to fill this gap in the literature by investigating the reliability of the information provided by ChatGPT. To assess how proficient language learning models are in interpreting written input and providing accurate answers in dentistry, the researchers posed 1,461 multiple-choice questions from the US and the UK dental licensing examinations to two versions of ChatGPT—ChatGPT 3.5 and 4.0.

The earlier version correctly answered 68.3% of the questions from the US dental licensing examination and 43.3% from the UK counterpart, failing to meet the pass criteria for both. In contrast, ChatGPT 4.0 showed a marked improvement, correctly answering 80.7% of the US and 62.7% of the UK dental licensing examination questions, successfully passing both tests.

"It is truly remarkable that a general-purpose chatbot can excel in a specialised examination. With further advancements in AI algorithms and the expansion of its database, it is anticipated that the accuracy will continue to improve," Dr Lam noted.

AI as an educational resource in dentistry

A direct comparison between the two versions found that ChatGPT 4.0 answered 327 more questions correctly and had 102 more incorrect answers than its predecessor. These results underscore the advancements in AI capabilities in the newest version, highlighting its potential as an educational tool and resource in the field of dentistry.

Dr Lam believes that, since chatbots can be utilised by both the general public and dental professionals to provide dental information, this could potentially shift the landscape of dental education and alter the skill set and competencies that dentists need to develop. It could also affect the dentist–patient relationship, since it would eventually lead to a reduction in time spent with patients.

However, he thinks that the integration of AI in various aspects of dental services could enhance the quality of care provided by dental professionals. "Dentists can delegate certain aspects of patient education and management to chatbots, allowing them to focus more on delivering personalised preventive treatments to individual patients," he commented. To make use of these to support the provision of high-quality care, dental professionals will need to allocate a portion of their time and resources to adapting to the current technological advancements.



Dr Walter Yu-Hang Lam. (Image: Walter Yu-Hang Lam)

The study, titled "Performance of generative artificial intelligence in dental licensing examinations", was published online on 19 January 2024 in the *International Dental Journal*, ahead of inclusion in an issue.

Modern Aesthetic Dentistry Online Professional Training

Learn the latest tips & tricks in
aesthetic dentistry & apply them instantly

Faculty Lead:
Prof. Paul Tipton, UK

TREATMENT PLANNING | SMILE DESIGN | COMPOSITES
TOOTH PREPARATIONS | VENEERS | OCCLUSION | DIGITAL DENTISTRY
ORTHODONTICS | FACIAL AESTHETICS BOTOX & FILLERS

ORGANISED BY

CAPP

AWARDED BY

British Academy
of
Restorative Dentistry

PARTNERS

CAPP / TIPTON
Dental Academy

REGISTER NOW!

Interested? Visit: www.capp-asia.com/pg-aesthetic