

today



Scenes from the CDA Presents

Play a little golf, pick up a Winnie the Pooh pillow pet and sample some lotion.


»pages 4 & 6



Relief in the form of a varnish

Do your patients suffer from dentinal hypersensitivity? We've got just the thing to help.

»page 10



Lending a helping hand

Company's donation goes toward helping underserved kids get better smiles.

»page 16

Pick up something new

By Sierra Rendon, **today** Staff

■ More than 14,000 dentists, dental professionals and students have traveled from all across the United States to take part in the wide array of opportunities here at the CDA Presents The Art and Science of Dentistry in San Francisco.

From the 375 exhibiting booths with enticing new products to the more than 200 educational courses and sessions available, attendees are sure to keep quite busy today and Saturday at the show.

Dentists and dental students who came planning to purchase new products that will make things smoother and easier in the office have a lot to choose from. Here is just a sampling of the exciting activities and cutting-edge technology you can find in the filled-to-the-brim exhibit hall:

- A 'perfect FIT': Wouldn't you like to learn more about an open CAD/CAM system that is fully integrated for chairside dentistry? Planmeca's new FIT CAD/CAM system offers restora-

*see **NEW**, page 2



• Attendees stream through the many aisles of the CDA Presents The Art and Science of Dentistry exhibit hall Thursday afternoon. (Photos/Sierra Rendon, **today** Staff)



• Dr. Paul Child Jr. speaks Thursday on 'Clinical Success for Direct Restorative Dentistry' in Room 105, which you can enter right off the exhibit hall. (Photo/Sierra Rendon, **today** Staff)

Education that comes in every size

By Sierra Rendon, **today** Staff

■ CDA Presents The Art and Science of Dentistry offers a wide variety of educational courses and sessions — from express lectures to workshops to the Smart Dentist Series.

Each day, you can plan around the sessions that fit your needs best, and you are sure to find lectures that are just what you are looking for.

Upcoming educational highlights include:

- "Expanding Dental Practices using Telehealth-Connected Teams and Virtual Dental Homes," 2:30 to 5 p.m. today. In this course, Dr. Paul Glassman will assist dentists who wish to use telehealth-connected dental teams to extend dental care to underserved populations in their communities.
- "Making Rotary Endodontics

Highly Predictable, Safe and Easy," 8 to 11 a.m. Saturday. Hosted by Dr. John West, this workshop will teach attendees how to master the three skills of "finding," "following" and "finishing" canals, using the most predictable, safest and most efficient techniques and technologies in the world today.

For more information, check out the daily course schedule in your CDA guide or on the app.

NEW! Visit us
Booth #1621




LEARN MORE
SCAN HERE!

BurButler™

Unique Silicone Block
Grips All Burs

No More Spilling!

- Ideal for all shanks including FG, CA, and short shank – mix and match burs
- Easy to insert and remove
- Long-lasting and durable, no moving parts or replacement plugs
- 10 hole blocks available in 5 colors



Evolve.

**GIOMER
TECHNOLOGY**
taking dentistry to the next level

NEW!

PRG Barrier Coat

Relieve Hypersensitivity &
Reduce Caries Risk



LEARN MORE
SCAN HERE!



Visit www.shofu.com or call 800.827.4638

Shofu Dental Corporation • San Marcos, CA

SHOFU

today

About
the Publisher

Tribune America, LLC
116 W. 23rd St., Suite 500
New York, N.Y. 10011
Phone: (212) 244-7181
Fax: (212) 244-7185
E-mail: info@dental-tribune.com
www.dental-tribune.com

Publisher & Chairman
Torsten Oemus
t.oemus@dental-tribune.com

President/Chief Executive Officer
Eric Seid
e.seid@dental-tribune.com

Group Editor
Kristine Colker
k.colker@dental-tribune.com

Managing Editor
Fred Michmershuizen
f.michmershuizen@dental-tribune.com

Managing Editor
Sierra Rendon
s.rendon@dental-tribune.com

Managing Editor
Robert Selleck
r.selleck@dental-tribune.com

Product/Account Manager
Humberto Estrada
h.estrada@dental-tribune.com

Product/Account Manager
Maria Kaiser
m.kaiser@dental-tribune.com

Product/Account Manager
Will Kenyon
w.kenyon@dental-tribune.com

Business Development Manager
Travis Gittens
t.gittens@dental-tribune.com

Education Director
Christiane Ferret
c.ferret@dtstudyclub.com

Accounting Department
Nirmala Singh
n.singh@dental-tribune.com

dti Dental
Tribune
International

Published by Tribune America
© 2015 Tribune America, LLC
All rights reserved.

today CDA Presents The Art and
Science of Dentistry Show Dailies
Vol. 7 appear during the CDA Presents
meeting in San Francisco, California,
August 20–22, 2015.

Tribune America makes every
effort to report clinical information
and manufacturers' product news
accurately, but cannot assume
responsibility for the validity of product
claims, or for typographical errors.
The publishers also do not assume
responsibility for product names or
claims, or statements made by
advertisers.

Opinions expressed by authors are
their own and may not reflect those
of Tribune America or Dental Tribune
International.

NEW "from page 1

tions that are individually crafted to
fit your unique needs. To learn more,
visit booth No. 2026.

- *Flash from the past:* If you happen
to see a couple walking through the
hall who look as if they belong in a dif-
ferent era, do not be alarmed! (They
aren't ghosts.) The couple is simply
a visual to go along with the motto,
'Don't sink below the surface! Stay
supra-gingival!' To find out exactly
what this means, visit the L.A. Insti-
tute of Clinical Dentistry and Ruiz
Dental Seminars booth, No. 632.

- *Say goodbye to dry skin:* Do you
suffer from eczema, poor circulation,
rashes, hives, impetigo or any other
skin disorder? If so, you may want
to stop by the Hawaiian Moon booth,
No. 526. This lotion is made with 100



- Sunjoe Hong of
Hiossen (booth
No. 640) talks to
an attendee about
the company's
upcoming implant
courses in which
the student can
actually operate.

percent organic aloe and is super
popular among health professionals
who have to wash their hands several
times a day.

- *Digital camera for dentistry:* Do
you need a new digital camera for
your practice? If so, be sure to stop by
Shofu, booth No. 1621, to check out the
EyeSpecial C-II, a smart digital camera
designed exclusively for dentistry.

- *Heat – anytime, anywhere:* Reus-

able Heat, booth No. 528, is new to the
CDA San Francisco show. The compa-
ny's heat packs are instant, portable
and reusable. Visit the booth to hear
all about show specials.

- *Live implant surgery events:* Be
sure to check out Hiossen Implants,
booth No. 640, if you are interested in
learning more about upcoming dental
implant courses in which you (the
attendee) place the implant.

AD

Academy of
Osseointegration

San Diego

GLOBALIZATION
of
IMPLANT DENTISTRY:
A World Collaboration

ANNUAL MEETING

February 18-20, 2016
San Diego Convention Center

osseo.org

ADA CERP® Continuing Education
Recognized Program

Scenes from Thursday



• Practice Development Manager Bhimerjeet Kahlom talks to attendees at the CareCredit booth (No. 801) about its popular show promotion featuring a Winnie the Pooh pillow pet.



• Stop by the Army recruiting booth, No. 2409, to see how they can help you be all you can be.



• 'Don't sink below the surface, stay supra-gingival' with the L.A. Institute and Ruiz Dental Seminars. To learn more, stop by booth No. 632.



• Visit Planmeca CAD/CAM booth, No. 2026, and Gavin Seernberg, district manager, and Heather Hennen Dall, CDD, can introduce you to all the benefits of the new Planmeca FIT.



• Carrington College dental students enjoy checking out the many aisles in the CDA exhibit hall Thursday morning.



• Attendees stop by to talk to Chuck Ferrara of Parkell at booth No. 2301.



• Shofu's Meredith Murphy helps an attendee check out new products at the booth, No. 1621.



• Stop by the Patterson booth, No. 1026, to make a purchase and play a round of Advantage Mini Golf, which might win you some cash!



• Samantha Merrick and Anita Duran of OCO Biomedical stand ready to help at the company's booth, No. 1242. (Photo/Humberto Estrada, *today* Staff)

Photos by Sierra Rendon
today Staff

Experience the advantages of Hahn™ Implants



"The Hahn™ Tapered Implant System offers practitioners some distinct advantages: an easy-to-use surgical kit with length-specific drills, a thread pattern that engages the bone precisely as directed with a high degree of initial stability, and esthetic healing and restorative components for a natural emergence profile. Add to this the support of an industry-leading laboratory, and you won't find a more complete implant system anywhere on the market."

– Timothy Kosinski, DDS, MAGD;
Bingham Farms, Michigan



"The simplified surgical protocol of the Hahn Tapered Implant System has helped me boost my case efficiency, with the wide-ranging assortment facilitating predictable placement in all regions of the mouth. The implant performs exceptionally well in fresh extraction sites. Anyone looking to confront the challenges of implant therapy will appreciate the versatility and performance of this exciting new system."

– Paresh Patel, DDS;
Mooresville, North Carolina



\$100* per implant
with special offer
\$160* per implant list price

Already have a NobelReplace® surgical kit? Use your existing kit and order five Hahn Tapered Implants for just \$500 (\$300 savings). This offer also includes a set of four FREE Hahn Tapered Implant drivers (\$200 value).



IMMEDIATE LOADING



Achieve a high degree of primary stability, and facilitate nonfunctional provisionalization where indicated.

LIMITED SPACE



Robust 3 mm implant allows for restoration of narrow ridges and tight interproximal spaces.

MOLAR EXTRACTIONS



Wide-diameter implant ideally suited for "titanium grafting" of posterior extraction sites.

NobelReplace is a registered trademark of the Nobel Biocare group. Hahn Tapered Implant is a trademark of PrismaTik Dentalcraft, Inc.
*Price does not include shipping or applicable taxes.

For more information

888-786-2177
www.glidewelldirect.com



Hahn implants and components
are manufactured in our Irvine,
California, facility.

GLIDEWELL DIRECT
CLINICAL AND LABORATORY PRODUCTS


3034532_1.0 ECO #3034511




• Teresa Salido of Glidewell Laboratories helps an attendee at the booth, No. 1428.



• William Walley and Heather Resney of Kettenbach introduce an attendee to the company's latest products at the company's booth, No. 1640.



• Neil Magnesun of Sharper Practice shows CDA attendees how the DocPort i.o. intraoral camera works at booth No. 726.



• If dry hands are a problem for you, you should visit the Hawaiian Moon booth, No. 526, to sample some of its lotion, which is said to help a variety of skin ailments.




• CDA attendees stream into the Henry Schein Tech Central booth, No. 1916.

• Roland Lynn of Reusable Heat, booth No. 528, shows how conveniently the company's various heat packs work. Reusable Heat is a new CDA San Francisco exhibitor.



• Stuart Kazen works with Dr. Edward Urbina at the Aseptico booth, No. 1510.



• Stop by the RGP Dental booth, No. 932, where Jason DeCosta and Kevin Amaral can help you find the best chair for you. (Photo/Humberto Estrada, *today* Staff)



• Visit Tom Boran at the Biolase booth, No. 616, to learn all about the Waterlase iPlus 2.0 and Biolase's Practice Growth Guarantee.

Simply the BEST!

NO FOCUSING
NO FOGGING,
WORKS WITH ANY SOFTWARE



CAN INTRAORAL CAMERAS
REALLY MAKE A DIFFERENCE?

TRY ONE FOR FREE AND SEE
WHAT YOU MAY HAVE BEEN MISSING!

Actual pictures taken with the DocPort Intraoral Camera System



- NO MONEY DOWN
- PAY IN 30 DAYS ONLY IF YOU ARE COMPLETELY SATISFIED!*

*Credit card charged in 30 days if product not returned

SELECT YOUR NO-MONEY-DOWN, RISK-FREE SPECIAL SHOW OFFER

- **Super Special #1**
Trade in Your Old Camera
and Save \$1500
- **Super Special #2**
BUY 2 GET 1 FREE!
- **Super Special #3**
BUY 3 GET 2 FREE!

The DocPort i.o. intraoral camera features a focus-free design for ease of use and crystal clear imaging. Image acquisition is hassle-free via the easy-touch capture button located on the camera wand, or with optional USB footswitch. Direct computer connection using a standard inexpensive USB cable eliminates costly cable repairs and the camera is supplied with a remote automatic on/off handpiece holder. Easy integration with any dental software platform in both PC and Macintosh environments makes DocPort i.o. the natural choice for quality dental imaging.

**VISIT US
AT BOOTH
NO. 726**



James Rosenwald, DDS, FAGD

"I recently bought two DocPort cameras (to replace my older units) and found them so easy to use and so valuable to my practice that I have purchased three more units. I highly recommend this camera."



Gerald Ross DDS—Tottenham, ON

"I've had cameras costing more than double, but my staff prefers the DocPort over any other because the pictures show incredible detail and it's so easy to use. We've tried a lot of them, but this camera is amazing."



Celebrating 20 Years of Innovation

DocPort i.o.

LED Intraoral Camera System

QUESTIONS? CALL US TOLL FREE:

1.800.392.1171

www.sharperpractice.com

The Hahn Tapered Implant: 45 years in the making

By Keith Peters, Contributing Editor,
Inclusive magazine

■ Since placing his first implant nearly 45 years ago, Dr. Jack Hahn has spent much of his career as an implantologist thinking of ways to make treatment more accessible to the practitioner as well as the patient.

Implant design has improved dramatically during that time, with Hahn spearheading key innovations that have helped make implant therapy the essential mode of dental treatment it is today. From the endosseous blade-form implant he helped Miter Inc. develop in 1978 to the newly released Hahn™ Tapered Implant, Hahn's efforts have been driven by the desire to continually improve in order to make treatment simpler and more predictable.

"The easier we make it to position the implant for a restoration that looks like a natural tooth, the better results we'll have," Hahn said in a recent interview.

It was this line of thinking that inspired Hahn's idea for the first tapered implant. After a long day that included several cases in which he had difficulty placing parallel-walled implants in the anatomically restricted space of the anterior maxilla, Hahn had an epiphany: "The tooth I was replacing was taper-shaped, so why was I putting in a square peg?" That very night, he sketched out the concept.

Steve Hurson, former chief scientist for Nobel Biocare, has said of this industry-changing innovation: "Dr. Hahn identified a need for an implant with a narrower apex, which would achieve higher primary stability in soft bone. The concept was to have an implant design that would have the tapered shape of a tooth root ... resulting in a system with outstanding predictability."

In essence, this was an extension of the philosophy that inspired the design of the machined collar Hahn helped Steri-Oss develop. "By designing a 4 mm machined collar that was more like the neck of a natural tooth root, we were able to prevent crestal bone loss and improve outcomes," Hahn said.

This drive to constantly improve has not always been met with open arms. In fact, his role with Steri-Oss was borne of a disagreement with Miter Inc.

"The Titanodont implant had some problems, including an abutment attachment that lost its retention after a few years and fins that would become



Designed to maximize clinical efficiency, predictability and primary stability, the Hahn Tapered Implant is the culmination of Dr. Jack Hahn's 45-year career as an innovator and implantologist. (Photos/Provided by Glidewell Laboratories)

Here at the CDA

To see the Hahn Tapered Implant, stop by the Glidewell Laboratories booth, No. 1428.

exposed if there was any crestal bone loss. So I proposed a machined collar with a new prosthetic connection," Hahn said. "They said they couldn't do it because it would be too expensive to change the machinery. I didn't want to have my name associated with the implant any longer if they weren't going to correct the problems."

This led Hahn to other endeavors, including his role with Steri-Oss and, eventually, Nobel Biocare.

After the NobelReplace® tapered implant system launched in 1997, Hahn continued placing and restoring implants, completing thousands of cases. This experience afforded clinical observations that would serve as the basis for a new implant design that Hahn considers his best.

"I came to Nobel with my idea for a new implant in 2012, conceptual engineering drawings in hand, and they said, 'Replace is so successful; why change now?'"

Hahn said he replied: "Apple has become one of the most successful companies in history by constantly innovating. Why shouldn't we do the same in dental implants?"

Hahn continued, "I had been placing implants for decades, and there were still problems we could solve with a new design. I had this implant that would be easier for doctors to place, with a simpler drilling protocol



Dr. Jack Hahn receives the Lifetime Achievement Award from the American Academy of Implant Dentistry.

and a thread design that would allow for efficient placement and a high degree of primary stability."

Wanting to take his design concept to the next level, Hahn began pursuing alternatives, an effort that eventually led him to Glidewell Laboratories.

"I knew a lot of the Glidewell people from my days at Steri-Oss and Nobel, and they were happy to meet with me," he said.

The resulting partnership culminated in the recent launch of the Hahn Tapered Implant System, and Hahn said he couldn't be happier with the results.

"When I first visited their facilities, it was immediately apparent that their manufacturing capabilities are state-of-the-art," he said. "Their engineering team has the technology and know-how to bring design concepts to life with astonishing speed and precision,

and their expertise on the prosthetic side of implant dentistry has been invaluable in creating an implant that is as simple to restore as it is to place."

With a career that speaks volumes on the importance of continual innovation, Hahn said he's proud to have his name on an implant that contributes to the forward progression of implant dentistry while reducing the cost of treatment.

"The better we make implant design, the more accessible we can make implant dentistry to doctors so they can improve their practices and the quality of life of their patients," he said.

Editor's note: The Hahn Tapered Implant is a registered trademark of Glidewell Laboratories. NobelReplace is a registered trademark of Nobel Biocare.

"Getting my
restoration
done in a day?
That's music
to my schedule."



Better-looking and fitting restorations in a single visit.

With the Planmeca FIT™ CAD/CAM restorative system, you can now do quality restorations chairside with the speed, accuracy and intuitive design that you will appreciate. Saving time and delivering a better patient experience.

For product demonstration, contact your Henry Schein representative or call 800-645-6594 * press 1.

Exclusively distributed by
HENRY SCHEIN®
DENTAL

PLANMECA FIT™
Open CAD/CAM System