

today



Academy
of General Dentistry™



Anyone want to play a game?

Download the AGD 2015 mobile app and you can participate in the exhibit hall scavenger hunt.

»page 3



On the calendar for today

Still have room in your schedule? Take a trip to Sausalito or attend the Welcome Reception.

»page 4



Stock up on those C.E. credits

We have a list of some of the can't-miss courses that are on the schedule for this week.

»page 6



Welcome to AGD 2015!

Education and innovation take center stage here in San Francisco

By AGD Staff

■ The Academy of General Dentistry's (AGD) annual meeting, AGD 2015, is putting education and innovation front and center as it begins today and runs through Sunday. At AGD 2015, you can look forward to:

- *Innovative learning.* Lecture and participation courses on the hottest topics in C.E. will be presented by some of the industry's foremost speakers – including Todd B. Engel, DDS, of the Engel Institute. Dr. Engel will present a live patient implant course, "Live Implant Surgical Demonstration."

• The San Francisco Golden Gate Bridge is just one of many sights to see in the city – when you aren't at the AGD 2015, of course. (Photos/Provided by the AGD)

*see WELCOME, page 3

Travelocity founder to headline opening session

Today's keynote speech to focus on 'The Business of Innovation'

■ Travelocity founder Terry Jones is the keynote speaker for the Academy of General Dentistry's (AGD) annual meeting, AGD 2015, which kicks off today and runs through Sunday.

Jones, founder of *Travelocity.com*, founding chairman of *Kayak.com* and executive chairman of *WayBlazer*, will headline today's opening session,

Here at the AGD

Learn more about AGD special events on pages 22 and 23 of the AGD 2015 on-site program book.

"The Business of Innovation," from 8:35 to 9:25 a.m., at Moscone West, Rooms 3005 to 3012.

During Jones's keynote speech, attendees will learn how to build the right business team, change the culture of their workplaces, generate new ideas and decide which of those ideas

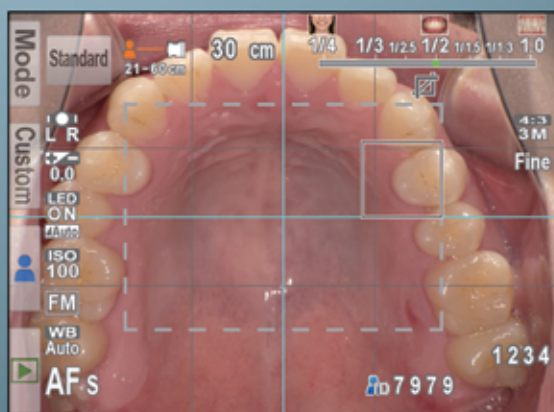
to test and implement at their offices. Jones also will teach attendees ways to utilize digital resources for reaching out to new patients and re-connecting with former ones.

"As patients' needs and expectations change, being responsive to that change will help your practice survive," said AGD President W. Carter Brown, DMD, FAGD. "The goal of this lecture will be to foster an innovative approach to problem-solving."

• Right, Terry Jones. (Photo/Provided by the AGD)



EyeSpecial C-II



Built in dental cropping grid lines to get a clear and concise image, the first time.

NEW! Visit us
Booth #737



Scan Here for
Instructional Video

SMART DIGITAL CAMERA, DESIGNED EXCLUSIVELY FOR DENTISTRY



- 8 Dental shooting modes – Easier, faster and more reproducible images
- Auto focus, zoom and isolate
- Auto flash adjustment for true color
- 3.5 inch LED/LCD touchscreen – Works with exam gloves
- Water/chemical resistant – Essential for infection control in the office
- HIPAA compliant – protects patient privacy and security*

*Brinker, S. (2015, January). HIPAA compliance and digital photography with personal mobile devices. *Dental Products Report*, 76-80.



today About
the Publisher

Tribune America, LLC
116 W. 23rd St., Suite 500
New York, N.Y. 10011
Phone: (212) 244-7181
Fax: (212) 244-7185
E-mail: info@dental-tribune.com
www.dental-tribune.com

Publisher & Chairman
Torsten Oemus
t.oemus@dental-tribune.com

President/Chief Executive Officer
Eric Seid
e.seid@dental-tribune.com

Group Editor
Kristine Colker
k.colker@dental-tribune.com

Managing Editor
Fred Michmershuizen
f.michmershuizen@dental-tribune.com

Managing Editor
Sierra Rendon
s.rendon@dental-tribune.com

Managing Editor
Robert Selleck
r.selleck@dental-tribune.com

Product/Account Manager
Humberto Estrada
h.estrada@dental-tribune.com

Product/Account Manager
Maria Kaiser
m.kaiser@dental-tribune.com

Product/Account Manager
Will Kenyon
w.kenyon@dental-tribune.com

Business Development Manager
Travis Gittens
t.gittens@dental-tribune.com

Education Director
Christiane Ferret
c.ferret@dtstudyclub.com

Accounting Department
Nirmala Singh
n.singh@dental-tribune.com

dti Dental
Tribune
International

Published by Tribune America
© 2015 Tribune America, LLC
All rights reserved.

today Academy of General Dentistry Show Dailies Vol. 6 appear during the AGD 2015 Annual Meeting in San Francisco, California, June 18–20, 2015.

Tribune America makes every effort to report clinical information and manufacturers' product news accurately, but cannot assume responsibility for the validity of product claims, or for typographical errors. The publishers also do not assume responsibility for product names or claims, or statements made by advertisers.

Opinions expressed by authors are their own and may not reflect those of Tribune America or Dental Tribune International.

AGD 2015 mobile app available

Locate exhibitors, participate in a scavenger hunt and more

■ The AGD 2015 mobile app is available for both Apple and Android devices. Use this app on-site to locate exhibitors, view an interactive exhibit floor plan, participate in the exhibitor scavenger hunt, access the meeting's educational session schedule and so much more.

Scan the QR code to the right to download the app, or go to your mobile device's app store. (Note: You need a QR scanner to play the scavenger hunt.)

Do you need a QR scanner? Search "QR scanner" in your device's app store for the best free option. Once your app is downloaded, log in using these simple steps.

Download the app and log in

1. Scan the QR code or search "AGD 2015" in your device's app store.
2. Use an email address to log in.
3. You will be sent a password for future use to protect your app's privacy.



• Scan this code to download the AGD 2015 mobile app.

Update your profile

1. Tap the three-line menu button in the upper left corner.
2. Tap your name at the top.
3. Tap the gear icon in the upper right corner.
4. Select "Edit Profile" and update your contact information (if necessary).
5. Tap the check mark in the upper right corner to complete.

How to play

1. Open the scavenger hunt portion of the AGD 2015 app.
2. There are 17 exhibiting companies participating in the game. Visit seven of the 17 participating exhibitors to be entered into a drawing to win.
3. Use the clues provided to visit the participating exhibitor and answer their question. Once the question is answered, scan their QR code (using your QR scanner app). This will open a profile view where you will have to tap the upper right corner to post a status.
4. Write a status update and click to checkmark it in the upper right corner to post it.
5. You will get a confirmation card confirming you have earned a badge. (Note: You can scroll through these to see all the badges you have earned.)
6. You will automatically be entered into the drawing when you have scanned at least seven QR codes and received your badges.

WELCOME *from page 1



• **Todd B. Engel**

tion – The Magic Circle," on Friday from 8:30 a.m. to 12:30 p.m. at Moscone West, Room 2002.

• *Professional distinction.* The AGD will commemorate its new fellows, masters and lifelong learning and service recognition recipients with the President's Celebration to Honor Fellows and Masters on Saturday from 7 to 10 p.m. at the San Francisco Marriott Marquis, Yerba Buena Ballroom Salons 8 to 15. Bring your family, friends and colleagues to enjoy food and live music during this social event!

• *Practice advancement.* Visit the exhibit hall, where hundreds of exhibitors will showcase the latest innovations in dental equipment, materials, products and services. Take your office to the next level!

• *Personal inspiration.* During your downtime, explore the City by the Bay. San Francisco offers unique dining and entertainment in and around the AGD Headquarters hotel, the San Francisco Marriott Marquis at 780 Mission St. Visit top tourist destinations, such as Chinatown, Fisherman's Wharf, Filoli Flower Gardens and the California Academy of Sciences. Or take a ferry trip to Sausalito, Calif., which is just across the bay!

For more information while on-site in San Francisco, download the AGD 2015 mobile app, available from your mobile device's app store. For downloading instructions, visit page 45 of the AGD 2015 on-site program book.

AGD Foundation events support oral cancer awareness and research

■ The Academy of General Dentistry (AGD) Foundation has planned a lineup of events to support oral cancer awareness, education and research during the AGD's annual meeting, AGD 2015.

Here are three of the AGD Foundation's key offerings, including the silent auction fundraiser, which began Wednesday.

• *The AGD Foundation Silent Auction Fundraiser* is being held at Moscone West, First Floor Lobby, today from 6:30 a.m. to 7 p.m., Friday from 6:30 a.m. to 6 p.m. and Saturday from 6:30 a.m. to 5 p.m. Thanks to the support of donors, the silent auction offers state-of-the-art dental equipment and dental instruments, C.E. courses, jewelry and more. Proceeds support oral cancer awareness, education and research.

• *AGD Foundation Oral Cancer Screenings* will be held Friday from 2 to 5 p.m. and Saturday from 10 a.m. to 2 p.m. at Moscone West, First Floor Lobby. Volunteer dentists will provide their services for the event, screening an expected 300 people for oral cancer.

According to the Oral Cancer Foundation, more than 45,000 new cases of oral cancer are expected to be diagnosed this year. AGD President W. Carter Brown, DMD, FAGD, said the first step in fighting oral cancer is early detection, which includes semiannual visits to the general dentist, who can identify early signs and symptoms of oral cancer.

"General dentists are the first line of defense against oral cancer, and early detection is key to increasing survival rates," Dr. Brown said. "We're asking community members to spare a few minutes of their day to stop by the convention center for an oral health evaluation. Those few minutes could save your life."

The Henry Schein Cares Foundation, Henry Schein's global corporate social responsibility program, contributed \$15,000 to the event and donated 10 Identafi units to help deliver the screenings.

• *The AGD Foundation Fun Run/Walk 5K Fundraiser* will begin Saturday at 6 a.m. at AT&T Park in San Francisco. Buses will be located outside Moscone West, midway between Minna and Howard streets, between 5 and 5:30 a.m., to transport participants. This is a ticketed event. If you have registered, a ticket(s) will be included in your registration package. Registration – \$45 for AGD members and \$50 for nonmembers – also is available in the AGD Registration Area at Moscone West, First Floor Lobby.

The AGD Foundation, the philanthropic partner of the AGD, supports the efforts of the general dentist toward improving the oral health of the public. To learn more about the AGD Foundation, send an email to foundation@agd.org.

Coming up at today's AGD 2015

Events for your calendar you don't want to miss

Embrace innovation with Jones

AGD 2015 keynote speaker Terry Jones will headline the opening session, "The Business of Innovation," today from 8:35 to 9:25 a.m. at Moscone West, Rooms 3005 to 3012. Jones — founder of *Travelocity.com*, founding chairman of *Kayak.com* and executive chairman of *WayBlazer* — will share his experiences on surviving a changing market by creating a culture of innovation and building

digital relationships. This lecture is worth 1 C.E. credit.

Visit Sausalito, Calif.

A ferry ride and day trip to Sausalito, Calif., is planned for today, from 10 a.m. to 4:30 p.m. The cost is \$60 per person.

Registration includes round-trip transportation to Pier 41 and a round-trip ferry ride to Sausalito. Buses will depart at 10 a.m. from Moscone West

Here at the AGD

For more information about the Academy of General Dentistry's (AGD) annual meeting, AGD 2015, visit www.agd2015.org or find it through the AGD 2015 mobile app, available for download from your mobile device's app store. For downloading instructions, visit Page 45 of the AGD 2015 on-site program book.

and will return from Pier 41 at 4:15 p.m. Plan to return to Moscone West by 4:30 p.m.

The Society of American Travel Writers has ranked Blue & Gold's Sausalito Ferry ride the No. 2 most exciting ferry ride in the world, and the city of Sausalito offers the charm of a Mediterranean seaside village tucked amongst the hills of Marin County, Calif.

Earn Learning Lab C.E. credit

Learning Labs will be offered today, from 12:30 to 4:30 p.m., at Moscone West, Level 1, Exhibit Hall.

During these free, 50-minute educational lectures, dental experts will address a variety of topics, allowing attendees to earn C.E. credit. Headphones will be provided. Signs will be posted on-site with course titles and times.

More information about these Learning Labs is available on Pages 44 and 45 of the AGD 2015 on-site program book.

You're invited to the Welcome Reception

Registered guests are welcome to visit the exhibit hall and attend tonight's Welcome Reception, from 4:30 to 6 p.m., at Moscone West, Level 1, Exhibit Hall.

The Welcome Reception will feature hors d'oeuvres, cash bars and entertainment, alongside the AGD's many exhibitors. All registered dentists and dental student attendees will receive one drink ticket to be used during the Welcome Reception. Guest tickets cost \$65.

On deck for Friday: Tour Filoli Flower Gardens

A tour of the Filoli Flower Gardens, and lunch, is planned for Friday, from 9:30 a.m. to 3 p.m. The fee is \$85 per person.

Recognized as one of the finest remaining country estates of the early 20th century, Filoli welcomes the public to its 654-acre property, which includes a 36,000-square-foot Georgian country house and 16-acre English Renaissance garden.

Admission to Filoli — at 86 Canada Road in Woodside, Calif. — allows visitors to explore the historic house and garden at their leisure. Self-guided booklets are available and docents are on hand to answer questions.

Registration includes a boxed lunch, round-trip transportation and admission to the garden. Buses will depart at 9:30 a.m. from Moscone West and return at 2:30 p.m. Plan on returning to Moscone West by 3 p.m.

(Editor's Note: This content also is available in the AGD 2015 on-site program book.)

AD

"My personal journey at LVI taught me the most cutting edge techniques in dentistry. It taught me how important it is to work on my business and most of all to **love what I do** and provide my patients with life changing dentistry."

Dr. Conchi M. Sanchez-Garcia, Miami, FL




**LOVE WHAT YOU DO.
DO WHAT YOU LOVE.
LVI CAN SHOW YOU HOW.**

888.584.3237 | LVI Global.com | concierge@lviglobal.com



Changing Dentistry. Changing Lives.

ADA CERP® | Continuing Education Recognition Program



Las Vegas Institute for Advanced Dental Studies, LVI Global is an ADA Recognized Provider ADA CERP is a service of the American Dental Association to assist dental professionals in identifying quality providers of continuing dental education. ADA CERP does not approve or endorse individual courses or instructors, nor does it imply acceptance of credit hours by boards of dentistry. Concerns or complaints about a CE provider may be directed to the provider or to ADA CERP at www.ada.org/goto/cecp.

Academy of General Dentistry Approved PACE Program Provider FAGD/MAGD Credit Approval does not imply acceptance by a state or provincial board of dentistry or AGD endorsement 6-1-15 to 5-31-19 Provider ID 208412

More beauty, plenty of brawn

BruxZir® ANTERIOR — SOLID ZIRCONIA —

Visit us at
booth
215

\$99*/unit

(5 days in lab)

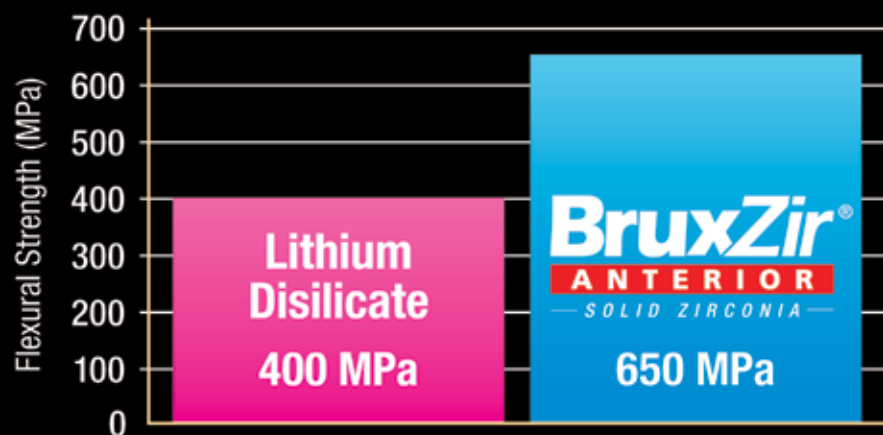
via digital impression:

\$79*/unit

(3 days in lab)

BruxZir Anterior is ideal for:

- ✓ Anterior and premolar crowns
- ✓ Anterior and premolar bridges with one pontic
- ✓ More conservative preparation than lithium disilicate; 0.8 mm required, 1.25 mm is ideal



Flexural Strength Testing per ISO 6872 specification.

BruxZir® Anterior is the latest advancement in the BruxZir Solid Zirconia product line. This highly esthetic restorative material is designed specifically to satisfy the esthetic and functional requirements of the anterior region of the mouth. Exhibiting an average flexural strength of 650 MPa with translucency and color similar to natural dentition, BruxZir Anterior is an ideal, esthetic solution for your anterior cases.

*Price does not include shipping or applicable taxes.

For more information

888-786-2177

www.glidewell dental.com



**GLIDEWELL
LABORATORIES**

Premium Products - Outstanding Value

Earn your continuing education credit today

Patient management and maximizing case success among today's course topics

■ For the next three days, get prepared to learn about the latest technologies and clinical practices in general dentistry.

"In addition to the cutting-edge lectures and participation courses from the top continuing education speakers of our profession, this year's meeting features a live-patient implant placement surgery," said AGD President W. Carter Brown, DMD, FAGD. "The surgery, performed by Dr. Todd Engel, is one of many new additions to this meeting, which focuses on innovative technologies, procedures and clinical skills."

Here is a glimpse at some of the courses available to attendees.

Today

- "Four Diverse Approaches to Treating Patients With Special Needs," with David M. Blende, DDS; Vange Leonis, MS, RDHAP; Harvey Levy, DMD, MAGD; and Allen Wong, DDS (S11) – This new and novel program will feature a discussion by four leading experts on the successful management of patients who are anxious or



• AGD President W. Carter Brown

have other special needs. Presenters will share their treatment modalities, including prevention and emergency care for every age, location and medical condition, anywhere in the United States. A Q&A will follow the four presentations. (Today: 1 to 5 p.m., Moscone West, Room 2022)

- "Avoiding Restorative Failures," with Lee Ann Brady, DMD (S13) – This program will look at risk assessment and present a systematic approach for examination, diagnosis and treatment planning designed to minimize

Here at the AGD

For more information about AGD 2015 courses, visit www.agd2015.org or find it through the AGD 2015 mobile app.

surprises and maximize case success. (Today: 1:30 to 4:30 p.m., Moscone West, Room 2008)

Friday

- "Live Implant Surgical Demonstration – The Magic Circle," with Todd B. Engel, DDS (S50) – This surgical treatment course will include initial consultation and case blueprinting, biological preparation of the patient (grafting and tissue management for general practitioners), occlusion for the proposed plan and the surgical component. Surgical placement on the patient will be seen live by the audience. (Friday: 8:30 a.m. to 12:30 p.m., Moscone West, Room 2002)

Saturday

- "Keys to Social Media Marketing Suc-

cess," with Rita Zamora, Get Marketing LLC (S31) – This course explains why more than 40 percent of potential patients will never consider your practice unless you provide them with opportunity to research you online. Attendees will learn what top dental practices are doing today to successfully grow their practices with social media. (Saturday: 8 to 11 a.m., Moscone West, Room 2024)

- "Achieving Clinical Excellence in Esthetic Posterior Restorations," with Jeffrey J. Brucia, DDS (P20) – This in-depth workshop will provide insight into why improvements in adhesive materials and techniques, combined with the demands for esthetic restorations, have made metal-free dentistry a quality option for every treatment plan. It covers the total spectrum of direct and indirect restorative materials indicated for use in the posterior area. A lecture will begin this hands-on clinic on the step-by-step careful planning and placement of these restorations. (Saturday: 9 a.m. to 5 p.m., Moscone West, Room 2009)

AD



Encrypted Email Made Easy...

Send HIPAA-compliant Emails Securely and Easily

RecordLinc allows dental professionals to securely and easily send electronic referrals, patient transfers, and track treatment plans between dental practices in a HIPAA compliant portal.



Connect your practice
Think "LinkedIn for Dentists"



Simplify Referrals
Save time & stay compliant



Grow your practice
with more referrals





www.RecordLinc.com
Sales@RecordLinc.com
(415)749-1444

CLAIM YOUR FREE PROFILE TODAY
UPGRADE TO PRO FOR \$47/MONTH

Dental students among AGD 2015 ePoster presenters

Session set for Friday in the exhibit hall

■ Dental students, residents and dental school faculty will highlight their work by presenting ePosters from 10 a.m. to 2 p.m. Friday in the exhibit hall. The posters include:

- "Loss of Multiple Teeth Due to Trauma and Management With Implant-Supported Fixed Dental Prosthesis Utilizing Axial and Tilted Implants: A Case Report," from Amal Asiri, DDS
- "Effect of Curing Light and Restoration Location on Energy Delivered," from Sapan Bratt, DMD
- "Maxillary Anterior Implant Replacement Following Ridge Augmentation," from Ching-Wen Chang, DDS
- "Life Threatening Hemorrhage After Extraction in the Patient With Severe Hemophilia A and High-Level Inhibitors: A Case Report," from Ching-Wen Chang, DDS
- "Evaluating Patient-Dentist Communication and Denture Hygiene in Edentulous Patients," from Yoo Jun Chung
- "Model Based Guided Implant System," from Jonathan Geleris, DDS
- "Activated Charcoal as a Whitening Dentifrice," from Brantley McCarty
- "Novel Incision Design and Flap Closure to Reduce Incidence of Alveolar Osteitis in Mandibular Third Molar

Extractions," from Ho-Hyun Brian Sun, MSc

- "An Association Among Intimate Partner Violence (IPV) Exposure, Orofacial Injuries and Health Disparities," from Rian Cho
- "Effect of Antiseptic Solutions on Soft Denture Relining Materials," from Makani Dollinger
- "The Effect of Er,Cr: YSGG Laser Irradiation on Smear Layer and Debris Removal With Two Different Output Powers," from Sara Ehsani
- "An Interprofessional Oral Health Literacy Campaign for Providers and Patients Attending the San Antonio Refugee Health Clinic," from Moshtagh R. Farokhi, DDS
- "Efficacy of Azadirachta Indica as a Root Canal Irrigant: A Review," from Rajan Gupta, DDS
- "Pulp Capping Agents: A Literature Review," from Juveria Syed Ali Hussain
- "Zirconia – the Esthetic Future of Dental Implants," from Farah Tazeen Khatoon, DDS
- "The Prevalence of Dental Caries of Patients in the New Jersey Area With Autism Spectrum Disorder Receiving Full-Mouth Dental Rehabilitation Under General Anesthesia," from Chelsea Rajago
- "Assessing an Oral Health Curriculum for Students in Low-Income Communities," from Joelle Stanger

Pilot drill, surgical guide combined

Alternative to fabricating a conventional surgical guide

By Golden Dental Staff

■ The MD Guide Intro Kit system provides a simple solution to more accurate mesio-distal spacing and parallelism, no matter what implant system or brand you may be utilizing. It is not changing your current surgical protocol; it is just helping make it more accurate.

The MD Guide minimizes the stress of misaligned or malpositioned implants and can save time and money over conventional surgical guides, according to the company. It allows you to work efficiently and accurately in implant positioning.

The MD Guide provides for an alternative method to fabricating a conventional surgical guide. In theory, using some sort of a surgical guide when placing implants to ensure they are properly positioned can be helpful, as a millimeter can make a real difference in the final implant crown fabrication.

What is clinically useful about the MD Guide is that you are not changing your current surgical protocol or your dental implant system. The MD Guide just allows you to drill your pilot hole more accurately in terms of mesio-distal spacing and parallelism.

Instead of using the pilot drill with your implant system, the MD Guide can be used. It is a pilot drill and an alternative surgical guide combined. You are still drilling "free-hand" but with more accuracy.

The MD Guide Intro Kit contains five drilling guides and five non-drilling guides (or virtual teeth) that are specifically sized to match the mesio-distal dimension of the future restoration. The drilling guides and non-drilling guides are sized at 6 mm, 7.5 mm, 9 mm, 10.5 mm and 12 mm diameters. The drill length is 7.5 mm and has a diameter of 2 mm for all the drilling guides.

Once the correct drilling guide size is selected, the cylinder is placed against the adjacent tooth to create your pilot hole. After the first pilot hole is made, the drilling guide is replaced with the exact same sized virtual tooth.

For example, if you used a 7.5 mm drill, you then place the 7.5 mm virtual tooth in its place upon completion of drilling your first pilot hole.

If an additional implant is being placed, you would continue the steps, but instead of estimating your second pilot hole, you will now align the drilling guide cylinder against the virtual tooth that was placed previously vs. against the actual tooth, as was the case with the first pilot hole.

Here at the AGD

For more information on the MD Guide, visit Golden Dental Solutions at booth No. 920, call (877) 987-2284 or visit goldendentalsolutions.com to watch clinical videos.



(Photo/Provided by Golden Dental Solutions)

NDA
National Dental Association

102nd Annual Convention
NDA: Remaining Relevant in Our Communities

July 24-28, 2015
Chicago Marriott Downtown Magnificent Mile

CALL FOR EXHIBITORS!!!
Complimentary Advertisement, Exposure, etc.

CHICAGO, ILLINOIS

NDA EXHIBITION HALL • Sat & Sun, July 25-26
Product Discounts & Door Prizes

DYNAMIC Continuing Education Credit Opportunity

CLASSIC Events and Guest Speakers

NDA Mission Statement

The National Dental Association promotes oral health equity among people of color by harnessing the collective power of its members, advocating for the needs of and mentoring dental students of color, and raising the profile of the profession in our communities.



National Dental Association
6411 Ivy Lane, Suite 703
Greenbelt, MD 20770
Ph. 202.588.1697
Fax 202.588.1244
www.ndaonline.org



FOR MORE INFORMATION ABOUT EXHIBITING AND CONVENTION REGISTRATION PLEASE CALL 202.588.1697

EyeSpecial C-II: A digital camera designed exclusively for dentistry

Here at the AGD

Visit the Shofu booth, No. 737, today for a demonstration of the EyeSpecial C-II and, with every purchase at the show, receive a storage case for free! (\$100 value). For more information or to see some educational videos, visit www.shofu.com or contact Shofu Dental Corp. at (800) 827-4638.

By Shofu Dental Corp. Staff

■ The EyeSpecial C-II digital dental camera is designed exclusively for dentistry and features 12 megapixels and eight shooting modes that are easier, faster and more reproducible to ensure the best quality of images are achieved, according to Shofu Dental Corp.

The EyeSpecial C-II offers a high-performance, 49 mm close-up lens, one-touch operations, an ultralightweight sleek body design and a large LCD touchscreen, which allows the user to view and scroll through images, even with a gloved hand.

Designed to produce superb image quality, according to the company, EyeSpecial C-II has exceptional depth



Get the EyeSpecial C-II Digital Dental Camera today. (Photos/Provided by Shofu Dental Corp.)

of field range, fast autofocusing and anti-shake capabilities, as well as infrared, UV and anti-reflection filters to help achieve those high-quality images.

Although lightweight, the camera is very durable and will withstand the occasional mishandling. It is scratch- and scuff-resistant, as well as water and chemical proof, which is essential for infection control in the office.

Created for dental and orthodontic photography, case presentations and at the bench in a laboratory, EyeSpecial C-II is user friendly and can be held comfortably with one hand, freeing the other to use a cheek retractor or mirror.

Included with the EyeSpecial C-II is a 4 GB SD XC card, but the camera is also compatible with a wireless SD card, such as an Eye-Fi card, allowing images to be automatically transferred and uploaded onto a computer, tablet or smartphone.

The EyeSpecial C-II comes with the 4 GB SD XC card, four AA batteries, a Kenko 49 mm macro lens for close-up shots, a computer connection cord and hand strap, a flash calibration card, a Shofu stylus and a cleaning cloth.

In addition, SureFile photo management software is available for free download. This software will allow the user to automatically sort and file images by patient name or ID number, saving time and improving HIPA standards.

Shofu's EyeSpecial C-II is designed exclusively for dentistry, and the company says it can add consistent efficiency to all your dental photography needs.

It is available at www.shofu.com or by contacting Shofu Dental Corp. at (800) 827-4638.

AD

104th Thomas P. Hinman Dental Meeting

DISCOVER THE DIFFERENCE

Hinman

Your Total Health Connection

ATLANTA, GA

March 17 – 19, 2016

Georgia World Congress Center & Omni Hotel at CNN Center

Dr. James A. Roos, General Chairman & Dr. Jonathan S. Dubin, President

The next tapered implant system

New solution from Dr. Jack Hahn combines proven features with contemporary design

By Glidewell Laboratories Staff

■ Glidewell Laboratories, a provider of dental products, implant solutions and laboratory services, has announced the release of the Hahn™ Tapered Implant System.

Dr. Jack Hahn, for whom the system is named, is known for his development of the original tapered implant, which went on to become one of the most widely used systems in the industry. Leveraging that experience and his 45-year career as a clinician and innovator, Hahn oversaw the design and creation of this implant, with the goal of making the benefits of implant therapy more affordable to a larger patient population.

The Hahn Tapered Implant System is the culmination of a partnership between Hahn and Jim Glidewell, president and CEO of Glidewell Laboratories, whose own career track record includes numerous innovations in the dental industry. Together, they devised this new system to continue the evolution of the tapered implant, in hopes of enhancing the quality of treatment while reducing the cost of care.

Hahn has placed and restored more than 5,000 NobelReplace® implants since developing the system for Nobel

Here at the AGD

For more information on the new Hahn Tapered Implant, stop by Glidewell Laboratories booth, No. 215, call (800) 839-9755 or go online to www.hahnimplant.com.

Biocare nearly 20 years ago. His clinical observations made during this period revealed several key areas for improvement. These serve as the basis for his new implant system.

Engineered to engage a maximum amount of bone and achieve a high degree of primary stability in an extensive range of clinical situations, the Hahn Tapered Implant System is the next step in the evolution of the tapered implant.

Its design features have been carefully crafted to help clinicians mitigate patient trauma and reduce chair time, promote long-term integration and facilitate immediate provisionalization and other prosthetic considerations.

With a pronounced thread design that increases bone contact, the Hahn Tapered Implant enables precise control of positioning and angulation during placement.

The Hahn Tapered Implant System



(Photo/Provided by Glidewell Laboratories)

incorporates a unique thread pattern that establishes stability in all qualities of bone. Its tapered, root-form body and wide array of sizes allow for placement in all regions of the mouth, from tight anterior spaces to first molar sites. This advanced system is well-suited for placement in fresh extraction sockets, where the implant's sharp threads engage the lingual wall and thereby help practitioners avoid the facial plate.

The Hahn Tapered Implant includes coronal microthreads designed for crestal bone preservation and a machined collar to facilitate soft-tissue maintenance. The conical, internal hex connection

provides a secure, stable prosthetic seal. The angled thread pattern of the implant enables swift insertion, with self-tapping grooves to facilitate delivery and initial stability.

Engineered and manufactured in the United States, the Hahn Tapered Implant System is compatible with popular surgical instrumentation already used in many implant practices. Its simplified surgical protocol includes implant-specific drills that precisely control the diameter and depth of the osteotomy. The system includes a comprehensive assortment of prosthetic components to support the full range of traditional and custom restorative protocols.

A new generation of core build-up material

By Kettenbach LP Staff

■ Visalys® Core, the new product from Kettenbach LP, represents the next generation of core build-up materials. The most recent addition to the Visalys family is a dual-curing core build-up material with unique active-connect-technology (ACT) to ensure a reliable bond with all common adhesives – without an additional activator.

The product was first unveiled at this year's International Dental Show in Cologne, Germany.

Visalys Core is the first core build-up material from Kettenbach. The fluoride-containing, dual-curing composite was developed for the fabrication of radiopaque core build-ups and core fillings and for cementing root posts.

The product incorporates ACT, which is unique in the market. This enables the material to bond actively with all common light-curing and dual-curing, single-step and multi-step adhesives, without an additional activator. The advantage for users is that it allows them to use the bonding agent they are used to – no matter whether it is a light-curing or



■ Visalys Core. (Photo/Provided by Kettenbach LP)

dual-curing, a single- or multi-bottle system.

A firm foundation

According to the company, Visalys Core ensures easy and reliable handling with excellent positional stability. At the same time, it exhibits good flowability and low extrusion force. The excellent compressive strength results in a stable monoblock and a secure bond.

Optional light-curing allows the procedure to be continued immediately, according to the company, and reliable self-curing provides for dependable strength even on the cavity floor and in root canals. Excellent polishing characteristics ensure precise preparation; even without light-curing, the smear layer is minimal. The product is also free of bisphenol A and its derivatives.

Visalys Core is available in dentin

Here at the AGD

For more information or to check out the Visalys Core for yourself, visit www.kettenbachusa.com or stop by the booth, No. 237.

and white shades in a 5 ml double syringe and in a 25 ml cartridge. For detailed information about Visalys Core, visit the Kettenbach website at www.kettenbachusa.com.

About Kettenbach LP

Kettenbach LP (Huntington Beach, Calif.) is the exclusive U.S. distributor for Kettenbach GmbH & Co. KG (Eschenburg, Germany). Founded by August Kettenbach in 1944, Kettenbach GmbH was created for the development and marketing of medical and dental products.

Today, the company is an international producer of dental impression materials and is also known in other surgical areas of medicine. Brands include Panasil VPS Impression Material, Identium VSXE Impression Material, Futar Bite Material, Silginat Alternative Alginate, Visalys Temp Material and Visalys Veneers.