

CLINICAL MASTERS™

*Learn from clinical masters
at state-of-the-art facilities
in beautiful locations around
the world*



Photo: shutterstock_1221194773

2019 Continuing Education Opportunities

Programs in Esthetic and Restorative Dentistry, Advanced Implant Esthetics,
Endodontics, Modern Concepts in Restorative Dentistry

Amazing Centers, Amazing Locations

Athens, Barcelona, Como, Florence, Geneva, Heidelberg,
Milan, Oslo, Pesaro, Porto, Rome, Los Angeles

Articles by and interviews with

Drs. Dietschi, Castellucci, Perrotti, Debelian, Sousa Dias,
Plotino, Jovanovic

Programs

Clinical Masters™ Network
Meet the Clinical Masters



Implant dentistry from A to X

Women and men, young and old, that have lost their teeth place their trust in you to restore their happiness and quality of life. It is your detailed planning, careful surgery, unique restorations and individual follow-ups that let them experience the confidence and joy of smiling again.

So whatever challenges you face, you can count on us to develop solutions, concepts and processes that help you in your daily work, help you build your practice and your team so that you can achieve the best results for your patients.

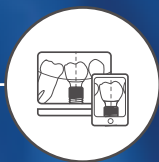
Making the difference together.
Dentsply Sirona Implants



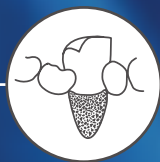
Comprehensive solutions



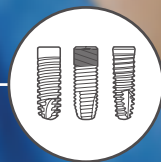
Professional and business development



Digital planning



Regenerative



Implant systems



Restorative

Follow Dentsply Sirona Implants



dentsplysirona.com/implants





EDITORIAL

by Brendan Day

Dear reader,

It is with a great deal of pride that I welcome you to the fifth issue of the Clinical Masters™ magazine.

Since the magazine's launch in 2015, it has served as a valuable point of reference for a deeper understanding of the courses, institutions and faculty that, together, constitute the world-class Clinical Masters™ programs.

Given the cultural and geographic diversity of the training centers, this magazine is designed to provide articles to suit a wide range of interests.

Inside, you will find an article from the famed Dr. Didier Dietschi on direct bonding in the smile frame, and the endodontic applications of pre-mixed bioceramic materials are illuminated by Dr. Gilberto Debelian.

There is also a discussion with Dr. Giovanna Perrotti, CEO of the renowned Lake Como Institute, as well as an interview with endodontic master Dr. Arnaldo Castellucci, who highlights the myriad benefits of microscopes. In addition, Dr. Sascha Jovanovic takes us on a tour of current and future trends in implantology, while Dr. Gianluca Plotino pre-

sents his endodontic bucket list course. Truly, there is something for everyone.

The educational opportunities offered through this unique program series are grounded in the belief that our intensive, hands-on training sessions are best coupled with extensive self-study opportunities on our exceptional Clinical Masters™ Network e-learning platform. Dental professionals from all corners of the globe who have participated in our programs, which cover courses in esthetic and restorative dentistry, implant dentistry, endodontics, and modern concepts in restorative dentistry, have thus received mentoring from our team of clinical masters and more over the past 12 months through our Clinical Masters™ Network.

Of course, I hope that you enjoy this issue of the Clinical Masters™ magazine and warmly extend an open invitation for you to attend one of the international Tribune CME programs.

With my best regards,

Brendan Day

Editor

CONTENTS

Editorial Brendan Day	03	INTERVIEW Dr. Sascha A. Jovanovic	32
TRIBUNE CME Global knowledge, delivered by world-class faculty in prime locations	06	Program gIDE Europe Master Clinician Program in Implant Dentistry	34
Clinical Masters™ Program in Esthetic and Restorative Dentistry		Faculty Favorites	36
Article Dr. Didier Dietschi Direct bonding in the smile frame: Merging new technologies and human touch for the best	08	Clinical Masters™ Program in Endodontics	
JOIN THE CLINICAL MASTERS™ NETWORK	14	Profile Micro-Endodontics Training Center Florence, Italy	38
THE CLINICAL MASTERS™ NETWORK	16	INTERVIEW Dr. Arnaldo Castellucci	40
Clinical Masters™ Program in Modern Concepts in Restorative Dentistry		INTERVIEW Dr. Gianluca Plotino	42
Profile FRADEANI EDUCATION AT THE ACE INSTITUTE Pesaro, Italy	18	Program The endodontic bucket list: What you really need to reach excellence in endodontics	44
Program Fradeani Education Modern Concepts in Restorative Dentistry Minimally Invasive Prosthetic Procedures in prosthetic rehabilitation (MIPPs)	20	CLINICAL MASTERS™ TESTIMONIALS	46
Clinical Masters™ Program in Advanced Implant Esthetics		Article Dr. Gilberto Debelian & Dr. Martin Trope The use of pre-mixed bioceramic materials in endodontics	48
Profile STEIGMANN INSTITUTE Heidelberg, Germany	24	Program Endo INN, Endodontic Training Center	56
Program STEIGMANN INSTITUTE Worldwide programs offered by the Steigmann Institute	26	Profile FORAMEN DENTAL EDUCATION Porto, Portugal	58
INTERVIEW Dr. Giovanna Perrotti	28	Article Dr. Hugo Sousa Dias et al. Guided endodontic access of calcified anterior teeth: A clinical case report	60
Program LAKE COMO INSTITUTE Full immersion Training – One week that will transform your practice	30	Program FORAMEN DENTAL EDUCATION SideBYSide: Customized, one-on-one endodontic programs	68
		Industry news	70
		REGISTRATION FORM	72
		IMPRINT about the publisher	74



Expand your expertise in digital dentistry

Comprehensive 3D courses

CBCT imaging has become the new standard of care in dentistry. NIDE's 3D courses provide participants with the skills and knowledge needed to fully utilize the potential of three-dimensional imaging and diagnostics.

Cutting edge CAD/CAM courses

Make the most of your CAD/CAM investment by taking part in NIDE's continuing education. We offer a comprehensive selection of in-depth courses for users of all levels.

Other dentistry courses

We also offer courses on implantology as well as aesthetic, restorative and adhesive dentistry. Find your favorite course from our varied selection!

Upcoming courses

- Fundamentals of CAD/CAM** Helsinki | 8-9 April 2019 | 13 CE credits
- 3D Imaging and diagnostics** Helsinki | 13-14 May 2019 | 13 CE credits
- Advanced 3D diagnostics** Helsinki | 15-17 May 2019 | 16 CE credits

www.nordicdented.com



Nordic Institute of Dental Education is an ADA CERP Recognized Provider. ADA CERP is a service of the American Dental Association to assist dental professionals in identifying quality providers of continuing dental education. ADA CERP does not approve or endorse individual courses or instructors, nor does it imply acceptance of credit hours by boards of dentistry.



TRIBUNE CME

Global knowledge, delivered by world-class faculty in prime locations

The concept of the Tribune CME (continuing medical education) programs is based on a blended learning approach. Tribune CME's mission is to deliver comprehensive, advanced hands-on training in leading edge dentistry on a global scale through:

- Intensive face-to-face clinical educational sessions and practical training, conducted at specialized state-of-the-art training facilities of prominent faculty members, in locations across the world.
- Extensive self-study opportunities via a sophisticated e-learning platform, as well as ongoing support, live mentoring sessions with experts and peers via our webinars, premium online video training on demand and the opportunity to collaborate with peers and the Tribune CME faculty.

The result is an unmatched opportunity for dentists to achieve their most ambitious goals for professional development and their practice's success.

Programs are offered in:

Esthetic and Restorative Dentistry
Advanced Implants Esthetics
Endodontics
Modern Concepts in Restorative Dentistry

Upon successful completion, participants receive a Tribune CME certificate, which is also endorsed by the educational institutions associated with Tribune CME.

Personal branding opportunities: Tribune CME graduates may make use of the Clinical Masters™ Program logo to promote themselves and their practice both online

and in print. Further learning and personal branding opportunities for Tribune CME graduates are available through the Clinical Masters™ Network. Tribune CME programs are recognized by the American Dental Association (ADA) and provide ADA CERP credits. ADA CERP is a service offered by the ADA to assist dental professionals in identifying quality providers of continuing dental education.

“Tribune CME’s mission is to deliver comprehensive, advanced hands-on training in leading edge dentistry on a global scale”



FIND US ON FACEBOOK!

www.facebook.com/TribuneCME

CERTIFICATE OF PARTICIPATION

CLINICAL MASTERS™ IN ESTHETIC AND RESTORATIVE DENTISTRY

This is to certify that **Dr. Konstantinos Stertsios** has successfully passed the theoretical and practical examination of the Clinical Masters™ Program in Esthetic and Restorative Dentistry, pursuant to the quality criteria of the American Dental Association ADA, Arthur A. Dugoni School of Dentistry and Tribune CME.

100 CE Credits

Authenticity number:
www.TribuneCME.com/id/30/191839



Dr. Domenico Massironi

Dr. Stavros Pelekanos

Dr. Michalis Diomataris

Instructors

Dr. Panos Bazos

Nondas Vlachopoulos

Dr. Didier Dietschi



Tribune Group
16 West 23rd Street, Ste 500
New York, NY 10011 USA



Scan the QR code!
Join our Facebook page
and engage with the
Tribune CME community



Fig. 1e



Figs. 1a & b

Figs. 1c & d

Direct bonding in the smile frame:

Merging new technologies and human touch for the best



Dr. Didier Dietschi, Switzerland

Dr. Didier Dietschi received his DDM in 1984, his MD in 1989, his PhD in 2003 and his habilitation qualification (post-doctoral) in 2004, all from the University of Geneva, Switzerland. He is currently a senior lecturer at the university and an associate professor at Case Western Reserve University in Cleveland, Ohio, U.S. Dr. Dietschi is in charge of anterior adhesive restorations and periodontal and implant surgery at the Geneva Smile Center.

Introduction

Restorative dentistry has entered a phase of deep conceptual rupture, demarcating two camps, the traditional one, pursuing the convention of human-conceived and -fabricated restorations, and the modern one, celebrating new technologies in all aspects and steps of a restorative treatment and limiting tremendously the manual contribution of the dentist. However, even the most enthusiastic, modern professionals recognize that no technology can equate to the excellence and perfection of a powerful brain and agile

hands acting in synergy, while the most conservative ones also admit that digital dentistry has the potential to elevate the level of mass dentistry. What is the most reasonable attitude? Probably a position in between the extremes. Freehand direct bonding can then be looked at from different perspectives as well: it will soon be abandoned and replaced by either CAD/CAM and 3-D printed restorations, or on the contrary, even further developed, using some new digital technologies to improve its outcome and practicality, fueled worldwide by a slowing economy and the quest for an ultraconservative treatment approach. The latter vision is from far the most realistic one, as many restorations cannot be approached simply by new technologies owing to the limits of the cavity or restorative geometries and the irrational complexity, preparation imperatives or technology immaturity of CAD/CAM and 3-D printing systems if applied unrestrictedly. This report aims then to discuss and illustrate current and future indications and application protocols of direct bonding, as a way to bridge classical and modern dentistry.

Overall considerations and indications for direct bonding

The use of composite is likely to continue, probably even develop, in the forthcoming decade. Actually, no foreseen new technology seems able to allow soon the intraoral fabrication of highly esthetic and strong restorations in a simple, efficient and cost-effective way. In the case of extraoral fabrication, tapered cavities or at least different cavity designs are required, generating as well undesired complications and costs. Keeping this in mind, direct composite application has unique advantages in the following precise indications (**Figs. 1a–e**):^{1,2} – Class III–V restorations;

- form corrections (tooth shape; proportions and dimensions);
- esthetic enhancements in young patients;
- diastema and black triangle closure;
- veneering of anterior and lateral teeth (if limited discoloration);
- interceptive approach to tooth wear.

The advantages of a direct approach are multifold, including tissue conservation, use in young patients (aiming for treatment reversibility), reduced execution time and lower cost (as opposed to indirect or CAD/CAM restorations), providing also satisfactory longevity.^{3, 4} Conversely, some limits exist, related to the practitioner's experience, composite shading and layering concept (some systems are still overcomplicated and unreliable in terms of esthetic/shade outcome) and application of detailed protocols, although the last point or shortcoming is truly a relative one. The use of direct techniques has only few limits in terms of extent, namely nonvital teeth or very large carious lesions, for which crowns or extended bonded porcelain restorations are usually preferred. Likely in-between indications for direct or indirect solutions – some cases lie within a gray zone – are resolved mainly according to the operator's preference rather than any other strong rationale (**Figs. 2a–s**).

“An optimal result in terms of esthetic integration is feasible today, although it will rarely be achieved without proper material choice and an appropriate layering approach and application, which are largely product-specific”