

ENDO TRIBUNE

Interview: "Dentists therefore have a key role in connecting manufacturers with patients"

Insertion A

LAB TRIBUNE

How 3D printing increases value for your patients

Insertion B

IMPLANT TRIBUNE

NUVO ConicalFIT is now available in all theaters!

Insertion C

ORTHO TRIBUNE

Align Technology showcases Invisalign moderate package at...

Insertion D

HYGIENE TRIBUNE

Novel adhesive patch helps treat oral lichen planus and...

Insertion E

A night to remember – the CAPP Alumni Post-graduate Gala Dinner

By Dental Tribune MEA

On the evening of 27 of February 2023, over 200 dental professionals, graduates of the CAPP Post-graduate programmes over the years gathered at the Grand Plaza Mövenpick Hotel, Media City, Dubai to honour their achievements and renew old ties.

The Alumni Gala Dinner, organized by the CAPP and sponsored by Curaprox, featured a cocktail reception, a gourmet dinner, and

awards ceremony. The atmosphere was lively and electric, with the buzz of excitement growing as the night progressed. The event was attended by faculty leads, instructors, past delegates, the dental industry, sponsors and friends.

As the clock struck 8:15 PM, guests were ushered into the ballroom, where they were welcomed by Dr Dobrina Mollova – Founder and CEO of CAPP, Prof. Paul Tipton

► Page 02



AD

#whdentalwerk
f @ in v
video.wh.com

Now at
your dealer
or **wh.com**

The breakthrough in oral surgery

Piezo surgery for Implantmed - now as a simple add-on.

The new Piezomed module.

W&H presents the game changer in piezo surgery. As a simple add-on solution, the Piezomed module can now be used in conjunction with Implantmed Plus. W&H is breaking new ground in surgical applications. This ingenious modular system combines expertise from different areas.



piezomed
module

◀ Page 01

– President of the British Academy of Restorative Dentistry (BARD), and Petar Mollov – Director of CAPP. They all delivered a heartfelt speech, thanking everyone and highlighting the impact of their work on the community. After that Dr Tracy Boghossian delivered a short lecture about oral care and the benefits of it – sponsored and supported by Curaprox.

Dr Mira Plazinic, who was one of the past delegates of the CAPP Post-graduate programmes won a complimentary trip to Switzerland supported by Curaprox. Dr Mira won the competition which was about providing best oral care patient advice.

As the night ended, guests left with hearts full of joy and memories to cherish. The Alumni Gala Dinner had been a resounding success, creating a sense of community and shared purpose among all those who attended. The event showcased the power of bringing people together, and demonstrated the importance of supporting organizations that work towards creating a better patient care.

CAPP has announced that in the near future that event will repeat again.



Graduates of the CAPP Post-graduate programmes. (Photo: CAPP Events & Training)



Dr Dobrina Mollova – Founder and CEO of CAPP, Prof. Paul Tipton – President of the British Academy of Restorative Dentistry (BARD).
(All photos: CAPP Events & Training)



Graduates of the CAPP Post-graduate programmes.



Graduates of the CAPP Post-graduate programmes.



Graduates of the CAPP Post-graduate programmes.



Dr Mira Plazinic won a complimentary trip to Switzerland supported by Curaprox.



The Curaprox team, supporter of the event is joined by Dr Tracy Boghossian and Dr Marc Nehme from New Al Farwaniya.



Lecture of Dr Tracy Boghossian.



Prof. Paul Tipton – President of the British Academy of Restorative Dentistry (BARD).

IMPRINT INTERNATIONAL HEADQUARTERS

PUBLISHER AND CHIEF EXECUTIVE OFFICER:
Torsten OEMUS

CHIEF CONTENT OFFICER:
Claudia Duschek

Dental Tribune International GmbH
Holbeinstr. 29, 04229 Leipzig, Germany
Tel.: +49 341 4847 4302
Fax: +49 341 4847 4173
General requests: info@dental-tribune.com
Sales requests:
mediasales@dental-tribune.com
www.dental-tribune.com

Material from Dental Tribune International GmbH that has been reprinted or translated and reprinted in this issue is copyrighted by Dental Tribune International GmbH. Such material must be published with the per-

mission of Dental Tribune International GmbH. *Dental Tribune* is a trademark of Dental Tribune International GmbH.

All rights reserved. © 2023 Dental Tribune International GmbH. Reproduction in any manner in any language, in whole or in part, without the prior written permission of Dental Tribune International GmbH is expressly prohibited.

Dental Tribune International GmbH makes every effort to report clinical information and manufacturers' product news accurately but cannot assume respon-

sibility for the validity of product claims or for typographical errors. The publisher also does not assume responsibility for product names, claims or statements made by advertisers. Opinions expressed by authors are their own and may not reflect those of Dental Tribune International GmbH


dti Dental
Tribune
International

MEA PUBLISHER:
Dr. Dobrina MOLLOVA

SALES:
Tzvetan DEYANOV
Petar MOLLOV

DENTAL TRIBUNE MEA
Onyx Tower 2, Office P204, Dubai, UAE
Mob.: +971 55 112 8581
www.dental-tribune.com
General requests:
dtmea@dental-tribune.me

LOOKING FOR THE HIGHEST QUALITY PRODUCTS AT THE LOWEST PRICES? YOU FOUND THEM!



Ultimate EM420

- Plug and play micromotor, easy to install
- Connects to your chair's air supply
- Cost-efficient conversion to electric
- Perfect for speed increasing handpieces
- Internal spray and LED



Ultimate BA250LT

- 1:5 red band contra-angle
- Anti-retraction valve
- Less aerosol generation
- Ceramic bearings
- Fibre-optics and quadruple spray
- Titanium body with PVD coating

2 YEAR
WARRANTY

Made in Germany



Optima E+ BAE380R

- Brushless endo motor with inbuilt apex locator
- 6:1, 360° rotatable contra-angle head.
- Presets for many file types incl. EdgeEndo.
- Small head diameter (8mm) and height (9.7mm): more visibility during operation
- Speed range: 100-2500rpm
- Torque range: 0.4Ncm-5.0Ncm



Ultimate BA695L

- Anti-retraction valve.
- Hygienic head
- Fibre-optic and quadruple spray
- PVD coating
- Quick stop function
- Fittings available for most common coupling types on the market

2 YEAR
WARRANTY

Made in Germany



For further information, contact your local dealer or visit
bainternational.com

Academic review of CAD/CAM applications within dentistry

By Dental Tribune International

SAWANGI, India: One thing is certain: technology is always changing. Whether a dental clinician is experienced in CAD/CAM or is a novice in digital dentistry, it is important to stay abreast of new developments. To help dental practitioners navigate the myriad of ever-evolving terms developed to describe CAD/CAM, including 3D printing, within dentistry, researchers at the Department of Oral Medicine and Radiology at the Datta Meghe Institute of Higher Education and Research in the Indian state of Maharashtra have released a helpful reference guide.

Understanding innovation within CAD/CAM is only possible with an overview of the fundamentals. This is particularly relevant because the majority of currently practising clinicians did not receive any formal education on CAD/CAM, 3D printing, materials science or engineering, all of which are now fundamental areas of knowledge in the practice of dentistry.

The authors ease clinicians into the technologies with an overview of the three broader approaches to



Though daunting from the outside, it is not difficult to learn the basics of CAD/CAM applications for dentistry, and with these technologies, clinicians can advance the care they provide and grow their practices. (Image: FOTOGRIN/Shutterstock)

CAD/CAM. Direct CAD/CAM enables restoration in a single visit, and all processing stages occur on-site. For semi-direct CAD/CAM, a least one step has to be performed exter-

nally. The practitioner obtains the data for the CAD, CAD is performed either in-house or by an outside laboratory, and the requisite prosthesis is manufactured externally. In indi-

rect CAD/CAM, the clinician creates a physical impression that is sent to an external production facility, leaving no stage of design or production in-house.

There are possibilities for application in all dental specialties, including restorative dentistry, prosthodontics, oral surgery and orthodontics. For example, CAD/CAM can be used for the design and fabrication of inlays; onlays; prostheses; prosthetic bases, frameworks and bars; veneers; surgical guides; indirect bonding trays; and models for various uses, including for fabrication of clear aligners. In fact, there are increasingly fewer procedures that cannot be carried out with the aid of some form of digital technology.

The benefits of choosing to learn more about and invest in CAD/CAM processes are significant, according to the researchers. Aside from increased profitability and productivity, a clinician has access to a much broader range of treatment options, improving the patient experience and saving chair time. Additionally, for patients, involving them in their treatment through computer-generated visualisations of their treatment plan and envisaged outcome—as opposed to being passive recipients of treatment—boosts treatment acceptance.

The reference guide, titled “Application of CAD/CAM technology in dentistry”, was published in the October 2022 issue of the *Journal of Research in Medical and Dental Science*.

Piezoelectric levers for third molar extraction

By Mectron S.P.A.

Mectron now introduces the first piezoelectric lever to facilitate the luxation manoeuvre and sometimes even third molar root extraction, especially when ankylosed.

This occurs when the manual force the operator exerts on the handpiece is added to the hammering action (typical of the Mectron PIEZOSURGERY) which propagates from the lever into the deep periodontium.

Additionally, proper use of the piezoelectric lever can significantly reduce operating time.

The efficiency of these levers was evaluated in a randomised, controlled study, comparing them

to manual levers, where they showed the following benefits:

- better visibility
- maximum intraoperative control
- faster third molar extraction

For more info, contact:
MECTRON S.P.A.
Via Loreto, 16/A
16042 Carasco (GE), Italy
Tel. +30 0185 35361
mectron@mectron.com
www.mectron.com



CAD/CAM Digital Oral Facial Aesthetics 36th Dental ConfEx

CAPP
Dubai
27-28 Oct
2023

KEYNOTE SPEAKER
DR GALİP GÜREL

KEYNOTE SPEAKER
DR MAURO FRADEANI

JOIN US IN MADINAT JUMEIRAH ARENA & CONFERENCE CENTRE

Pediatric Dentistry Symposium (PDS)



CAD/CAM Digital
Oral Facial Aesthetics
36th Dental ConfEx

CAPP
Dubai
27-28 Oct
2023

Digital Orthodontics Symposium (DOS)



CAD/CAM Digital
Oral Facial Aesthetics
36th Dental ConfEx

CAPP
Dubai
27-28 Oct
2023

Dental Hygienist Seminar (DHS)



CAD/CAM Digital
Oral Facial Aesthetics
36th Dental ConfEx

CAPP
Dubai
27-28 Oct
2023

Dental Technician Int'l Meeting (DTIM)



CAD/CAM Digital
Oral Facial Aesthetics
36th Dental ConfEx

CAPP
Dubai
27-28 Oct
2023

Exhibition



CAD/CAM Digital
Oral Facial Aesthetics
36th Dental ConfEx

CAPP
Dubai
27-28 Oct
2023

Hands-on Courses



CAD/CAM Digital
Oral Facial Aesthetics
36th Dental ConfEx

CAPP
Dubai
27-28 Oct
2023

Round Table Trainings



CAD/CAM Digital
Oral Facial Aesthetics
36th Dental ConfEx

CAPP
Dubai
27-28 Oct
2023

Free CME sessions



CAD/CAM Digital
Oral Facial Aesthetics
36th Dental ConfEx

CAPP
Dubai
27-28 Oct
2023

Poster Presentations



CAD/CAM Digital
Oral Facial Aesthetics
36th Dental ConfEx

CAPP
Dubai
27-28 Oct
2023

Registration ➡ www.cappmea.com/confex

Tel./WhatsApp: +971 50 279 3711 | Email: events@cappmea.com

Introducing Dentaverse, a virtual reality platform that is changing the future of dentistry

By Jeremy Booth, Dental Tribune International

On 1 December last year, dental professionals from around the world gathered for the launch of a new, virtual reality (VR) environment called Dentaverse. Based on Web3 technologies, Dentaverse aims to create a meeting point for the global community of dentists, dental students and dental industry professionals. According to its founder and CEO, Martin Ravets, the platform has the potential to bridge the gap between physical and virtual oral care and to overcome the barriers of time and distance in order to create a truly inclusive international dental community.

Dental Tribune International (DTI) spoke with Ravets just hours before the launch using video call technology that connected DTI's editorial office in Leipzig in Germany with Dentaverse's headquarters in Brussels in Belgium. Popularised during the SARS-CoV-2 pandemic, streaming and video call platforms can only take connectivity to a certain point. Commenting on the immersive experience that Dentaverse offers—including through the use of



Fig. 1: Martin Ravets, founder and CEO of Dentaverse. Fig. 2: Dentaverse is a virtual environment where users can interact with one another, attend and host events and even present and learn about dental treatments and products. (All images: © Dentaverse)



VR headsets—Ravets said: “If we were meeting there, we would have eye contact and you could see and follow my gestures and body language, and I yours. It would be a completely different type of interaction.”

Let us take a step back and explain exactly what Dentaverse is. Popular community-based web tools—such as Instagram and LinkedIn—underpin the platform, and these are mixed with new Web3 technologies, like blockchain,

metaverse and cryptocurrency payment, in order to create a virtual environment where users can interact with one another, attend and host events, and even present and learn about dental treatments and products.

Ravets says that, although Web3 technologies may not be widely used by dental practices currently, they will quickly become standard working tools. “Right now, it is similar to the late 1980s and the 1990s,” Ravets explained. “We were told that websites would become an essential tool for presenting your practice, to share information. And the same thing happened again around 2010 with social media when we were told that communication and networking would be reinvented. These technologies are now so commonplace that we cannot imagine working without them. It will be the same with technologies like digital assets and blockchain, simply because these technologies really allow people to do a lot of great things.”

The immense potential of virtual interaction

Ravets believes that connecting the global dental community will help to create a better future for dentistry, particularly given the immense potential of virtual interaction in the realms of connectivity and education. He explained: “What it means for dentists, for example, is that they can organise and attend workshops, thereby exchanging knowledge and experiences in real time. Imagine the following scenario: for a certain complex dental procedure, a dentist in Turkey could consult with an expert in South Korea in real time, simulate and practise the procedure, and learn the fine details of a specific technique, receiving feedback and direction from his or her peers.”

More broadly, the technology is well positioned to build a strong international dental community that includes dental students and clinicians and enables networking between the two groups. Ravets asked:

“How exciting would it be for students to get acquainted with their future mentors or colleagues while still in university, to already secure an internship position through connections in the Dentaverse environment? Quite simply, it creates a place to connect, to grow and have fun, and to shape the dental industry of tomorrow together with like-minded individuals.”

Is the future of dental education and events already here? Dental education and gatherings were largely shifted online in 2020 and 2021, owing to travel restrictions and lockdowns. This development increased the acceptance of online tools, and Ravets and his team are thus particularly excited about what Dentaverse could offer in these areas.

Here, solutions are being created in partnership with manufacturers, institutions and event organisers. Ravets explained: “We have a partnership with Saratoga and we have been working together for the past months, looking at how online dental education is today and how it could be improved. In addition to the manual work and physical classes at the university, cameras record what students do on the frasco phantom head, and this is streamed. Student can rewatch these streams, and the use of this technology increased a lot during

the pandemic. Using Dentaverse, a university can really know whether students have attended and listened to a virtual class, and it can allow students to do a lot of virtual test training. It is much more fun for the students and really is a totally different method in which students can connect with each other anytime. That is how we are approaching this, collaborating with the university to take streaming from 2D to a 3D communication tool.”

Developing Dentaverse has been a labour of love for Ravets—a young entrepreneur who feels equally at home in the dental and digital worlds. When it comes to innovation, he says that dentistry is on the cusp of great advancement. He explained: “Usually, growth and innovation in the dental industry occur mostly through the introduction of more ergonomic equipment or better treatment techniques. However, Dentaverse brings a fresh angle to dental collaboration and adds new tools for spreading dental education and creating an inclusive international community. Digital solutions bridge the gap between physical care and virtual care, enabling healthcare providers and educators to overcome the barriers of time and distance. For this reason, I consider Dentaverse to be an important milestone in the future of dentistry.”



Fig. 3: Dentaverse Lounge Club booth at Dentex Dentalia 2022 in Brussels, Belgium. Fig. 4: Dentaverse Membership 4K Club NFT 3D animation, available on OpenSea (www.opensea.io/collection/dentaverse) and Dentaverse (www.dentaverse.io).



Fig. 5: First world VR dental hybrid event on 1 December 2022 between Dentaverse headquarters and the virtual platform.

TOOTH ISOLATION

HySolate Dental Dam


NEW

BLACK EDITION

A
clever
move



- Pre-printed to reduce the working steps
- Black colour for ultimate contrast
- Less hypersensitivity – low protein and powder free latex dam



COLTENE


CAPP and HuFriedyGroup collaborate to help dentists deliver the best care to patients

By CAPP Events & Training

An American Dental Association Continuing Education Recognition Program recognised provider, the Centre for Advanced Professional Practices (CAPP) delivers excellence in continuing dental education at its training institute in Dubai, as well as online. It is one of the largest continuing medical education providers in the Middle East.

The CAPP Training Institute can accommodate up to 24 delegates and has world-class facilities equipped with phantom head stations, microscopes, high- and low-speed handpieces supported by water and air compressors, and the latest TV and audio-visual technologies.

Since 2019, it has been partnering with HuFriedyGroup to provide the optimal instrument solutions for its hands-on training courses and post-graduate programmes, establishing a long-lasting and satisfying relationship for all parties involved and, most important, for trainees, who can improve their skills and learn new techniques with top-class instrumentation. In this manner, in 3 years, 21,600 dental professionals



Delegate using the implant dentistry kit from *HuFriedyGroup* (Photo: CAPP Events & Training)



have gained experience by using HuFriedyGroup instrument kits, giving them confidence in treatment to achieve a predictable aesthetic and functional result in endodontic, restorative and implant dentistry.

Each kit includes all the necessary instruments by procedure, allowing practitioners to realize the entire clinical technique from beginning to end, thus facilitating its organization before, during and after the dental treatment. This concept gets its best results when applied to dental clinics and offices: each procedure has its specific kit, with everything the dentist needs in one single place and arriving altogether to the chairside.

For example, the endodontic kit used in CAPP Training Institute consists of all instruments needed for endodontic surgical and non-surgical retreatments: an excavator, a general multi-purpose apical explorer, a retro-filling instrument, a periosteal elevator and a tissue pliers. This kit is broadly used during the CAPP's "Clinical Endodontics PG Diploma" programme. In May 2023, participants will be using the kit in Prof James Prichard's two-day hands-on course "Enhance your expertise in endo—the 3Dimensional revolution" as well as the "Primary treatment and retreatment in endodontics: the smooth access to the apex" course with Dr Marc Kalloustian.

The restorative dentistry kit allows trainees to practice on every kind of composite restorations, from anteriors to posteriors, and is used in all courses and post-graduate programmes related to prosthodontics, restorative dentistry, and aesthetic dentistry. The programme "Restorative & Aesthetic PG Diploma" is where the kit is used throughout the entire course.

Finally, the extensive implant dentistry kit features in CAPP's implant and surgical courses, including those covering periodontics, extraction and

management of impacted teeth. It consists of a series of surgical and diagnostic instruments that allows trainees to improve their abilities on suturing, socket debridement, extractions, and soft-tissue management.

In June, participants will be using the kit in Dr Maurizio Martini's one-day hands-on courses "Extractions and suturing techniques. Tips and tricks in the daily dental practice" and "Impacted wisdom teeth: A-Z management and easy extraction technique".

To experience the HuFriedyGroup instruments for themselves, readers can find a list of courses in which to enrol at www.cappmea.com/events.

Follow us on

[f](#) @HuFriedyGroupMiddleEast
[i](#) @HuFriedyGroupEurope
[in](#) @HuFriedyGroup Europe

Hu-Friedy Mfg. Co., LLC.
 European Headquarters
 Astropark - Lyoner Str. 9
 60528 Frankfurt am Main, Germany
 Tel.: +49 (0)69 24753640
 Fax: +49 (0)69 25577015
 Free Call: 0080048374339

For more information, visit www.hufriedygroup.eu

EXCELLENCE IN IMMEDIACY

Straumann® BLX

Confidence beyond Immediacy.



DYNAMIC BONE MANAGEMENT

Makes immediate protocols achievable and predictable in all bone types.



ESTHETIC EASE CONCEPT

One connection and under-contoured prosthetics to deliver esthetics with ease.



REAL CONFIDENCE

Straumann solutions you can depend on and that are predictable in all clinical situations.

BLX unifies groundbreaking functional design with our high-performance Roxolid® material and the clinically proven SLActive® surface to provide you with confidence for all clinical situations. Innovations like the VeloDrill™ system, Dynamic Bone Management and Esthetic Ease Concept are designed to significantly improve surgical and restorative workflows.

Contact your local Straumann representative or visit: www.confidence-in-you.com



A0016/en/A/00 12/18