

IJDS



INTERNATIONAL JOURNAL
of **DENTAL STUDENTS**

Volume 1
Issue 1
Summer 2020

DENTIN SEALING

IDS vs DDS. A Student-Friendly Summary

PIAR

Posterior Indirect Adhesive Restorations

SARS-COV-2

Can Saliva Detect it?
A Literature Review

BONDING TO ZIRCONIA

Do I Need to Etch?

BOPT:

Biologically Oriented
Preparation Technique.
How is it done?



IN THIS JOURNAL

Acknowledgments
& Editorial Team

03

From the
Editor-In-Chief

05



Dentin Sealing -
IDS vs DDS. A
Student-Friendly
Summary

09



BOPT:
Biologically
Oriented
Preparation
Technique

21



PIAR: Posterior
Indirect Adhesive
Restorations

67



Can Saliva
Sars-Cov-2
Literature

8



Latinos Fotis
dental photography

QUINTESSENCE PUBLISHING

Bonding to
Zirconia: Do I
Need to Etch?

101

Charcoal-Based
Toothpaste: Does
it Really Work?

111

Endocrown vs.
Post-Retained
Restorations

115

Regenerative
Endodontics:
When and How?

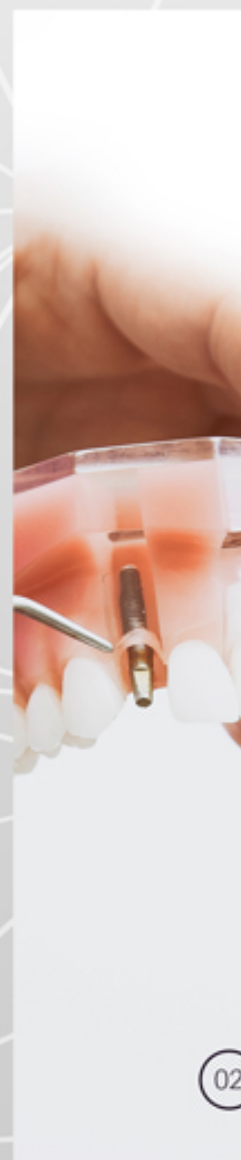
119

Short vs. Long
Implants

123

va Detect
-2: A
e Review

9




ACKNOWLEDGMENTS

The Standing Committee on Research and Education (SCORE) gratefully acknowledges the efforts of the designer, the contributing authors and the reviewers of the summary articles in this journal.



We thank Dr. David Starr Alleman (a pioneer in the development of noninvasive dental procedures in the USA) for reviewing the article titled “IDS vs DDS”.

 [david_alleman / davey_alleman_dmd](#)
 www.drdauidalleman.com





We thank Dr. Stefano Conti (an Implantology teacher at the University of Parma and an international speaker from Italy) for reviewing the article titled “Biologically Oriented Preparation Technique (BOPT)” and for providing his expertise to fully understand the concept of vertical preparations and related high-quality imagery .

 [Stefano Conti](#)



We thank Dr. Federico Ferraris (Founder of ADHETHETICS and an international speaker from Italy) for reviewing a summary of his article titled “PIAR - Posterior Indirect Adhesive Restorations” and for his assistance in providing related high-quality imagery.

 [federicoferraris](#)
 [Federico Ferraris](#)
 www.federicoferraris.com



We acknowledge the generous grant of Dr. Fotis Latinos from Greece which made it possible to design the cover and the indexes of this journal (front and back cover pictures credentials).

 [dr.fotis_latinos](#)
 [Fotis Latinos](#)
 www.fotislatinos.gr

We thank Mrs. Sonia Piskorowska (from Quintessence Publishing in Germany) for providing us with high-quality imagery related to the PIAR article.

EDITORIAL TEAM



HUTHAIFA ABDUL QADER, DDS
Hacettepe University, Turkey

IADS International Scientific Officer 2019/2020
Editor-in-chief
Contributing Author



OUIZA BELKADI, BDS
University of Sharjah, UAE

Graphic Designer
Contributing Author



SILVI DOMNORI, DDS
Hacettepe University, Turkey

Proofreader
Contributing Author



JANA ALALAMI, 5TH YEAR
Near East University, Northern Cyprus

Proofreader
Contributing Author



MARIANA MORGADO, DDS, MSc
Egas Moniz Higher Education School, Portugal

Contributing Author



SAMIN SIROUS, 5TH YEAR
Islamic Azad University of Isfahan, Iran

Contributing Author

FROM THE
**EDITOR-
IN-CHIEF**

HUTHAIFA ABDUL QADER, DDS

| IADS INTERNATIONAL SCIENTIFIC OFFICER 2019/2020

It is with profound pleasure, humility and anticipation that we celebrate the launch of International Journal of Dental Students (IJDS) with this inaugural issue. On behalf of the Standing Committee On Research and Education (SCORE), I would like to extend a very warm welcome to the readership of IJDS. I take this opportunity to thank our designer, editorial team and reviewers, all of whom have volunteered to contribute to the success of the journal.

International Journal of Dental Students (IJDS) is primarily focused on shedding light upon the highest quality current clinical treatments, techniques, clinical cases, and research in dentistry. We endeavor to do this by modernizing up-to-date techniques and controversial topics in clinical application

and research accompanied by high-quality comprehensive clinical imagery to enhance students' apperception in a prepossessing pattern not restricted to the old-fashioned monotonous outlook of the original long papers. **The ingenuity of this journal** is showcased by its depiction of how the art and science can work together to produce innovative articulatory.

IJDS is dedicated to pushing on the boundaries of educational opportunities and encouraging students to read outside of their universities' syllabus thus **servicing as a student-friendly** and inviting forum for creative exchange of undogmatic knowledge and useful information. The commitment to the dissemination of contemporary techniques and procedures will eventually lead to overriding the slow-witted doctrinaire system taught in most dental schools worldwide. Hence this will inspire the new generation to circumvent this global scheme and will facilitate their embracement of new methodologies based on the foundation of evidence-based protocols combined with sound clinical judgement.

I am strongly convinced that this initiative will provide well-researched articles on promising developments and science-driven tutorials on up-and-coming technological breakthroughs conforming to the editorial standards expected by the scientific community. For the time being, we have managed to get one complete section reviewed and verified by respected dental experts, therefore our priority objective is instituting the formation of an **"Executive Editorial Committee"** that will assist by summarily reviewing all incoming summaries as well as providing continual feedback and collaboration. This committee will consist of outstanding mid-career researchers, each with a reputation for scientific excellence and administrative efficiency. The goal of the committee is to efficiently review the incoming summary articles and give advice on their enumeration and cohesiveness. Such a function is crucial in order to corroborate that all articles are in the correct ballpark of novelty and quality that our journal requires.

IJDS is destined to become the first scopus indexed journal that focuses on **Master's and PhD students' theses and dissertations** thus facilitating publishing any work that receives a high or top priority recommendation. This policy reflects our interest in quickly publishing all manuscripts judged to be the most impactful during the peer review process. In consequence, we will be offering the possibility of publishing our students' manuscripts prior to thesis/dissertation defence or graduation.

IJDS is an official publication of the **International Association of Dental Students (IADS)** which complements and perpetuates the process of education. The learning and exploring of our field has never stopped, thus we will strive to help readers become better researchers and clinicians, so they can advance their excellence in lab research and/or offer their patients the best—and most responsible—treatment possible.

I close this message by inviting everyone to submit their exciting summaries to IJDS. Contributions that can demonstrate near-term practical usefulness and take a multidisciplinary and convergent approach will definitely find a home in IJDS in case they receive a high degree of enthusiasm in the review process. Therefore, we are committed to publishing any work that significantly improves the performance and quality of this journal.

Once again, I welcome you to IJDS. With your support, I see a bright prospect of serving science and the dental student community even better in the future. We can all be proud that our field has active researchers who anonymously provide the most valuable mastery. It speaks volumes to our collegiality and dedication to service.



Latius Fatis
Dental photography

A close-up photograph of a stack of dental teeth, showing their natural color and texture. A yellow highlighter bar is positioned horizontally across the top of the teeth, partially overlapping the text below. The background is dark and out of focus.

SUMMARY

ARTICLES

Index

09. Dentin Sealing: IDS vs DDS. A Student-Friendly Summary

21. BOPT: Biologically Oriented Preparation Technique

67. PIAR: Posterior Indirect Adhesive Restorations