

# IMPLANT TRIBUNE

The World's Dental Implant Newspaper · U.S. Edition

JANUARY 2011

www.implant-tribune.com

VOL. 6, No. 1

## India set to launch domestic implant

*Primary objective is to provide affordable treatment*

By Daniel Zimmermann  
Dental Tribune International

A government-funded low-cost dental implant from India is said to be close to market release. The new tooth replacement developed by Dehli researchers as part of the country's New Millennium Indian Technology Leadership Initiative is supposed to take on the country's high prevalence of edentulism.

According to government statistics, between 12 and 30 percent of Indians older than age 60 are suffering from complete tooth loss.

The project, which is said to have cost almost \$1 million, took five years to complete and is now undergoing human trials.

Previous research on rabbits has shown promising results in regard to strength and susceptibility of the implant, lead researcher Prof. Mahesh Verma from the Maulana Azad Institute of Medical Sciences in New Dehli said.

While final costs for commercial release still need to be calculated, they are expected to be significantly less than other tooth replacements currently available in the market.

"It will be kept affordable as that is the primary objective for this development," Dr. Verma told Dental Tribune Asia Pacific. "It is to serve the Indian masses."

Most dental implants placed in India are imported from overseas and, therefore, only affordable to a small part of the population.

Imports are estimated to cost between \$550 and \$650 while the national average monthly income has only tipped \$65 in 2009, according to figures of the Central Statistical Organization.

Verma estimates that 60,000 to 70,000 implants are placed by dentists in India each year, which falls short compared to its neighbor China. The country is also competing with other countries in the increasing medical and dental tourism market. ■

## Implants abroad



*Italy will be the site this spring of SENAME's eighth International Implant Conference and ICOI Italy and Europe second International Conference. (Photo/stock.xchng)*

### *ICOI affiliate societies start 2011 with meetings in Spain and Italy*

By Craig Johnson, ICOI Executive Director

The ICOI and two of its affiliate societies will be holding implant symposia to start the new year.

#### **Spain**

The Spanish College of Oral Implantologists, SCOI, will hold its first National Symposium in historic Granada, Spain, March 31–April 2. The symposium will be held at the Granada Exposition and Convention Center.

Following a successful regional meeting in Madrid in 2009, the SCOI is optimistic about this upcoming symposium and the

attendance the following faculty will bring to the event.

The international speakers list includes Drs. Tord Berglundh, Inigo Casares, Ugo Covani, Cosme Gay, William Ginnobile, Oscar Gonzalez, Niklaus Lang, Paul Levi, Ernest Mallat, Ernesto Montanes, Myron Nevins, Alvaro Ordonez, Pedro Pena, Adriano Piatelli, Carlo Prati, David Troncoso, Hector Rios, Mario Rodriguez, Maria Angeles Sanchez, Mariano Sanz, Marius Steigmann, Tulio Valcania and Hom-Lay Wang.

Topics to be covered in the symposium are: new tendencies in implant prosthesis; update on

biomaterials; periimplantitis management; esthetics in implantology; stem cells for bone regeneration; maintenance in implantology; socket preservation; and soft-tissue management

The symposium will also feature courses for laboratory technicians and hygienists.

SCOI President Dr. Pablo Galindo and SCOI Vice President Dr. Ildefonso Moreno look forward to welcoming all delegates to this educational symposium and to sharing in the typical Spanish hospitality that his meeting in Granada will offer.

→ **IT** page 10B

## First-ever international conference on dental and craniofacial stem cells planned for 2011

Columbia University's College of Dental Medicine recently announced that it will host the First International Conference on Dental and Craniofacial Stem Cells (ICDCSC) to take place on April 27–29. This will be the first ever assembly of the world's most prominent scientists in the field of dental and craniofacial stem cells.

More than 500 internationally renowned scientists and leaders in the field will come together to encourage cross-disciplinary alliance and foster a collegial atmosphere to catalyze the advancement of dental and craniofacial stem cell research. The conference will be

led by Dr. Jeremy Mao of Columbia University, Dr. Darwin Prockop of Texas A&M Medical Center, and Dr. Pamela Robey and Dr. Nadya Lumelsky of the NIDCR.

"The discovery of stem cells derived from dental pulp has generated enormous enthusiasm and momentum for stem cell research as these stem cells can be harvested noninvasively and have great plasticity and efficacy," Mao said. "We are very excited to bring together the leading scientists and researchers from around the world to share and further their knowledge on dental and craniofacial stem cells to propel breakthroughs in stem cell research

and forever change medicine."

Current studies show that dental stem cells are on the verge of drastically changing treatments that run the gamut from dental implants to reconstructive surgery, as researchers have been able to re-grow both teeth and jawbone.

Moreover, dental stem cells demonstrate tremendous promise in advancing the field of regenerative medicine, which continues to make important strides in addressing degenerative diseases and organ re-growth.

To register for the conference, go to [www.dental.columbia.edu/ICDCSC/](http://www.dental.columbia.edu/ICDCSC/) or e-mail [mce2123@columbia.edu](mailto:mce2123@columbia.edu). ■

# Osteogenics expands Global Bone Grafting Symposium with hands-on workshops

New in 2011, Osteogenics Global Bone Grafting Symposium will offer pre-symposium hands-on workshops on Thursday, March 31. Individual workshops will be led by Dr. Suzanne Caudry, Dr. Dan Cullum and Dr. Sascha Jovanovic.

Clinicians will have the option to choose one of three workshops, which will take place on Thursday, March 31, from 1–5 p.m., followed by the main symposium on April 1–2. Each hands-on workshop will have limited attendance to ensure an intimate learning environment. Additionally, each workshop will include all the instrumentation, equipment, biomaterials, models and pig jaws or ribs available to allow clinicians to immediately practice the techniques.

Caudry's workshop is titled "Clinical Guidelines and Surgical Techniques for Hard- & Soft-Tissue Grafting in Implant Site Development." A treatment-planning approach will be presented that enables clinicians to select the correct material and surgical technique for a variety of defect types and challenges in implant site development.

Focusing on enhancing bone quality and volume with ridge expansion and sinus floor elevation, Cullum will lead the "Bone Manipulation in Implant Reconstruction" workshop. Application of bone manipulation techniques, including flap designs, soft-tissue augmentation and the prevention of complications, will be discussed and practiced in this hands-on workshop.

Jovanovic's workshop is titled "Optimal Implant Placement & Bone and Soft-Tissue Grafting." In addition to its focus on guided bone regeneration and connective tissue grafting simultaneous to implant placement, his workshop will also include extraction site management and sinus lifts.


Each workshop leader will also lecture at the main symposium. Additional main symposium lecturers include Dr. Craig Misch, Dr. Istvan Urban, Dr. Paulo Coelho, Dr. Tom Wilson, Dr. Barry Bartee and Dr. Paul Fugazzotto will broadcast a live guided bone regeneration surgery from his office.



Comprehensive hands-on workshops provide the opportunity to practice learned techniques. Each workshop utilizes anatomical models and either a pig jaw or cow rib to allow surgical simulation. (Photos/Provided by gIDE)



Each hands-on workshop is \$695 and includes four C.E. credits. Tuition for the main symposium on April 1 and 2 is \$795 and offers 14 C.E. credits. For more informa-

tion, please contact Laura Wood at (888) 796-1923, or visit [www.osteogenics.com/courses](http://www.osteogenics.com/courses). 

(Source: Osteogenics)

**IMPLANT TRIBUNE**  
The World's Newspaper of Implantology · U.S. Edition

**Publisher & Chairman**  
Torsten Oemus  
[t.oemus@dental-tribune.com](mailto:t.oemus@dental-tribune.com)

**Chief Operating Officer**  
Eric Seid  
[e.seid@dental-tribune.com](mailto:e.seid@dental-tribune.com)

**Group Editor & Designer**  
Robin Goodman  
[r.goodman@dental-tribune.com](mailto:r.goodman@dental-tribune.com)

**Editor in Chief**  
Sascha A. Jovanovic, DDS, MS  
[sascha@jovanoviconline.com](mailto:sascha@jovanoviconline.com)

**Managing Editor/Designer  
Implant, Endo & Lab Tribunes**  
Sierra Rendon  
[s.rendon@dental-tribune.com](mailto:s.rendon@dental-tribune.com)

**Managing Editor/Designer  
Ortho Tribune & Show Dailies**  
Kristine Colker  
[k.colker@dental-tribune.com](mailto:k.colker@dental-tribune.com)

**Online Editor**  
Fred Michmershuizen  
[f.michmershuizen@dental-tribune.com](mailto:f.michmershuizen@dental-tribune.com)

**Account Manager**  
Humberto Estrada  
[h.estrada@dental-tribune.com](mailto:h.estrada@dental-tribune.com)

**Marketing Manager**  
Anna Wlodarczyk  
[a.wlodarczyk@dental-tribune.com](mailto:a.wlodarczyk@dental-tribune.com)

**Marketing & Sales Assistant**  
Lorrie Young  
[l.young@dental-tribune.com](mailto:l.young@dental-tribune.com)

**C.E. Manager**  
Julia Wehkamp  
[j.wehkamp@dental-tribune.com](mailto:j.wehkamp@dental-tribune.com)

**International C.E. Sales Manager**  
Christiane Ferret  
[c.ferret@dtstudyclub.com](mailto:c.ferret@dtstudyclub.com)

Dental Tribune America, LLC  
116 W. 23rd St., Suite #500  
New York, NY 10011  
Phone: (212) 244-7181, Fax: (212) 244-7185



Published by  
Dental Tribune America

© 2011 Dental Tribune America.  
All rights reserved.

Dental Tribune makes every effort to report clinical information and manufacturer's product news accurately, but cannot assume responsibility for the validity of product claims, or for typographical errors. The publishers also do not assume responsibility for product names or claims, or statements made by advertisers. Opinions expressed by authors are their own and may not reflect those of Dental Tribune International.

## Editorial Advisory Board

**Dr. Sascha Jovanovic, Editor in Chief**

Dr. Bernard Touati

Dr. Jack T. Krauser

Dr. Andre Saadoun

Dr. Gary Henkel

Dr. Doug Deporter

Dr. Michael Norton

Dr. Ken Serota

Dr. Axel Zoellner

Dr. Glen Liddelow

Dr. Marius Steigmann

**Tell us  
what  
you  
think!**

Do you have general comments or criticism you would like to share? Is there a particular topic you would like to see more articles about? Let us know by e-mailing us at [feedback@dental-tribune.com](mailto:feedback@dental-tribune.com). If you would like to make any change to your subscription (name, address or to opt out) please send us an e-mail at [database@dental-tribune.com](mailto:database@dental-tribune.com) and be sure to include which publication you are referring to. Also, please note that subscription changes can take up to 6 weeks to process.

## IT Corrections

Implant Tribune strives to maintain the utmost accuracy in its news and clinical reports. If you find a factual error or content that requires clarification, please report the details to Managing Editor Sierra Rendon at [s.rendon@dental-tribune.com](mailto:s.rendon@dental-tribune.com).

# GOT BONE?



**WHATEVER YOUR GRAFTING NEEDS ARE, MAKE ACE YOUR COMPLETE DENTAL SOLUTION.**



A Cellular Bone Matrix Retaining Mesenchymal and Osteoprogenitor Cells.



One of the Purest Procured Allografts, for Effective and Predictable Results.



An osteoconductive calcium phosphate based material with a carbonate apatite structure similar to that of human bone.



A natural, porous bone mineral matrix, produced from bovine bone, is physically and chemically comparable to human bone.



Type I Collagen membrane engineered with Zero-Memory, makes conforming to any shape easier, won't adhere to itself.



RCM<sup>6</sup>™ - Defined geometry, *in vivo* stability, permeability, mechanical strength, nonfriable membrane matrix engineered from highly purified Type I Collagen. Resorbable to eliminate second surgery.



Ideal for minor wounds as they protect the oral wound bed. Controls bleeding due to the hemostatic properties of collagen fiber.

Call **1.800.441.3100** or place orders online @ [www.acesurgical.com](http://www.acesurgical.com)

**ACE Surgical Supply Company, Inc.** • 1034 Pearl Street, Brockton, MA 02301

# Join the California Implant Institute

The California Implant Institute was developed in 2001 by Dr. Louie Al-Faraje to provide quality continuing education on the subject of dental implants and related topics using a hands-on approach.

As director, Al-Faraje has trained more than 1,000 clinicians in a hands-on, yearly forum of education in implant dentistry. Al-Faraje holds diplomate status at the American Board of Oral Implantology, fellowship status at the American Academy of Implant Dentistry and fellowship status at the International Congress of Oral Implantologists.

The California Implant Institute offers a one-year comprehensive fel-



(Photos/Provided by the California Implant Institute)

lowship program in implant dentistry. This program is made of four sessions designed to provide dentists with practical information that is immediately useful to them, their staff and their

patients. The four sessions combined offer more than 160 hours of lectures, laboratory sessions and live surgical demonstrations.

The goal of the faculty team, which

is composed of some of the most respected instructors from the United States and around the world, is to provide you with comprehensive knowledge that will enrich your practice and improve your clinical skills so you can confidently perform predictable, prosthetically driven implant dentistry.

AD

**The 2011 pacific northwest dental conference invites you to**

# PLUG IN!

Educate yourself: it's the best way to top the competition

**new this year:**

**Live Demonstrations**  
During this year, the demonstrations in the Exhibit Hall will showcase the hottest advances in digital impression software by (Ivoclar, Liva COS, 3DQ and CEREC), used to acquire digital impressions needed for CAD/CAM fabrication of restorations. Come and learn how restorations created digitally can benefit your practice, patient satisfaction and profitability. This will provide a unique opportunity to compare the systems and learn from expert clinicians while they perform live procedures. This will be an interactive format and attendees are encouraged to ask questions.

**Table Clinics**  
Six postgraduate residents in the Advanced Education in General Dentistry program at Joint Base Lewis-McChord (JBLM), will present table clinics inside the Exhibit Hall. These clinics, a popular way to learn from peers, will debut this year in the Exhibit Hall. Subjects will include cavity detection, irrigation, whitening, and more.

**Expanded Tracks**  
Choosing interesting, dynamic tracks for your team members is important to us. We make it easy for them by developing features, best suited to their position — and we make it easy for you to choose the lectures and workshops you think they should attend.

**register online • [wsda.org/pndc](http://wsda.org/pndc)**

**It's fast, easy & secure. Save money when you register before April 15**  
Early Bird Full Conference Badge Fees: ADA Member Dentist - \$165 \$205 • Staff - \$115  
Continuing/Foreign Dentist - \$205 • Non-ADA Member Dentist - \$1,850  
Attendees buying full conference badges have their choice of more than 30 lectures at no additional cost!

**speakers**

Dr. Joseph Albert  
Ms. Jenny Allen  
Dr. Tobin Bellamy  
Dr. Charles Blair  
Ms. Vavi Bobbat  
Dr. Lee Ann Brody  
Dr. Bobby Butler  
Dr. Steve Carstensen  
Dr. David Chan  
Mr. Art Cole  
Mr. David Cook & Daniel Cook  
Dr. Bruce Cooper  
Dr. Gabriel Dor-Sing  
Dr. Mark Donaldson & Dr. Jason H. Goolschind  
Ms. Melinda Dyches  
Dr. Albert Goerig  
Dr. Robert Gottlieb  
Mr. Scott M. Henderson  
Ms. Niki Henscoe

Dr. Timothy Hess  
Dr. Sally Hewett

Mr. CeCe Homer  
Dr. Joe Harg  
Dr. Ronald Hsu

Ms. Mary Johnson  
Dr. Gregory Kinzer  
Dr. Doug Lambert  
Liberman, Houser, Johnson  
Dr. Samuel Low  
Ms. Barb Jacobucci  
Mr. G. Kent Mangelsart  
Ms. Judy Kay Mausolf

Ms. Joy Mills  
Ms. Jill Moore  
Dr. Uche Odiahu  
Ms. Kary Odiahu  
Dr. Uche Odiahu  
Dr. Roy Padilla  
Perio Institute  
Dr. Alfonso Pinyero  
Ms. Janet Press

Dr. Steve Radcliff  
Ms. Sandy Roth  
Dr. Haon "Rock" Su  
Dr. John Swinsky

Ms. Shari Taskad  
Dr. Chandar Wadhwan  
Ms. Pamela Wood

Dr. Grace Wu

Sleep Apnea  
Ergonomics  
Oral Surgery  
Coding, Productivity  
Implant  
Esthetics  
Sports  
Step-Buster  
Esthetics/Composites  
Basic Life Support, First Aid  
Practice Sales

Digital Impressions  
Restorative  
Pharmacology

Dentrix  
Practice Management  
Peri-implant Tissue  
Photography  
Prosthetics, Impressions  
Infection Control, Inventory  
Control  
Implant Extension  
Adolescent Oral Health  
Dental Assisting (Aigrom  
Impressions)  
Passionate Life  
Implant Dentistry  
Pediatric Behavior  
Management  
Radiography  
Esthetics Treatment Planning  
Composites  
Radiography  
Periodontics  
Social Media  
Asset Protection  
Team Motivation  
Communication  
Insurance, Communication  
Health, Ergonomics  
Oral Systemic Connection  
NSCA - Women's Health  
Health/Fitness  
Sports Dentistry  
Crown Lengthening  
Implants  
Lasers / Dental Hygiene /  
Periodontics  
Esthetics, Occlusion  
Communication  
Implants  
Oral Pathology & Medicine  
Oral & Maxillofacial  
Pathology, Oral Disease  
Management  
Emotional Intelligence  
Implant Restoration  
Periodontics / Dental  
Hygiene, Diabetes Screening,  
Team Motivation  
Endodontics

**Session one topics**  
During the first session of this one-year, comprehensive, hands-on implant training program, the following topics are covered: anatomy, bone physiology, patient evaluation for implant treatment, risk factors, vertical and horizontal spaces of occlusion, bone density, step-by-step implant surgical placement protocols, impression techniques, restorative steps for implant crown and bridge and more.

**Session two topics**  
During session two, computer-guided implant placement and restoration using SimPlant® software, immediate-load techniques for single and full-arch cases, biology of osseointegration, mini implants, bone grafting before, during and after implant placement and pharmacology will be discussed. Implant prosthodontics for fully edentulous patients, high-water design, bar-overdenture, CAD/CAM designs, etc., will highlight the prosthetic portion of this session.

**Session three topics**  
Advanced implant surgical techniques such as alveolar ridge expansion with split cortical technique, guided bone regeneration, sinus lift through the osteotomy site and more are covered in this session. Hands-on pig jaw workshops using regenerative materials are performed by the class, and there are live surgery demonstrations by faculty.

**Session four topics**  
This session will focus on sinus lift through the lateral window, ramus block graft and chin block graft as well as the J-Block grafting procedures. There will also be a focus on PRP and other advanced bone grafting materials, such as rh-BMP2/ACS grafts with titanium mesh. The final graduation examination and certification ceremony will conclude this comprehensive implant training program.

For more information or to register, contact Jennifer Bettencourt at (858) 496-0574 or visit [www.implanteducation.net](http://www.implanteducation.net).

**WSDA PNDC**  
WASHINGTON STATE PACIFIC NORTHWEST  
DENTAL ASSOCIATION DENTAL CONFERENCE

The Pacific Northwest Dental Conference is sponsored by the Washington State Dental Association. Earn up to 14 CDE credits over two days! Call for info: 800-448-3368

**ADA CERP**

**PNDC**  
pacific northwest  
dental conference  
june 16 & 17 · seattle, washington

# OSTEOGENICS 2011 GLOBAL BONE GRAFTING SYMPOSIUM

Westin Kierland Resort & Spa :: Scottsdale, Arizona :: April 1 & 2, 2011



**Paul Fugazzotto**  
DDS

**Suzanne Caudry**  
DDS, PhD,  
MSc

**Barry Bartee**  
DDS, MD

**Thomas Wilson, Jr.**  
DDS

**Daniel Cullum**  
DDS

**Sascha Jovanovic**  
DDS, MS

**Istvan Urban**  
DMD, MD

**Paulo Coelho**  
DDS, PhD

**Craig Misch**  
DDS, MDS

- *GBR Surgery Broadcast LIVE*
- *Interactive Treatment Planning Sessions*
- *Hands-on Workshops*

*Thursday, March 31, 2011*

*Clinical Guidelines and Surgical Techniques for Hard &*

*Soft Tissue Grafting in Implant Site Development, Dr. Suzanne Caudry*

*Bone Manipulation in Implant Reconstruction, Dr. Dan Cullum*

*Optimal Implant Placement & Bone and Soft Tissue Grafting, Dr. Sascha Jovanovic*

**\$795 :: Register by March 1, 2011**

Assistants & office personnel are \$350/person

For more information, call 1.888.796.1923

or visit [www.osteogenics.com/courses](http://www.osteogenics.com/courses)

**OSTEOGENICS**  
CLINICAL EDUCATION

OSTEOGENICS  
BIOMEDICAL

Exactech  
DENTAL BIOLOGICS

WDM  
DENTAL INSTITUTES  
FOR DENTAL EDUCATION

H & H Company

I-CAT

UNIVERSITY  
OF THE SAHARAS

Blissberger

META

PIEZOSURGERY®

www.osteogenics.com  
© 2011 OSTEOGENICS

# Las Vegas

Bellagio Hotel  
Las Vegas, Nevada

February 10-12, 2011

Pre-Symposium Courses:  
Thursday, February 10, 2011



## ICOI Winter Symposium

For more information please contact the ICOI Central Office  
at (973) 783-6300 or visit our website at [www.icoi.org](http://www.icoi.org)

Sponsored by:



ADIA

ADA CERP® | Continuing Education  
Recognition Program

ICOI is an ADA CERP Recognized Provider. ADA CERP is a service of the American Dental Association to assist dental professionals in identifying quality providers of continuing dental education. ADA CERP does not approve or endorse individual courses or instructors, nor does it imply acceptance of credit hours by boards of dentistry.

AGD - Accepted Program Provider  
FAGD/MAGD Credit, 5/1/09 - 6/30/12

Photo courtesy of The Las Vegas Convention and Visitors Authority

# Biological allograft products applied to dentistry

By Jason M. Yamada, DDS, MS

The advent of human bone grafting has led to applications within the specialties of dental and sinus reconstructive surgery, for corrections to maladies such as ridge augmentations, sinus elevations and repair



of other bony defects. There are a myriad of specialized allograft products for various dental, oral and sinus reconstruction. This article describes products for use by general practitioners, endodontists, oral surgeons, maxillofacial surgeons, periodontists and other related specialties.

The preparation of targeted bone grafts for the mandible and maxilla include the preservation of minerals and collagen while removing inactive pathogens, antigens, fatty tissues and other decayed materials.

The minerals and collagen become the building blocks to complete and rapid bone regeneration as the expected outcome for your patients. Mandible and maxilla bone grafts can be applied to dental surgery procedures for needed graft areas to fill voids left by bone decay and loss, for sinus grafts or for implants.


Preservation of such grafts should include at least a five-year shelf life at room temperature. Specific types of biological allografts for these uses are next described.

The block allograft eliminates the need for autogenous bone harvesting as it includes implantable corticocancellous bone.

A secondary benefit of this allograft virtually eliminates the need for a follow-up surgery, improving efficiency and shortening the patient's rehabilitation time. The block allograft comes sterile and ready to use when needed. It makes a fine, stable ridge augmentation in preparation for subsequent implants in patients with verifiable loss of bone volume due to atrophy. Typical sizes are between 10 to 15 millimeters.

The cortical allograft includes a high-quality, malleable bony structure that can be used to effectively maintain spatial volume, such as the cases of sinus elevation, extraction sockets and augmented ridges. When implanted, it acts as a barrier membrane to bacteria and other decaying agents. Subsequent dental implants are accomplished and supported by generation and remodeling of critical vascular bone tissues. Cortical allograft sizes range from 250 to 2,000 microns and volumes between 0.5 to 2.0.

The cancellous particulate allograft can absorb its own weight in fluid due to its malleability and elasticity. The allograft forms an exceptional biological incubation area via a de-mineralized matrix



*Chips, blocks and powder: There are a variety of specialized allograft products that can be used in dentistry. (Photos/ Provided by Dr. Jason Yamada)*

AD

## BioHorizons Global Symposium 2011

Carl Misch		
Edward P. Allen		
Hom-Lay Wang		
Marius Steigmann	Michael Pikos	Myron Nevins
Scott Ganz	Maurice Salama	Jay Malmquist
Lyndon Cooper	Gerhard Iglhaut	Cary Shapoff
Lewis Cummings	Spyros Botos	Hamid Shafie
Michael Reddy	Jack Ricci	
Randy Resnik	Arthur Novaes	
Mark Setter	Bob Winter	

Influenced by architect Frank Lloyd Wright, the Arizona Biltmore in Phoenix is a true destination hotel and resort.

### April 28 - May 1 Phoenix, Arizona

Please join us at the prestigious Arizona Biltmore Hotel for the 2011 BioHorizons Global Symposium. Our Symposium addresses a wide range of dental implant controversies including immediate loading, implant aesthetics, implant complications and tissue regeneration. It is the perfect opportunity to stay current on the latest treatment options and remain aware of what techniques and products are supported by peer-reviewed research. We hope to see you there.

SPMP10229 Rev B NOV 2010

To register, contact **BioHorizons**  
[symposium@biohorizons.com](mailto:symposium@biohorizons.com)  
 888.246.8338  
 or visit [www.biohorizons.com](http://www.biohorizons.com)

SCIENCE • INNOVATION • SERVICE



**Internal Hex Implants with Original Conical Connection (Niznick US. Pat. # 4,960,381). Self-tapping for stability and Micro-threads for reduced bone loss. \*SAVE 65-70% compared to Zimmer and BioHorizons.**

**Legacy™3 All-in-1 Packaging**

INCLUDES: Cover Screw, Healing Collar, Transfer and Straight Preparable Abutment. Surgically and Prosthetically Compatible with Zimmer's Tapered Screw-Vent®

Legacy3 USA price = \$175

\*\*Tapered Screw-Vent USA price = \$584

\*\* Includes similar components provided with Legacy3 Implant



Three Implant Designs and Packaging Options  
Implants include Cover Screw and Healing Collar


Select Implant based on Price, Packaging and Thread Design

Legacy1: \$125 Original "V" Thread with Plastic Carrier

Legacy2: \$150 includes Temporary Abutment/Transfer

Legacy3: \$175 includes Preparable Abutment/Transfer

Legacy1  
Standard "V" Threads  
Matches Screw-Vent



Legacy2  
Spiral Threads  
for Increased Stability



Legacy3  
Buttress Threads  
for Increased Surface



Prosthetic compatibility with Screw-Vent, BioHorizons® and MIS Implants

**INTRODUCTORY LEGACY OFFER**

Try a 13mmL Legacy1, Legacy2 and Legacy3 Implant at no charge with purchase of required instruments

US List Price for 3 Implants, Abutments and Prosthetic Components

Legacy = \$620

Zimmer Dental = \$1797



Compare US List Price	Straight Contoured	HLA Abutment	15° Angled Contoured	Straight Snap-On	Gold/Plastic	Zirconia Abutment	Plastic Temporary Abutment	Ball Attachment	GPS™ Attachment	Multiple-Unit w / Cap & Transfer	
										Straight	Angled
Implant Direct	\$85	\$75	\$85	\$85	\$100	\$120	\$35	\$107	\$100	\$85	\$100
Zimmer Dental	\$158	\$152	\$179	\$203	\$180	\$232	\$52	\$168	\$166	\$167	N/A
Cost Savings	46%	51%	53%	58%	44%	48%	33%	36%	40%	49%	N/A

**FREE Introductory Offers at [www.implantdirect.com](http://www.implantdirect.com)**  
Terms and Conditions Apply

List prices as of April 2010

Screw-Vent is a registered trademark of Zimmer Dental



**Tri-Lobe Implants with Prosthetic Compatibility to NobelReplace Implant. Self-tapping for stability and Micro-threads for reduced bone loss. \*SAVE 65-70% compared to Nobel Biocare, 3i & Astra.**

Implant Direct Sybron International  
8840 W. Russell Road #210,  
Las Vegas, NV 89148  
1-818-444-3333 • 1-888-NIZNICK  
www.implantdirect.com

Three Implant Designs and Packaging Options  
Implants include Cover Screw

Select Implant based on Price, Packaging and Thread Design

1. RePlant: \$150 includes Temporary Abutment/Transfer
2. RePlus: \$175 includes "Snappy" Abutment/Transfer
3. ReActive: \$200 includes Preparable Abutment/Transfer

RePlant®  
Body Dimensions  
Matches Replace¹

RePlus®  
Body Taper  
For Bone Expansion

ReActive™  
Buttress Threads  
For Increased Surface



RePlant implant surgically compatible with NobelReplace® Drills

**ReActive™ All-in-1 Packaging**

INCLUDES: Cover Screw, Transfer and Straight Preparable Abutment. With Platform Shifting, Micro-threads<sup>™</sup>, Deeper Threads and Round Apex.  
ReActive USA price = \$200  
\*\*NobelActive USA price = \$694



**Free Implants for Nobel Biocare Customers**  
3 Surgically Compatible, RePlant® Implants with Titanium Transfer/Temporary Abutments plus 2 Contoured Abutments

US List Price for 3 Implants, Abutments and Prosthetic Components:

RePlant = \$620  
Nobel Biocare® = \$1922



Compare US List Price	Straight Contoured	Laboratory Abutment	15° Angled Contoured	Straight Snap-On	Gold/ Plastic	Zirconia Abutment	Plastic Temporary Abutment	Ball Attachment	GPS™ Attachment	Multiple-Unit w / Cap & Transfer Straight	Multiple-Unit w / Cap & Transfer Angled
Implant Direct	\$85	\$75	\$85	\$85	\$100	\$120	\$35	\$107	\$100	\$85	\$100
Nobel Biocare	\$170	\$145	\$225	\$201	\$216	\$285	\$72	\$217	\$155	\$229	\$274
Cost Savings	50%	48%	62%	58%	54%	58%	51%	51%	35%	63%	64%

**FREE Introductory Offers at**  
[www.implantdirect.com](http://www.implantdirect.com)  
Terms and Conditions Apply

List prices as of April 2010

NobelReplace and NobelActive are registered trademarks of Nobel Biocare  
Big Hare: The Implant Hook: Smooth or Provided with Resin Elements. A Biochemical Approach  
©: Oral Impl Res 1999-10-304-408