




Implant news

Botox may be able to relieve jaw pain, according to JOMS study


► Page A2



Future events

'Inspiring Imagination and Enhancing Health' with the AO

► Page A8



Dental Tribune

Quality mark designed to affirm implants' cleanliness threshold

► Page B1

The International Congress of Oral Implantologists will host its Winter Implant Symposium in Orlando this January.

Photo/www.freeimages.com



ICOI to host its annual Winter Implant Symposium in Orlando

By ICOI Staff

Orlando and the surrounding Central Florida region is a favorite destination among travelers from around the globe. Join us there on Jan. 11-13 for the ICOI Winter Implant Symposium for a spectacular program designed by ICOI President Dr. Michael Pikos. Serving as our host hotel, the Orlando World Center Marriott offers amazing on-site amenities as well as a shuttle service to nearby amusement parks.

The theme for this meeting will be

"Maxillary Arch Reconstruction: Single Tooth to Full Arch." Scientific Program Chair Pikos, from Trinity, Fla., has assembled a talented group of experienced and enthusiastic, private practice and academic-based clinicians who will share their respective wealth of knowledge in a friendly and scientific environment.

The first day will feature a full afternoon podium devoted to our "Young Implantologists." Quickly becoming a highlight of the ICOI meetings, this afternoon session on Thursday, Jan. 11, will showcase the fresh ideas and talents from our

► See ICOI, page A4

Conference focuses on implants



Chicago will be the site of the 25th AAOMS Dental Implant Conference from Nov. 30 to Dec. 2. Photo/www.freeimages.com

25th AAOMS Dental Implant Conference to continue its educational tradition

By AAOMS Staff

The American Association of Oral and Maxillofacial Surgeons (AAOMS) will host its 25th Dental Implant Conference — a premier dental implant educational event featuring an internationally renowned faculty of experts — from Nov. 30 to Dec. 2 in Chicago, Ill.

More than 1,000 oral and maxillofacial surgeons, their staff and restorative dentists will gather to enhance their knowledge of dental implants,

which offer patients a long-term solution to missing teeth. The event caters to the entire dental implant team.

By attending the three days of innovative research and procedural courses, participants can elevate their implant practice. Session topics — taught by more than 30 speakers — range from replacing congenital missing teeth to effectively applying digital technology in a practice.

Highlights of the preconference sessions and the intensive educational

► See AAOMS, page A2

PRST STD
US Postage Paid
Permit No. 1239
Bellmawr, N.J.

Dental Tribune America
116 West 23rd Street
Suite #500
New York, N.Y. 10011

JOMS study: Botox can relieve jaw muscle pain

By JOMS Staff

Botox therapy can provide significant relief with only a mild risk for negative effects to patients with stubborn pain in the muscles involved in chewing, according to a new retrospective study.

Chemically known as botulinum toxin A, Botox is a protein made from bacteria that, when injected, stops nerve signals that command muscles to contract – resulting in a months-long decrease in muscle activity. It has been used to treat conditions such as muscle spasms, facial wrinkles, migraines and excessive sweating.

According to the study published in the November issue of the *Journal of Oral and Maxillofacial Surgery* — the official journal of the American Association of Oral and Maxillofacial Surgeons (AAOMS) — botulinum toxin A injections also may have pain-relieving properties.

To determine the therapy's safety and effectiveness in treating stubborn jaw muscle pain, researchers conducted a retrospective review of 116 patients. The patients underwent at least two Botox injection cycles for refractory masticatory myalgia — pain in the muscles used for chewing — that had not responded to other therapies.

The patients at the Department of Oral and Maxillofacial Surgery at Massachusetts General Hospital also had coexisting chronic pain disorders and were receiving other therapies and/or taking medications.

Nearly one-third of participants (30.6 percent) reported significant pain relief — defined as 75 percent or greater — for an average of 10.1 weeks.

"This is an important outcome for this particular cohort of participants, considering that 72.9 percent of the participants had been in pain for at least five years, with 60 percent or more receiving two or more concurrent therapies," researchers



According to a study published in the November issue of the *Journal of Oral and Maxillofacial Surgery*, botulinum toxin A injections also may have pain-relieving properties.

Photo/
www.
freeimages.com

wrote.

In addition, 39.8 percent of participants had moderate relief for 8.7 weeks on average, and 29.6 percent had no or minimal relief for 13 weeks on average.

Among the participants, 16.4 percent reported at least one negative effect during the two injection cycles. Those who had significant pain relief had the largest number of adverse effects at 30.3 percent.

The most common side effect was a decrease in the size of the masticatory muscle, possibly due to blocked release of a chemical that activates muscles, the study states. However, all of the negative effects were minor and brief, and full recovery occurred within 16 weeks.

Simultaneous use of opioid pain relievers was a predictor of no or minimal relief. Of the participants, 36 percent were using a long-term opioid therapy. Long-term opioid use can result in opioid-induced hyperalgesia — a painful response to the medications — and having chronic pain disorders can lead to diminished effect of pain relievers, researchers wrote. "Together, these factors may result in poor outcome and response to therapy," they said.

The authors of "Effectiveness, Safety, and Predictors of Response to Botulinum Toxin Type A in Refractory Masti-

catory Myalgia: A Retrospective Study" are all from the Department of Oral and Maxillofacial Surgery at Massachusetts General Hospital: David A. Keith, DMD, BDS, professor at Harvard School of Dental Medicine; Steven J. Scrivani, DDS, DMedSc, chief, Division of Oral and Maxillofacial Pain; Nicole Holland, DDS, MS; and Shehryar N. Khawaja, BDS, MS, post-graduate Fellow at Harvard School of Dental Medicine.

The full article can be accessed at [www.joms.org/article/S0278-2391\(17\)30116-7/fulltext](http://www.joms.org/article/S0278-2391(17)30116-7/fulltext).

About JOMS

The *Journal of Oral and Maxillofacial Surgery* is published by the American Association of Oral and Maxillofacial Surgeons to present to the dental and medical communities comprehensive coverage of new techniques, important developments and innovative ideas in oral and maxillofacial surgery. Practice-applicable articles help develop the methods used to handle dentoalveolar surgery, facial injuries and deformities, TMJ disorders, oral and head and neck cancer, jaw reconstruction, anesthesia and analgesia. The journal also includes specifics on new instruments and diagnostic equipment, and modern therapeutic drugs and devices.

← AAOMS, Page A1

programs include:

- Didactic sessions and hands-on workshops on topics such as implant restorations and case-based dental implant techniques.
- Point/counterpoint discussions exploring clinically common topics, such as implant options when treating the lower jaw.
- Question-and-answer sessions with the session speakers.
- Faculty reflecting on the history of AAOMS and the specialty while assessing the future of oral and maxillofacial surgery, as the association gets ready to celebrate its centennial in 2018.
- New this year, a live simulcast option for participants to watch general sessions

from wherever they are.

"As AAOMS offers its 25th Dental Implant Conference, oral and maxillofacial surgeons, their staff and referring dentists can participate in a range of preconference sessions and educational programs geared toward the dental implant practice," said AAOMS President Brett L. Ferguson, DDS, FACS. "After three days of focused courses and exhibits, doctors and their staff can enhance their practices with renewed knowledge. We look forward to collectively learning the innovations and groundbreaking research in the field of dental implants."

More than 100 companies will showcase the most technologically advanced products and services in the specialty in

the exhibit hall at the Sheraton Grand Chicago. The exhibit hall also will feature the AAOMS Product Resource Center, where attendees can receive educational, regulatory compliance, practice management and marketing materials for their practice.

Dental anesthesia and surgical assistants also can renew their anesthesia knowledge and skills through assistant-focused courses, including a hands-on, four-hour workshop and a two-day review course on such topics as methods of anesthesia administration, monitoring and emergency preparedness.

Registration is open to AAOMS members, students, non-members and the media. View AAOMS.org/DIC for additional information.

IMPLANT TRIBUNE

PUBLISHER & CHAIRMAN

Torsten Oemus t.oemus@dental-tribune.com

PRESIDENT/CHIEF EXECUTIVE OFFICER

Eric Seid e.seid@dental-tribune.com

GROUP EDITOR

Kristine Colker k.colker@dental-tribune.com

MANAGING EDITOR IMPLANT TRIBUNE

Sierra Rendon s.rendon@dental-tribune.com

MANAGING EDITOR

Fred Michmershuizen
f.michmershuizen@dental-tribune.com

MANAGING EDITOR

Robert Selleck, r.selleck@dental-tribune.com

PRODUCT/ACCOUNT MANAGER

Humberto Estrada
h.estrada@dental-tribune.com

PRODUCT/ACCOUNT MANAGER

Jordan McCumbee
j.mccumbee@dental-tribune.com

PRODUCT/ACCOUNT MANAGER

Maria Kaiser
m.kaiser@dental-tribune.com

EDUCATION DIRECTOR

Christiane Ferret c.ferret@dtstudyclub.com

CLIENT RELATIONS COORDINATOR

Leerol Colquhoun
l.colquhoun@dental-tribune.com

Tribune America, LLC
116 West 23rd Street, Suite 500
New York, NY 10011
Phone (212) 244-7181
Fax (212) 244-7185

Published by Tribune America
© 2017 Tribune America, LLC

Tribune America strives to maintain the utmost accuracy in its news and clinical reports. If you find a factual error or content that requires clarification, please contact Managing Editor Sierra Rendon at s.rendon@dental-tribune.com.

Tribune America cannot assume responsibility for the validity of product claims or for typographical errors. The publisher also does not assume responsibility for product names or statements made by advertisers. Opinions expressed by authors are their own and may not reflect those of Tribune America.

EDITORIAL BOARD

Dr. Pankaj Singh
Dr. Bernard Touati
Dr. Jack T. Krauser
Dr. Andre Saadoun
Dr. Gary Henkel
Dr. Doug Deporter
Dr. Michael Norton
Dr. Ken Serota
Dr. Axel Zoellner
Dr. Glen Liddelow
Dr. Marius Steigmann

Corrections

Implant Tribune strives to maintain the utmost accuracy in its news and clinical reports. If you find a factual error or content that requires clarification, please report the details to Managing Editor Sierra Rendon at s.rendon@dental-tribune.com.

Tell us what you think!

Do you have general comments or critique you would like to share? Is there a particular topic you would like to see featured in Implant Tribune? Let us know by e-mailing feedback@dental-tribune.com. We look forward to hearing from you! If you would like to make any change to your subscription (name, address or to opt out), please send an e-mail to c.maragh@dental-tribune.com and be sure to include which publication you are referring to. Also, please note that subscription changes can take up to six weeks to process.



Human Biopsy

Reference: Myron Nevins, DDS, et. al., "Clinical and Histologic Evaluations of SLA Dental Implants"
Int J Periodontics Restorative Dent 2017;37:175–181. doi: 10.11607/prd.3131

SuperLine

- Efficiency through Simplicity
- Predictability based on Clinical Research



DentiumUSA
Developed by Clinicians for Clinicians

www.dentiumusa.com
cs@dentiumusa.com
Customer Service Toll Free 877-304-6752

American Academy of Implant Dentistry names its new honored fellows for 2017

By AAID Staff

The American Academy of Implant Dentistry (AAID) named six dentists from around the world to the coveted status of Honored Fellow at its recently concluded 66th Annual Conference. The honored fellow designation is awarded to those members of the AAID who, through their professional, clinical, research or academic endeavors, have distinguished themselves within implant dentistry.

Named as AAID honored fellows were:



- George Arvanitis, DDS; Waterloo, Ontario, Canada
- Kirk Kalagiannis, DMD; Lyndhurst, N.J.
- Philip J. Kroll, DDS; Ventura, Calif.
- D. Timothy Pike, DDS; Rockville, Md.
- Dale Edward Spencer, DDS;

Hickory, N.C.

- Dr. Atsushi Takahashi; Tokyo, Japan

About the AAID

Established in 1951, the AAID is the only dental implant organization that offers credentials recognized by state and federal courts as being bona fide. Its membership, which exceeds 6,000, includes general dentists, oral surgeons, periodontists and prosthodontists from across the United States and in more than 60 other countries.

For more information about the AAID and its credentialed members, please visit www.aaid.com or call the AAID at (312) 335-1550.

-ICOI, Page A1

younger practitioners. Plan to attend this important session.

On Thursday morning, we are proud to present a number of sponsored pre-symposium workshops:

Gold sponsors

- *Zest Dental Solutions*: "Fixed Full-Arch Cases in a Snap: No Screws, No Cement, No Compromises" with Dr. Robert del Castillo
- *Glidewell Laboratories*: "Treatment of the Edentulous Maxilla: Surgical and Prosthetic Considerations" with Drs. Randolph Resnik and Paresh Patel

Silver sponsors

- *Salvin Dental Specialties*: "Piezoelectric Sinus Elevation and Block Grafting – A Hands-On Course" with Dr. John Russo
- *Park Dental Research*: "Startanius NRI: The Future of Narrow Ridge Surgery" with Dr. Ady Palti
- *Impladent, Ltd.*: "One-Step Alveolar Ridge Preservation Without the Need for a Membrane Plus Advanced Surgical Concepts in Bone Regeneration Including Piezo Techniques and Biological Modifiers" with Drs. Timothy Kosinski, Robert Miller and Adj. Prof. Maurice Valen
- *OCO Biomedical*: "One-Day Edentulous Implant Solutions" with Dr. Ara Nazarian

Starting at 1 p.m. on Thursday will be the Young Implantologists Program featuring the following up-and-coming clinicians: Drs. Michel Azer, Julian Conejo, Neil Griseto, Gabrielle Jackson, Aaron Omura, Maj. Ryan Sheridan, Andrew Thorpe and James Wealleans.

Following this program will be the welcome reception in the exhibition hall where delegates can relax with drinks and hors d'oeuvres, interact with colleagues, take advantage of product discounts offered at the meeting by our exhibitors and experience and discuss presentations made by our tabletop and poster presentation participants.

Friday and Saturday will be devoted to our main podium faculty including, in order of their appearance on the program, the following international speakers: Dr. Salah Huwais, Dr. Jorge Campos Aliaga, Dr. José Carlos Martins da Rosa, Dr. Richard Miron, Dr. Homa Zadeh, Dr. Delia Tuttle, Dr. Miguel Hirschhaut, Dr. Jaime Lozada, Dr. Scott Ganz, Dr. Michael A. Pikos, Dr. Ariel Raigrodski, Dr. Alvaro Ordonez, Dr. Howard Gluckman, Dr. Michael Toffler, Dr. Natalie Wong and Dr. Michael Tischler.

In addition to the general sessions for doctors and laboratory technicians, there will be a full 2 1/2-day program for auxiliary staff members sponsored by the ICOI's component society, the Association of Dental Implant Auxiliaries (ADIA). Doctors are encouraged to bring their hygienists, dental assistants, front office staff and implant coordinators to this symposium. The ADIA will have four full-day certification programs dedicated to specific members of the dental implant team. The programs present the most up-to-date information and provide attendees with the confidence and knowledge to advance their career.

Completion of all four certification programs also confers eligibility for ADIA fellowship credentialing. For information, visit www.adiaonline.org.

For full information on this symposium, visit our website at www.icoi.org.

AD

ICOI
INTERNATIONAL
CONGRESS OF
ORAL IMPLANTOLOGISTS

ICOI Symposia Around the World

<p>2018 Orlando, FLORIDA ICOI Winter Implant Symposium January 11-13, 2018</p> <p>Marrakech, MOROCCO ICOI/ICOI Europe/SENAME Symposium March 1-3, 2018</p> <p>Melaka, MALAYSIA ICOI ASEAN Congress April 5-7, 2018</p> <p>Las Vegas, NEVADA ICOI World Congress XXXVI September 27-29, 2018</p>	<p>2019 Phoenix, ARIZONA ICOI Winter Implant Symposium February 14-16, 2019</p> <p>Baden Baden, GERMANY ICOI Europe May 23-25, 2019</p> <p>New York, NEW YORK ICOI World Congress XXXVII August 15-17, 2019</p>
--	--

*For current meeting information,
visit www.icoi.org*

Visit Us At **ICOI ORLANDO**
January 11-13 • Booth 505-507

PROCESS FOR PRF™

CHOUKROUN PRF™ SYSTEM



DR. JOSEPH CHOUKROUN
 INVENTOR OF PRF
 NICE, FRANCE

DR. RICHARD NYRON
 RESEARCHER OF A-PRF
 MIAMI, FLORIDA

HANDS-ON TRAINING

Cost-effective and natural ways to regenerate tissues

- Save money for your practice and begin using natural PRF in everyday practice as predictable barrier membranes, plugs for extraction sockets, and gingival grafts in periodontology
- Accelerates wound healing
- Improves bone graft stability
- Experience extensive hands-on practice performing phlebotomy techniques
- Learn an inexpensive, scientifically proven method to enhance patients' hard and soft tissue healing through the use of a simple centrifuge
- Predictable soft tissue regeneration

Learn More About the Benefits of PRF with our 1 Day Courses

For information and reservations go to www.hitecimplantsusa.com or call 800-452-0582

2018 One Day Seminars

Los Angeles Sat Jan 27	Santa Ana Sat May 19	San Antonio Fri Oct 26
Boston Sat Feb 10	Seattle Sat June 9	Dallas Sat Oct 27
Phoenix Fri May 18	Chicago Sat Oct 13	

DUO Quattro Centrifuge:

Don't You and Your Patients Deserve Choukroun's Process PRF?



The Choukroun Difference

	Choukroun PRF	Other Companies
Inventor of PRF	YES	NO
18 Years of On-Going Research	YES	NO
World-Wide Distribution of Product and Lectures	YES	NO
Continuous Modification of Techniques based on 1,000s of Clinical Case Reviews and Research	YES	NO
Continuous Review and Modifications of Centrifuge and Blood Collection Tubes	YES	NO
On-Going Updates of How and Where to Use Liquid PRF and PRF Membranes based on clinical Reviews and Research Available to Process for PRF Customers	YES	NO

Cortical Cancellous Mineralized Bone



250-1000 Microns

Size	Your Price
0.5cc	\$40.00
1.0cc	\$56.00
2.5cc	\$83.00

Buy 5 Get 1 FREE!

No Dealers Pricing Expires 2/16/2018

Neomem FlexPlus Native Porcine Peritoneum - Strong performance with a supple touch.

Stronger- Neomem® FlexPlus has 3 times the suture pull out strength compared to Bio-Gide and resorption time of 3-4 months.

Supple- Lack of memory means that Neomem® FlexPlus drapes and conforms to the defect site.

Better Initial Resorption Rate- Compared to Bio-Gide®, Neomem® FlexPlus initial in-vivo resorption profile suggests that Neomem® FlexPlus is more stable.

Less Inflammation- In-vivo testing also demonstrates that Neomem® FlexPlus produced a lower level of early inflammation than Bio-Gide® and Neomem® FlexPlus shows a lower level of a giant cell response.

Advantages

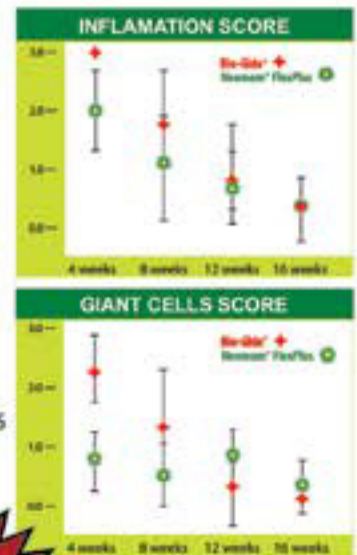
- High suture pull out strength
- Excellent draping
- Lower inflammation
- 3-4 month resorption
- Easy handling

Neomem Flex Plus

•15 x 20 mm **\$92** •20 x 30 mm **\$115**
 •30 x 40 mm **\$165**

Buy 5 Get 1 FREE!

No Dealers - Pricing Expires 2/16/2018



*Published in Science, Technology, Innovation, Feb. 1-5, 2015. All trademarks are the property of their respective owners.



Dental Implant
 TECHNOLOGIES

Visit Us At
ICOI ORLANDO
January 11-13
Booth 505-507

www.hitecimplantsusa.com • 800-452-0582 • usaimplants@gmail.com

AAP and European Federation of Periodontology host a workshop on classification of periodontal and peri-implant diseases and conditions

By AAP Staff

In conjunction with the European Federation of Periodontology (EFP), the American Academy of Periodontology (AAP) hosted the World Workshop on the Classification of Periodontal and Peri-Implant Diseases and Conditions Nov. 9-11 at the Gleacher Center in Chicago. More than 100 international researchers, educators and clinicians gathered to review the latest literature and come to consensus on up-to-date guidelines for periodontal and peri-implant disease diagnosis and definition.

Participants conducted literature reviews, established case definitions and deliberated diagnostic considerations for the following topic areas: periodontal health and gingival diseases and conditions; periodontitis; developmental and acquired conditions and periodontal manifestations of systemic conditions; and peri-implant diseases and conditions. The inclusion of peri-implant diseases and conditions within periodontal



The World Workshop on the Classification of Periodontal and Peri-Implant Diseases and Conditions took place Nov. 9-11 in Chicago.

Photo/Provided by AAP

disease classifications is a first, accommodating for what scientists and practitioners have come to understand about implant dentistry.

“Since the last World Workshop was held in 1999, periodontics has made notable advancements in the treatment and diagnosis of periodontal disease. The 2017 workshop intended to account for what we’ve learned in the last 18 years and help standardize the specialty’s definition of

disease,” says Dr. Steven R. Daniel, president of the AAP. “Our collaboration with the EFP and periodontists from all over the world will work to positively shape the quality of patient care globally.”

The 2017 World Workshop is the second recent collaboration of the EFP and AAP. The groups’ joint workshop on periodontitis and systemic disease in 2012 was a major milestone in the specialty’s understanding of the perio-systemic link.

“After three years of preparation, it was rewarding to see many of the best and brightest in periodontics convene to accomplish the important task of updating and standardizing the definitions of periodontal and peri-implant diseases that will be used by dental professionals around the world. The contributions of the workshop’s expert participants will set the stage for periodontics’ expansive future,” said Dr. Jack Caton, co-chair of the event’s organizing committee.

Proceedings from the 2017 World Workshop on Periodontal Disease Classification will be published in both the AAP’s Journal of Periodontology and the EFP’s Journal of Clinical Periodontology in 2018.

About the AAP

The American Academy of Periodontology (AAP) represents more than 8,000 periodontists — specialists in the prevention, diagnosis and treatment of inflammatory diseases affecting the gums and supporting structures of the teeth, and in the placement of dental implants.

AD




JANUARY 24 - 28, 2018 | EXHIBITS: JANUARY 25 - 27, 2018 | BOSTON CONVENTION & EXHIBITION CENTER

FREE! EDUCATION ON THE EXHIBIT HALL FLOOR

<p>IMPLANT STUDIO</p> <p>Gain insight in integrating implants into your practice and discover the latest trends. yankeedental.com/implant-studio</p> 	<p>PRACTICE TRANSITIONS PAVILION</p> <p>Learn from industry experts how to ensure you are making the best decisions for your practice. yankeedental.com/practice</p> 
<p>ALL THINGS 3-D</p> <p>Discover high-tech 3-D technology that will transform your practice and how it can give you better results. yankeedental.com/3-D</p> 	<p>DENTAL OFFICE PAVILION</p> <p>Test drive cutting-edge dental equipment and technology that you can integrate into your practice today! yankeedental.com/office-pavilion</p> 
<p>COLGATE PAVILION</p> <p>A wide variety of topics from enhancing patient communication, the new clinical practice guidelines (CPGs), prevalent oral conditions, and much more will be discussed. yankeedental.com/colgate</p> 	<p>BENCO PAVILION</p> <p>Discover how to deliver a painless and innovative customer experience that improves the business engines, life balance, and patient care of dental professionals. yankeedental.com/benco</p> 
<p>PRODUCT NAVIGATOR LIVE</p> <p>Learn new advancements in restorative materials, adhesives and cements, digital technology, and preventive products from well-respected industry experts. yankeedental.com/navigator</p> 	<p>PATTERSON PAVILION</p> <p>Participants will learn the latest advances in digital impression techniques, chairside restorations, 3-D imaging, and much more. yankeedental.com/patterson</p> 

yankeedental.com | 877.515.9071

Presented by the Massachusetts Dental Society in cooperation with the Dental Societies of Connecticut, Maine, New Hampshire, Rhode Island, and Vermont.

PEOPLE HAVE PRIORITY



Let our new products tackle your toughest **SURGICAL** procedures



For Oral Surgery and Implantology



IA-400
Digital torque wrench



Surgical straight and contra-angle
handpieces with or without Mini LED+



NEW Implantmed SI-1015 with wireless
foot pedal option, Osstell ISQ option
and LED powered motor option

Please visit us at the AAOMS in booth # 1310 to experience the latest in W&H surgical products!
You can also go to www.wh.com/na for more information

'Inspiring Imagination — Enhancing Health': Registration opens for AO 2018 Annual Meeting

By AO Staff

If you're interested in learning the newest techniques, observing demonstrations of the latest technologies and interacting in discussions about the current issues affecting implant dentistry, the Academy of Osseointegration's (AO) 2018 Annual Meeting is a must-attend event — and registration is now open (<http://meetings.osseo.org/2018/>).

For the first time in its history, the Academy of Osseointegration will be hosting its annual meeting in Los Angeles from Feb. 28 to March 3 to put the spotlight on all the customary components, as well as new and interactive features.

"The academy's 33rd annual meeting will feature a thrilling new format aimed at maximizing audience engagement and many exciting educational and networking opportunities," said Dr. Joseph Kan, 2018 annual meeting program chair.

The new formats AO will be introducing will include:

- Concurrent surgical and restorative sessions with a new point-counterpoint format.
- "Lunch with the Masters" program.



Attendees take part in an educational session at the 2017 AO Annual Meeting. Photo/Provided by AO

- "Reflection Panel" as part of the closing session.

All sessions will assemble the foremost authorities in research and clinical practice from around the world who are on the cutting edge of scientific discovery in implant dentistry.

In addition to these new format changes to promote significantly more dialogue between attendees and presenters,

AO will also be bringing back popular meeting favorites, including corporate forums and "Morning with the Masters" sessions. AO's annual meeting will also continue to feature many opportunities to network with dental colleagues across all specialties and career stages from all corners of the globe.

Continuing AO's tradition of supporting research and innovation, the oral clinical and oral scientific research and clinical innovations presentations will take place on Friday. With more than 250 abstracts and e-posters submitted for the 2018 annual meeting, attendees can get a first-hand look at a wealth of original and groundbreaking research conducted by its international implant dentistry member community.

For an additional registration fee, scientific content of the annual meeting can also include a number of options for hands-on workshops, all of which will take place on Feb. 28.

On the social side, the 2018 President's Reception will be one of the most festive social gatherings ever assembled by AO. To be held in Microsoft Plaza within the L.A. Live area, just a stone's throw from our headquarters hotel, this event complementary to registered attendees will

provide an Oscar-themed evening filled with many surprises and an atmosphere of a miniature Times Square.

Registration fees for the annual meeting will include:

- Most scientific sessions (including TEAM Program and Laboratory Technician programs)
- Admission to the corporate forums and extensive exhibit hall
- Thursday's Welcome Reception
- Friday's President Reception
- Continental breakfasts
- Complimentary lunches in the exhibit hall
- Global networking opportunities

"This is also the perfect chance to bring your family to enjoy Disneyland, Universal Studios, visit the famous Rodeo Drive or attend a Lakers or Clippers game at the nearby STAPLES Center. With the heart of vibrant Los Angeles as the backdrop, AO looks forward to 'Inspiring Imagination and Enhancing Health!'" Kan said.

Don't delay in securing your attendance, making your hotel reservations or taking advantage of early bird rates. We recommend registering online, which is fast and easy. After Jan. 8, registration fees increase by \$100. Don't wait, register today at meetings.osseo.org/2018.

AD

Register before December 1st and
Save \$250
www.AACD.com/chicago

AACD 2018 | CHICAGO

A Masterpiece of Comprehensive Cosmetic Dentistry Education

34TH ANNUAL SCIENTIFIC SESSION
APRIL 18-21

www.AACD.com/chicago





Neoss[®] Miami Symposium | April 20-21, 2018

Advancing Implant Dentistry from Ordinary to Extraordinary



Rainer H. Bergmann, DMD



Scott H. Froum, DDS



Jose R. Mellado, DMD & Giancarlo G. Romero, DDS, MS



Lars Sennerby, DDS, PhD



Michael W. Brumm, DMD,
AAACD



John A. Hodges, DDS



Anthony P. Randi, DDS



Chris Salierno, DDS



Chandur Wadhvani, BDS,
MSD



John A. Carollo, DMD



Jeffrey Kopman, DDS



Paul S. Rosen, DMD, MS
Program Chair

For more info go to: www.neoss.com/en/events/miami-2018

neoss.com

Intelligent Simplicity