

# IMPLANT TRIBUNE

— The World's Dental Implant Newspaper • U.S. Edition —

FEBRUARY 2014 — VOL. 9, NO. 2

www.dental-tribune.com

## AO's clinical guidelines answer questions about implant therapy

*As dental implants become more mainstream, proper training and standards are more important than ever*

By Stephen L. Wheeler, DDS

**T**hirty years ago when I started placing dental implants, the highly specialized therapy was in its infancy. At that time, implant dentistry was performed by an oral surgeon-prosthodontist team, and general dentists were not involved at all except as a referral base.

What a difference a few decades make. Today, implant dentistry has developed into a standard of care, and professionals involved in the specialty include not only oral surgeons and prosthodontists, but also periodontists and, increasingly, general dentists.

The therapy also is more widely available than ever before. While this evolution has brought many positives for the specialty and for patients, it also has created some challenges.

As implant dentistry has become increasingly mainstream, training is highly variable — ranging from comprehensive, in-depth instruction to weekend courses.

Those of us who specialize in the field have seen the catastrophic failures that can occur when someone is not properly



As dental implants grow in popularity, evidence-based clinical guidelines are more important than ever. The Academy of Osseointegration's guidelines for safe and effective implant dentistry are focused on achieving optimal patient outcomes. Photos/Provided by the Academy of Osseointegration

trained — and we are often left to do the reconstruction. Improperly placed implants can get infected — or worse — and

these types of scenarios can contribute to an undeserved negative public image for implant dentistry.

It's important that specialists and general dentists involved in implant dentistry work together to represent the field in the best light possible. As implant dentistry grows in popularity, we must ensure that those offering implant reconstruction to their patients have the training and background to provide excellence in their care.

It is also critical to follow evidence-based clinical guidelines focused on achieving the best possible patient outcomes.

### Advancing the vision of implant dentistry

As the president of the Academy of Osseointegration (AO), I strongly support our mission "to advance oral health and well-being globally by disseminating state-of-the-art clinical and scientific knowledge of implant dentistry and tissue engineering

### AO Annual Meeting

- **WHAT:** Academy of Osseointegration 29th Annual Meeting
- **THEME:** 'Real Problems, Real Solutions'
- **WHEN:** March 6-8
- **WHERE:** Seattle
- **TO VIEW PROGRAM AND REGISTER ONLINE:** [www.osseo.org](http://www.osseo.org)

and by defining expertise in the field."

AO is taking a multi-pronged approach to achieving this goal and advancing the vision of implant dentistry through:

- Our "Guidelines for the Provision of Dental Implants and Associated Patient Care" (more on that later in this article).
- The Academy of Osseointegration Annual Meeting, which takes place this year

► See AO, page 8

PRSRF STD  
U.S. Postage  
PAID  
Ft. Lauderdale, FL  
PERMIT #1117

Dental Tribune America  
116 West 23rd St., Ste. 500  
New York, NY 10011



# AAID president-elect named vice dean at Harvard School of Dental Medicine

After an extensive nationwide search, AAID President-Elect John Da Silva, DMD, MPH, ScM, AFAAID, has been named vice dean at Harvard School of Dental Medicine. Dean Bruce Donoff stated that Da Silva's "extensive institutional knowledge and experience in [HSDM's] three focal areas — research, education and patient care — will be of great value as HSDM continues its strategic planning process."

Da Silva serves on the board of trustees of the American Academy of Implant Dentistry and is currently the president elect. He is also chair of the Bylaws Committee and serves on the Education Oversight and Nominating committees. He has received widespread recognition during his



AAID President-Elect  
Dr. John Da Silva.

academic career, including being named an honored fellow of the American Academy of Implant Dentistry and receiving the HSDM Distinguished Junior Faculty Award.

He has published numerous journal articles and lectured nationwide. Da Silva has made major contributions

in research and the area of color science. He has also been involved in curricular changes to improve content on substance-abuse screening and brief interventions.

Da Silva was born in New York City and attended Williams College as an undergraduate. He received his dental degree from the Harvard School of Dental Medicine and his MPH degree from the Harvard School of Public Health. He later returned to the School of Public Health and received an ScM in health policy and management.

Da Silva completed specialty training in implant dentistry and prosthodontics at HSDM in 1992. He has been a faculty member there since 1993.

AD



## ICOI Summer Implant Prosthetic Symposium

# CHICAGO

Illinois

## August 21-23, 2014

### Hyatt Regency McCormick Place Hotel and Convention Center




**The theme for this meeting will be "Implant Failures"**  
**Pre-Symposium Courses: Thursday Morning, August 21, 2014**  
**Train your team with our 2½ day Auxiliary Program with certifications**

**For more information contact the ICOI Central Office at  
 (973) 783-6300 or visit our website at [www.icoi.org](http://www.icoi.org)**

**ADA CERP** Continuing Education  
ICOI is an ADA CERP Recognized Provider. ADA CERP is a service of the American Dental Association to assist dental professionals in identifying quality providers of continuing dental education. ADA CERP does not approve or endorse individual courses or instructors, nor does it imply acceptance of credit hours by boards of dentistry. Concerns or complaints about CE provider may be directed to the provider or to ADA CERP at [www.ada.org/cerp](http://www.ada.org/cerp).



ICOI is designated as an Approved PACE Program Provider by the Academy of General Dentistry. The formal continuing education programs of this program provider are accepted by AGD for Fellowship, Membership and membership maintenance credit. Approval does not imply acceptance by a state or provincial board of dentistry or AGD endorsement. The current term of approval extends from April 1, 2014 to March 31, 2018. Provider ID# 217378.

ICOI is designated as an Approved PACE Program Provider by the Academy of General Dentistry. The formal continuing education programs of this program provider are accepted by AGD for Fellowship, Membership and membership maintenance credit. Approval does not imply acceptance by a state or provincial board of dentistry or AGD endorsement. The current term of approval extends from April 1, 2014 to March 31, 2018. Provider ID# 217378.

Photos courtesy of the Chicago Tourism Bureau, Todd Rosenberg, Ron Schramm & Mike Gastauer

## IMPLANT TRIBUNE

**PUBLISHER & CHAIRMAN**  
Torsten Oemus [t.oemus@dental-tribune.com](mailto:t.oemus@dental-tribune.com)

**PRESIDENT/CHIEF EXECUTIVE OFFICER**  
Eric Seid [e.seid@dental-tribune.com](mailto:e.seid@dental-tribune.com)

**GROUP EDITOR**  
Kristine Colker [k.colker@dental-tribune.com](mailto:k.colker@dental-tribune.com)

**MANAGING EDITOR IMPLANT TRIBUNE**  
Sierra Rendon [s.rendon@dental-tribune.com](mailto:s.rendon@dental-tribune.com)

**MANAGING EDITOR**  
Fred Michmershuizen  
[f.michmershuizen@dental-tribune.com](mailto:f.michmershuizen@dental-tribune.com)

**MANAGING EDITOR**  
Robert Selleck, [r.selleck@dental-tribune.com](mailto:r.selleck@dental-tribune.com)

**PRODUCT/ACCOUNT MANAGER**  
Humberto Estrada [h.estrada@dental-tribune.com](mailto:h.estrada@dental-tribune.com)

**PRODUCT/ACCOUNT MANAGER**  
Jan Agostaro [j.agostaro@dental-tribune.com](mailto:j.agostaro@dental-tribune.com)

**PRODUCT/ACCOUNT MANAGER**  
Will Kenyon [w.kenyon@dental-tribune.com](mailto:w.kenyon@dental-tribune.com)

**MARKETING DIRECTOR**  
Anna Kataoka  
[a.kataoka@dental-tribune.com](mailto:a.kataoka@dental-tribune.com)

**EDUCATION DIRECTOR**  
Christiane Ferret [c.ferret@dtstudyclub.com](mailto:c.ferret@dtstudyclub.com)

Tribune America, LLC  
116 West 23rd Street, Suite 500  
New York, NY 10011  
Phone (212) 244-7181  
Fax (212) 244-7185

Published by Tribune America  
© 2014 Tribune America, LLC  
All rights reserved.

Tribune America strives to maintain the utmost accuracy in its news and clinical reports. If you find a factual error or content that requires clarification, please contact Managing Editor Sierra Rendon at [s.rendon@dental-tribune.com](mailto:s.rendon@dental-tribune.com).

Tribune America cannot assume responsibility for the validity of product claims or for typographical errors. The publisher also does not assume responsibility for product names or statements made by advertisers. Opinions expressed by authors are their own and may not reflect those of Tribune America.

### EDITORIAL BOARD

Dr. Pankaj Singh  
Dr. Bernard Touati  
Dr. Jack T. Krauser  
Dr. Andre Saadoun  
Dr. Gary Henkel  
Dr. Doug Deporter  
Dr. Michael Norton  
Dr. Ken Serota  
Dr. Axel Zoellner  
Dr. Glen Liddelow  
Dr. Marius Steigmann

### Corrections

Implant Tribune strives to maintain the utmost accuracy in its news and clinical reports. If you find a factual error or content that requires clarification, please report the details to Managing Editor Sierra Rendon at [s.rendon@dental-tribune.com](mailto:s.rendon@dental-tribune.com).

### Tell us what you think!

Do you have general comments or critique you would like to share? Is there a particular topic you would like to see featured in Implant Tribune? Let us know by e-mailing [feedback@dentaltribune.com](mailto:feedback@dentaltribune.com). We look forward to hearing from you! If you would like to make any change to your subscription (name, address or to opt out) please send us an e-mail at [database@dental-tribune.com](mailto:database@dental-tribune.com) and be sure to include which publication you are referring to. Also, please note that subscription changes can take up to six weeks to process.



## A TURNKEY PRACTICE MARKETING PROGRAM DESIGNED SPECIFICALLY FOR OVERDENTURES



## INPLACE™ HELPS YOU ATTRACT NEW OVERDENTURE PATIENTS AND GAIN TREATMENT ACCEPTANCE

Attracting new patients to your practice can be challenging. Gaining treatment acceptance during the patient consultation can be equally as challenging. ZEST Anchors can help you meet these challenges with InPlace - a turnkey marketing program that is specifically designed for overdenture patients.

The InPlace Program consists of a variety of print and electronic promotional and educational elements, including a patient focused website, [teethinplace.com](http://teethinplace.com), where patients can search for an InPlace Clinician in their area.

InPlace provides you with the marketing elements you need to attract patients to your office, educate them on the benefits of implant-retained overdentures and ultimately treat more overdenture patients.

**Start attracting new overdenture patients to your practice today.**  
To learn more, please visit [www.zestanchors.com/inplace/30](http://www.zestanchors.com/inplace/30) or  
call **800.262.2310**.



# Study: Improved implant surface and hygiene boost restoration success

**S**hould a person's teeth be saved at all costs? During the last decade, the answer has shifted from yes to no in favor of replacing diseased and damaged teeth with implants. But treatment of patients with periodontitis, inflammatory disease of ligaments and bones supporting teeth remains controversial because artificial tooth roots are more likely to fail.

A recent article in the Journal of Oral Implantology looks at long-term treatment for a patient with severe peri-

odontal damage. The authors anticipate that the higher risk of implant failure in this patient will be offset by coating the implants with a rough, oxidized surface called TiUnite and by emphasizing the need for diligent oral hygiene. They also expect that by using overdenture prostheses instead of conventional removable dentures, they will improve stability and function — and thus patient satisfaction.

Overall, increased use of implants has improved eating comfort and resulted

in few complications after the surgery. However, pressure on implants is suspected to speed up loss of dense cortical bone in the jaw. Research has shown the TiUnite material stimulates bone growth, leading to faster fusion of implants and surrounding jawbone.



The current article is a case report on a 51-year-old patient who had been in a motorcycle accident and has a history of herpes, hepatitis, insulin-dependent diabetes and persistent recurrent tooth decay. The patient's remaining teeth

*'The patient was pleased with the results one week after the provisional implants were placed and was still happy with the surgery 12 years later.'*

AD

## Guide to Anatomy

## Guide to Confidence

### Anatomage Guide


- No Nonsense Process
- Fast Turnaround
- Low Flat Rate
- 98% Doctor Satisfaction
- Made in California, USA

Ask us about our Guide Starter Package


info@anatomage.com  
408-885-1474

"I have performed hundreds of guided surgeries and I have worked with several software packages. I came to a conclusion that Anatomage is a company that does everything better. . . All those attributes make Anatomage my choice when it comes to guided dental implant surgery. "

- Dr. Vladimir Polyakov



www.anatomage.com Tel. 408-885-1474 Fax 408-295-9786  
111 N. Market St. #800 San Jose, CA 95113 USA  
For more information please contact info@anatomage.com



## Anatomage

were composed of fractured crowns and older failing implants.

The surgeons removed all of his teeth and old implants followed by the immediate insertions of new implants and stabilizing overdentures. Provisional implants were used for support during healing. Five months later, the interim provisional implants and prosthesis were removed and fabrication of a final restorative prosthesis was initiated.

Despite the higher risk of implant failure because of his periodontal disease and diabetes, the patient's implants have been in place for 12 years with no complications noted at routine check-ups and cleanings. The patient has been instructed post surgery in proper use of floss threaders, deep-cleaning brushes and an oral irrigator. His daily efforts to practice good oral hygiene improved his overall dental health. The patient was pleased with the results one week after the provisional implants were placed and was still happy with the surgery 12 years later. Little care and maintenance of the prostheses have been necessary.

The authors concluded that in this case the prostheses have been effective, predictable, and reliable. They contend that such positive results were only possible because the patient changed his at-home oral care preventing plaque buildup and disease.

Full text of the article "Twelve-year clinical and radiological results of a maxillary and mandible implant-retained bar overdentures carried out on oxidized (TiUnite) replace select implants: A clinical case," Journal of Oral Implantology, Vol. 39, No. 6, 2013, is now available at [www.joionline.org/doi/full/10.1563/AID-JOI-D-12-00311](http://www.joionline.org/doi/full/10.1563/AID-JOI-D-12-00311).

#### About Journal of Oral Implantology

The Journal of Oral Implantology is the official publication of the American Academy of Implant Dentistry. It is dedicated to providing valuable information to general dentists, oral surgeons, prosthodontists, periodontists, scientists, clinicians, laboratory owners and technicians, manufacturers and educators. The JOI distinguishes itself as the first and oldest journal in the world devoted exclusively to implant dentistry. For more information about the journal or society, visit [www.joionline.org](http://www.joionline.org).



PEOPLE HAVE PRIORITY



Let our new products tackle  
your toughest procedure



IA-400



Mini LED +

Now available from your dental supplier or via [wh.com/na](http://wh.com/na)



# Planmeca makes strategic investment in E4D Technologies

Planmeca, the world's largest privately owned dental imaging company and equipment manufacturer, announced recently that it has made a non-controlling, strategic investment in E4D Technologies, LLC, developer of the E4D CAD/CAM Restorative System.

This strategic investment reinforces Planmeca's ongoing commitment to help dental providers improve patient care by offering a comprehensive portfolio of integrated digital dental solutions for dentists

and dental laboratories.

Planmeca will co-develop CAD/CAM products with E4D Technologies and offer these products in North America under the brand names Planmeca PlanScan-E4D Technologies and PlanMill-E4D Technologies. Henry Schein Inc. will continue to be the exclusive distributor in the United States, Canada, Australia and New Zealand.

In addition, Planmeca will expand distribution of the E4D system to more than 120 additional international markets un-

der the Planmeca PlanScan and PlanMill brands. In certain other markets, the E4D brand will remain in use.

"Planmeca's investment in E4D Technologies offers us an opportunity to grow our company globally," said Dr. Gary Severance, chief marketing officer for E4D Technologies. "In addition, Planmeca has been a market leader in extra-oral digital imaging for many years, and we look forward to furthering the seamless integration of our CAD/CAM platform with the additional

digital solutions offered by Planmeca. Our customers will benefit from the combination of these unique and innovative products and services."

Under the new agreement, Planmeca joins the partnership of Henry Schein and Ivoclar Vivadent, which have been strategic equity partners in E4D Technologies since 2007, along with certain members of E4D Technologies' senior management team.

## About Planmeca Oy, Planmeca Group

Planmeca Oy is one of the world's largest dental equipment manufacturers with products distributed in more than 120 countries worldwide. Headquartered in Helsinki, Finland, the company is a global leader in many fields of dental technology, with a product range covering digital dental units, world-class 2-D and 3-D imaging devices and comprehensive software solutions. Planmeca is also the largest privately held company in the field of dental equipment, with a strong commitment to pioneering in-house research and development and design. More information is available at [www.planmeca.com](http://www.planmeca.com).

## About E4D Technologies

Headquartered in Richardson, Texas, E4D Technologies is a high-tech medical device company focused on 3-D digitizing applications, successful entrepreneurship and commercialization of new technologies. The company has taken the dental profession to a higher level of productivity, patient comfort and convenience with its E4D CAD/CAM restorative systems and restorative software solutions for dental offices, laboratories and teaching institutions. More information is available at [www.e4d.com](http://www.e4d.com).


## About Henry Schein Inc.

Henry Schein Inc. (NASDAQ:HSIC) is the world's largest provider of health-care products and services to office-based dental, animal health and medical practitioners. The company also serves dental laboratories, government and institutional health care clinics and other alternate care sites. A Fortune 500® company and a member of the NASDAQ 100® Index, Henry Schein employs nearly 16,000 Team Schein members and serves nearly 800,000 customers. For more information, visit the Henry Schein Web site at [www.henryschein.com](http://www.henryschein.com).

## About Ivoclar Vivadent

Ivoclar Vivadent, headquartered in Schaan, Liechtenstein, is one of the world's leading manufacturers of innovative material systems for high-quality dental applications. The company's success is based on a comprehensive portfolio of products and systems, strong research and development capabilities and a commitment to training and further education. The company has wholly owned subsidiaries in 24 countries, and it employs more than 3,000 people worldwide. More information is available at [www.ivoclarvivadent.com](http://www.ivoclarvivadent.com).

AD



**BOOTH # 1232**  
March 6 - 8, 2014 - Seattle, Washington  
Prices valid through 3-31-14

**New Innovative Flexible Periotome Kit**

- \$1300** Flexible Periotome-Straight **\$120**
- \$1300C** Flexible Periotome-Curved **\$120**
- \$1301** Root Extractor **\$120**
- \$1259** Cassette **\$90**

**\*3pc Instruments with cassette**

**PiezoART II**

- 1 LED Handpiece
- 12 Tips of your choice
- 2 Year warranty on unit
- 1 Year warranty on handpiece

**\$6,000**  
original price \$7,500  
**SAVE 20%**

**Salama Extraction Kit**

- 5 pc extraction kit
- Titanium handles with diamond coated tips


**\$399**  
original price \$499  
**SAVE 20%**

**NEW Design Tips \$120 each**

- BM-UI1** Tip Ball Ø1.6mm
- BM-UI8** Tip Ball Ø1.6mm
- BM-UI9** Tip Ball Ø2.8mm

**Trumpet Tips with Serration \$150 each**

- BM-SL3S**
- BM-SL5S**



**Collagen Membrane Buy 3 Get 1 FREE**

Product	REF	Size (mm)	Price
Collagen Membrane	DCM1020	10 x 20	\$85.00
	DCM1520	15 x 20	\$120.00
	DCM2030	20 x 30	\$155.00
	DCM3040	30 x 40	\$240.00

Easy manipulation    Dual-sided usage    Barrier function lasting for 6 months

**Vista Tunneling Kit**  
(Includes :VISTA-1, VISTA-2, VISTA-3, VISTA-4, VISTA-5 & Cassette)  
Designed by Dr. Homa Zadeh

- Vista-1 \$1235T**
- Vista-2 \$1234T**
- Vista-3 \$1233T**
- Vista-4 \$1232T**
- Vista-5 \$1236T**

**New Piezo Tips**

**AXESS Precision Piezo Tips Set Fissured Osteotomy Tips**  
These Tips are comparable with Piezo Surgery® Unit

**SET PRICE \$730**

- BM-NJ15U** 1.5 mm **\$150**
- BM-NJ15L** 1.5 mm **\$150**
- BM-NJ20U** 2.0 mm **\$150**
- BM-NJ20L** 2.0 mm **\$150**
- BM-NJ30U** 3.0 mm **\$150**
- BM-NJ30L** 3.0 mm **\$150**
- BM-PIN15** 1.5 mm **\$30**
- BM-PIN20** 2.0 mm **\$30**
- BM-PIN30** 3.0 mm **\$30**

**DS1012 \$100**  
Tip Holder  
**33% Savings**  
Reg. 1,090

LA Office: 9287 Ninth St. Rancho Cucamonga, CA 91730  
NY Office: 1060 Main St. Suite 303A River Edge, NJ 07661  
Toll Free: 877-373-8904  
[www.dowelldentalproducts.com](http://www.dowelldentalproducts.com)



# Popcorn kernels, hard candy or ice...no worries!



## BruxZir® Solid Zirconia Full-Arch Implant Prosthesis

**\$2,795\***

*Includes all components*

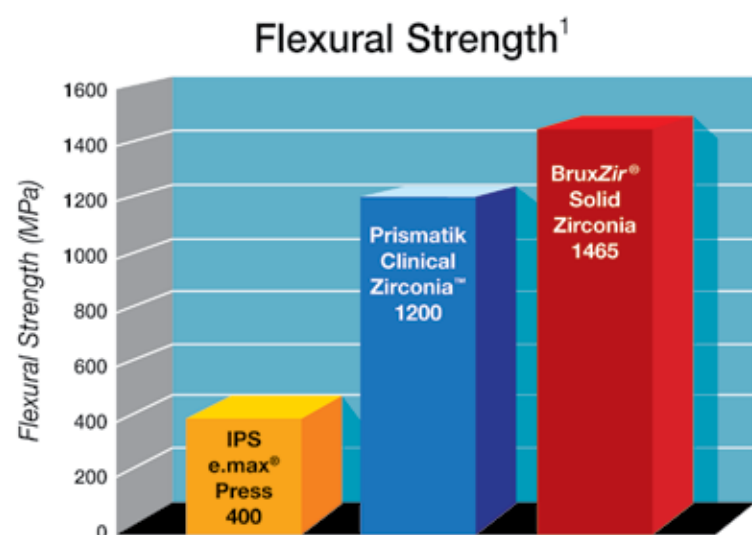


**Our toughest  
implant-supported  
restoration ever!**



Go online to [www.bruxyzir.com](http://www.bruxyzir.com) to view or download the step-by-step clinical protocol

***"It's better because it's BruxZir."***



Lithium disilicate ceramic has 400 MPa while zirconia materials exhibit a flexural strength of more than 1200 MPa. However, because of post-powder processing, BruxZir Solid Zirconia exceeds that strength threshold, with flexural strengths up to 1465 MPa.

1. Glidewell Laboratories internal data

2. Clinicians Report, TRAC Research, June 2012

- **STRENGTH:** Solid zirconia — no porcelain overlay, denture teeth or acrylics, just 1,465 MPa BruxZir Solid Zirconia
- **DURABILITY:** No color changes, no odor absorption, no metal frame
- **BIOCOMPATIBILITY:** Solid zirconia is hypo-allergenic and has been shown in clinical studies to be wear compatible with enamel<sup>2</sup>
- **7-YEAR WARRANTY:** If material damage occurs, a free replacement is provided from the stored digital design data

\*Price does not include multi-unit abutments, shipping or applicable taxes.

**For more information**

**888-786-2177**

[www.glidewelldental.com](http://www.glidewelldental.com)



**GLIDEWELL  
LABORATORIES**

*Premium Products - Outstanding Value*



# • AO, Page 1

March 6–8 in Seattle, as well as our other educational and professional initiatives such as regional training and consensus conferences. We offer continuing education and actionable advice for all clinicians who perform implant dentistry. All told, AO comprises 6,000 members from 70 countries, including periodontists, oral surgeons, prosthodontists and general dentists.

- Our focus on evidenced-based research, which is presented at our medical meetings and in our International Journal of Oral & Maxillofacial Implants (JOMI).

- Our role as a nexus where specialists and general dentists come together to share best practices and coordinate optimal patient care. Whether general dentists are performing dental implants, referring to specialists or performing long-term maintenance, they are part of the clinical team and need to be knowledgeable about implant dentistry.

## AO clinical guidelines

AO published in 2008 its first set of clinical guidelines focused on dental implants. The purpose of the guidelines was to establish guidance based on the provision of patient care and the results of AO's 2006 Consensus Conference on the State of the Science on Implant Dentistry.

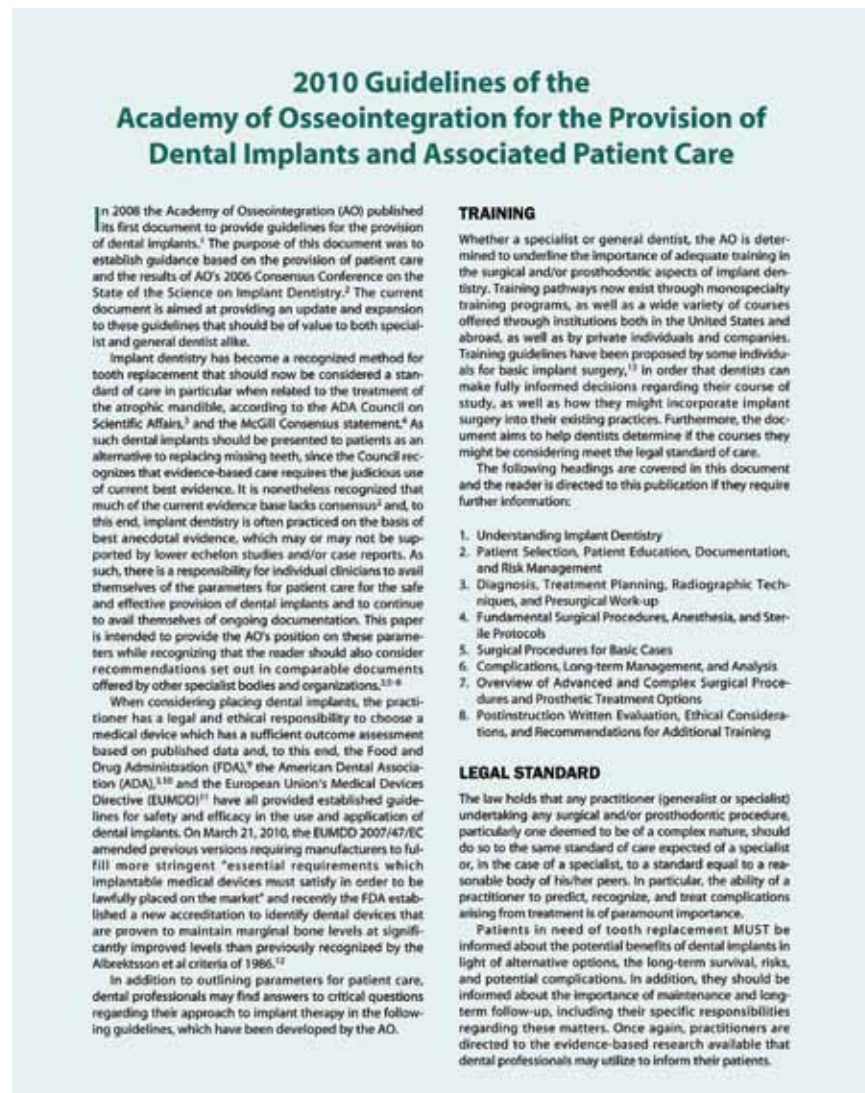
In 2010, AO updated the guidelines to provide an update and expansion of its recommendations for safe and effective implant dentistry. The Academy's "Guidelines for the Provision of Dental Implants and Associated Patient Care," which were published in JOMI, are available to download in their entirety via AO's home page at [www.osseo.org](http://www.osseo.org).

Highlights of AO's guidelines include:

- **Training:** Whether a specialist or general dentist, AO is determined to underline the importance of adequate training in the surgical and/or prosthodontic aspects of implant dentistry. Training pathways now exist through monospecialty training programs, as well as a wide variety of courses offered through institutions both in the United States and abroad, and by private individuals and companies.

Training must be comprehensive enough to not only meet legal standards of care, but also to ensure optimal patient outcomes and maintain a positive public image of implant dentistry. At minimum, clinicians who place, restore and/or maintain dental implants should be well-versed in implant dentistry techniques, technologies and best practices for basic to complex cases; diagnosis and clinical care plans; patient selection and education; surgical protocols; minimizing risk and treating complications; ethical considerations; and maintenance and long-term management. In addition, because the field of implant dentistry is always advancing and changing, clinicians must be committed to ongoing training and education.

- **Legal standard:** The law holds that any practitioner (generalist or specialist) undertaking any surgical and/or prosthodontic procedure, particularly one deemed to be of a complex nature, should do so to the same standard of care expected of a specialist; or in the case of a specialist, to a standard equal to a reasonable body of his/her peers. In particular, the ability of a practitioner to predict, recognize and treat complications arising from treatment is of paramount importance.



Full copies of the Academy of Osseointegration's guidelines are available for download at [www.osseo.org](http://www.osseo.org).

- **Therapeutic goal:** Implant dentistry should be a restoratively driven therapy whereby the therapeutic goal determines the treatment plan and subsequent surgical placement of dental implants. Assisting in the ongoing maintenance of the remaining intraoral and perioral structures and tissues remains part of the therapeutic goal.

- **Pretreatment considerations:** It is important to emphasize that the need for a dental implant is a prosthodontic diagnosis and the prescription of a dental implant is part of a restorative treatment plan. This will involve a number of stages, which can be distilled into the following headings:

- Appropriate medical and dental history

- Thorough intra- and extra-oral examination

- Appropriate radiographic examination and any other relevant investigations

- Provision of a comprehensive report, treatment plan (including schedule) and estimate of treatment cost

- **Diagnostics:** The following aids are recommended for use in reaching a pre-surgical diagnosis to assist in determining the complexity of the case as well as the number, location, type and angulation of the implants and abutments to be placed:

- Mounted diagnostic casts
- Imaging techniques
- Radiographic guides and templates
- Computerized planning software

- **The at-risk patient:** Possible contraindications to implant therapy and risk factors for implant failure include: smoking, diabetes, periodontal disease, osteoporosis and certain types of radiotherapy.

- **Implant placement:** The surgical approach should be based on the pretreat-

ment evaluation and the type of implants and/or graft procedure to be utilized. The surgical risk should be assessed and classified according to the Surgical Classification System (scale 1 to 4) as set out in the "Parameters of Patient Care" document of the American Association of Oral and Maxillofacial Surgeons (AAOMS).

- **Grafting procedures:** For the purposes of classification, grafting can be categorized as dentoalveolar or anatomical.

- **Postoperative management:** It is a central requirement in all patient care documents that a patient be provided appropriate instructions for postoperative care. These instructions may be verbal, but a written, individualized, instruction sheet is recommended with information on bleeding, pain control, swelling, the need for antibiotics, the use of chlorhexidine or similar mouthwashes, etc.

- **Prosthodontic considerations:** Implant dentistry is a restoratively driven therapy, and as such, the prescription of implants will have been taken in light of all other prosthetic considerations — including an evaluation of the preexisting condition of teeth adjacent to edentulous spans, alternative methods of tooth replacement, and the condition of the soft tissues which may be critical to the anticipated results.

- **Management of implant and peri-implant tissues:** Periodic evaluation of implants is a requisite component of patient care. The responsibility to perform this evaluation falls on the providing clinician(s). In the case of a team approach, an agreement should be in place as to whether one or both members of the team (i.e., surgeon and/or prosthodontist or general dentist) will follow the patient.

Recall appointments should involve a careful examination of the suprastruc-

ture, the surrounding peri-implant tissues, and an assessment made of the patient's oral hygiene.

Considerations recommended by the American Academy of Periodontology (AAP) in the evaluation of implants at recall are:

- Oral hygiene status
- Clinical appearance of peri-implant tissues

- Bleeding on probing and/or presence of exudate

- Pocket probing depths and alveolar bone level

- Radiographic appearance of implant, peri-implant bone and alveolar bone levels relative to the implant abutment junction

- Stability of prostheses and assessment of occlusal screws or cement

- Assessment of veneering material for presence of fractures

- Occlusal assessment

- Patient comfort and function

- Assessment of appropriate maintenance intervals

- **Outcomes assessment:** The desired outcome of successful implant therapy is not only the achievement of the therapeutic goal but also the maintenance of a stable, functional and esthetically acceptable tooth replacement for the patient.

While AO's guidelines provide information and recommendations, they are not intended to be all-inclusive. Clinicians also should consider recommendations set out in comparable documents offered by other specialist bodies and organizations.

As with any specialty, new studies and recommendations regarding implant dentistry are always evolving. As such, AO constantly evaluates emerging research, technology and techniques to ensure its members have the most important and timely information to apply in their practices.

AO is focused on providing objective, unbiased clinical information and providing its members the valuable tools and qualifications they need to succeed with implant dentistry. Implant dentistry has changed significantly since its inception and will continue to evolve — and it's important that we change with the times, too.

## About the author

**STEPHEN L. WHEELER, DDS**, board-certified oral and maxillofacial surgeon, earned his undergraduate degree from Stanford University in 1974 and completed his

postgraduate and residency training at the University of Southern California School of Dentistry, graduating in 1981. He specializes in the field of

implant reconstruction, which presently involves 80 percent of his time. During the past 30 years, he has placed thousands of implants of various types on patients of all ages and has become an international lecturer on grafting and implant placement. Wheeler is the president of the Academy of Osseointegration ([www.osseo.org](http://www.osseo.org)) until the AO 29th Annual Meeting in March, at which time he will assume the role of immediate past president.








## No software investment

Live one-on-one web conferencing with a MCENTER specialist puts you in control of your case through shared screen technology



## Surgical Kits

Innovative keyless instrumentation allows for simple access and versatility for a fully guided procedure.



## Unique open design

surgical template allows for optimal irrigation and excellent line of sight



## FOR THE ULTIMATE GUIDED PROCEDURE MAKE IT SIMPLE

MCENTER USA is proud to announce MGUIDE, our virtual implant planning and guided implantology system designed to enhance simplicity, accuracy and safety. This efficient system combines modern 3D implant planning with an innovative surgical template and unique keyless surgery kit. The result is a simple guided implantology procedure that benefits the clinician and the patient. To learn more, visit our website: [www.mcenterusa.com](http://www.mcenterusa.com) or call us: **866-797-1333 (toll-free)**

**MIS**<sup>®</sup> USA  
**MCENTER**

