

# DENTAL TRIBUNE

— The World's Dental Newspaper - ASEAN Edition —



New WHO report unveils  
**alarming state of global  
oral health**

ADA announces wellness  
ambassadors to help  
**dentists struggling with  
mental health**

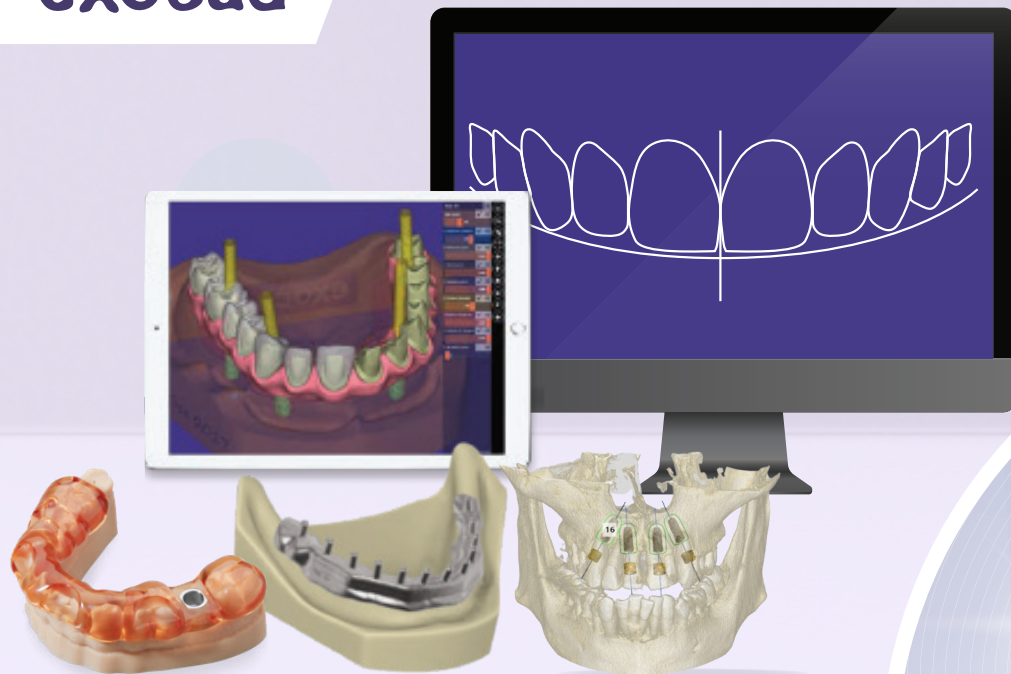
Removable partial dentures  
may **improve mortality among  
partially edentulous adults**

## **In The Hot Seat**

Interview with Ivan Choe,  
**the director of APEX Digital Dental**

# DIGITAL DENTISTRY AT YOUR FINDERTIPS

exocad



TRIO  
CLEAR



MEDIT



# EDITOR'S MESSAGE

**D**igital Dental Cameras is expected to grow at a rate of more than 11% through the year 2023. The dentistry industry is growing at a steady and fast pace as technological tools and information are in demand for the practical spectrum of digital harnessing. As of today, this computer-aided image capturing is deemed a small part of what is meant by "digital dentistry".



Susan Tricia  
Editor

Digital dentistry refers to the use of digital technology in the practice of dentistry. Examples are digital X-rays, 3D imaging, and computer-aided design and manufacturing (CAD/CAM) to create dental restorations. Digital dentistry will probably continue to be integrated into dental practices to improve effectiveness and accuracy, together with the patient experience of dental treatment.

We have APEX for this issue where we interviewed Ivan Choe, the director of Digital Dental APEX talking about their background and mission, and their forte and focus on the dental industry. Ivan also shared with us the challenges that APEX faced in the adoption of 3D printing and also his views on digital dentistry in Malaysia.

Dental Tribune ASEAN will be circulated in dental exhibitions, seminars, and even webinars across ASEAN providing additional mileage for advertisers of the magazine and reaching out to new subscribers. Visit our website at [asean.dental-tribune.com](http://asean.dental-tribune.com) for more updates.

## Malaysia Publishing Partner

FBI Publications (M) Sdn Bhd   
**Addr:** 9-3, Jalan PJU 5/6, Dataran Sunway, 47810, Petaling Jaya, Selangor  
**Tel:** +603-6151 9178  
**Email:** [my@fireworksbi.com](mailto:my@fireworksbi.com)

## International Headquarters

**Publisher and Chief Executive Officer**  
Torsten R. Oemus

**Chief Content Officer**  
Claudia Duschek

**Dental Tribune International GmbH**  
Holbeinstr. 29, 04229 Leipzig, Germany  
**Tel.:** +49 341 4847 4302 | **Fax:** +49 341 4847 4173

**General requests**  
[info@dental-tribune.com](mailto:info@dental-tribune.com)

**Sales requests**  
**ASEAN region:**  
[vanny@asiafbi.com](mailto:vanny@asiafbi.com)  
[asean.dental-tribune.com](http://asean.dental-tribune.com)

**International:**  
[mediasales@dental-tribune.com](mailto:mediasales@dental-tribune.com)  
[www.dental-tribune.com](http://www.dental-tribune.com)

## Publisher

FBI Publications (M) Sdn. Bhd.

## Marketing Communication

Nur Izyan binti Dzulkifli  
[izyandzul@fireworksbi.com](mailto:izyandzul@fireworksbi.com)

## Publication Manager

Vanny Lim  
[vanny@fireworksbi.com](mailto:vanny@fireworksbi.com)

## Assistant Editor

Atthira Zawana  
[atthirah@fireworksbi.com](mailto:atthirah@fireworksbi.com)

## Creative Designer

Muhammad Fadzil  
[design@fireworksbi.com](mailto:design@fireworksbi.com)

## Board of Directors

Kenny Yong  
 Susan Tricia

## Official Magazine of



## Disclaimer

Material from Dental Tribune International GmbH that has been reprinted or translated and reprinted in this issue is copyrighted by Dental Tribune International GmbH. Such material must be published with the permission of Dental Tribune International GmbH. *Dental Tribune* is a trademark of Dental Tribune International GmbH. All rights reserved. © 2022 Dental Tribune International GmbH. Reproduction in any manner in any language, in whole or in part, without the prior written permission of Dental Tribune International GmbH is expressly prohibited. Dental Tribune International GmbH makes every effort to report clinical information and manufacturers' product news accurately but cannot assume responsibility for the validity of product claims or for typographical errors. The publisher also does not assume responsibility for product names, claims or statements made by advertisers. Opinions expressed by authors are their own and may not reflect those of Dental Tribune International GmbH.

Dental Tribune International GmbH, FBI Publications (M) Sdn Bhd nor its affiliated entities make any promises, implied or otherwise, about the fitness of any technique, piece of equipment, or material for a particular purpose.

Dental Tribune International GmbH, FBI Publications (M) Sdn Bhd, or its affiliated entities will not be liable for any damages of any kind or loss of profits that might arise from information found in this magazine regardless of whether Dental Tribune International GmbH has been advised of the possibility of such damages.

The material contained in this magazine is offered as information only and should not be used to replace any practice, financial, accounting, legal, or other professional advice that users might obtain from their own professional advisors.

Information in this magazine should not be substituted for the individual judgment brought to each clinical situation by a patient's dental practitioner. The techniques and opinions presented on this site reflect the science of dentistry at a particular point in time, and users should be aware that continued research on these topics may provide new knowledge or recommendations.

Dental Tribune International GmbH and FBI Publications (M) Sdn Bhd does not necessarily endorse the non-Dental Tribune International resources that may appear or be referenced in this magazine and offer no guarantee about the products or services they may provide.

Some sections in this magazine are published by separate organizations or entities, which are solely responsible for their content. Statements appearing in those portions are not necessarily endorsed by Dental Tribune International GmbH, FBI Publications (M) Sdn Bhd, or any of its subsidiaries. Also, Dental Tribune International GmbH and FBI Publications (M) Sdn Bhd does not offer any guarantee with respect to the accuracy of any items or claims contained therein.

Dental Tribune International GmbH and FBI Publications (M) Sdn Bhd does not, via this magazine or any of its affiliated media, encourage dentists to make any particular business decision based on issues addressed herein. Business decisions and decisions about individual patients and methods of practice are personal decisions, and the responsibility for these decisions rests upon the shoulders of the attending dental practitioner.

# CONTENTS

## Clinical news

**6**  
Study offers new insight into diversity and prevalence of bacteria in oral infections

**8**  
Removable partial dentures may improve mortality among partially edentulous adults

## World news

**9**  
Dentistry scrapes through thirdquarter check-up

**13**  
New WHO report unveils alarming state of global oral health

**14**  
New Zealand increases dental grant after 25 years

## Innovations

**15**  
Introducing Dentaverse, a virtual reality platform that is changing the future of dentistry

**18**  
Artificial Intelligence-based tele-dentistry programme gives housebound seniors access to dental care

## Regional news

**20**  
While Healthier SG's emphasis on chronic diseases, Singapore's health minister highlights the importance of dental care

**21**  
Medit Corp. has chosen MBK partners as its winning bidder

**22**  
Indonesia now has access to OneSmile aligners

**24**  
IDEC to hold its third edition in 2023

**25**  
The 'One Family One Professional' initiative by YAN aims to create 300 doctors in 5 years

## In the hot seat

**26**  
Interview with Ivan Choe, the Director of APEX Digital Dental



## Business

**30**  
ADA announces wellness ambassadors to help dentists struggling with mental health

**31**  
Excessive bleeding: ADA highlights importance of medical history taking in dentistry

**32**  
From a small shop in Queens to a global partner: Henry Schein celebrates its 90<sup>th</sup> anniversary

**36**  
Stock in major clear aligner companies slides as shipments fall short

# PHILIPPINES' INTERNATIONAL EXHIBITION ON HOSPITAL, LABORATORY, PHARMACEUTICAL, MEDICAL EQUIPMENT & SUPPLIES

# PHIL DENTAL 2023

CO-LOCATED WITH

PHIL MEDICAL EXPO 2023  
The 6<sup>th</sup> Edition of

Singapore Companies are Entitled Up to

**70% SUBSIDIES**



# 23-25 AUGUST 2023

**SMX**  
CONVENTION CENTER  
MANILA

SMX CONVENTION CENTER MANILA,  
MALL OF ASIA COMPLEX,  
PASAY CITY, PHILIPPINES

## "Penetrate Philippines' massive dental industry"

**A MASSIVE AREA OF MORE THAN 5,000sqm**

Supported by:

 Polish Investment & Trade Agency  
PFR Group



 中菲医疗技术交流协会  
Phil-Chi Medical Technology Exchange Association

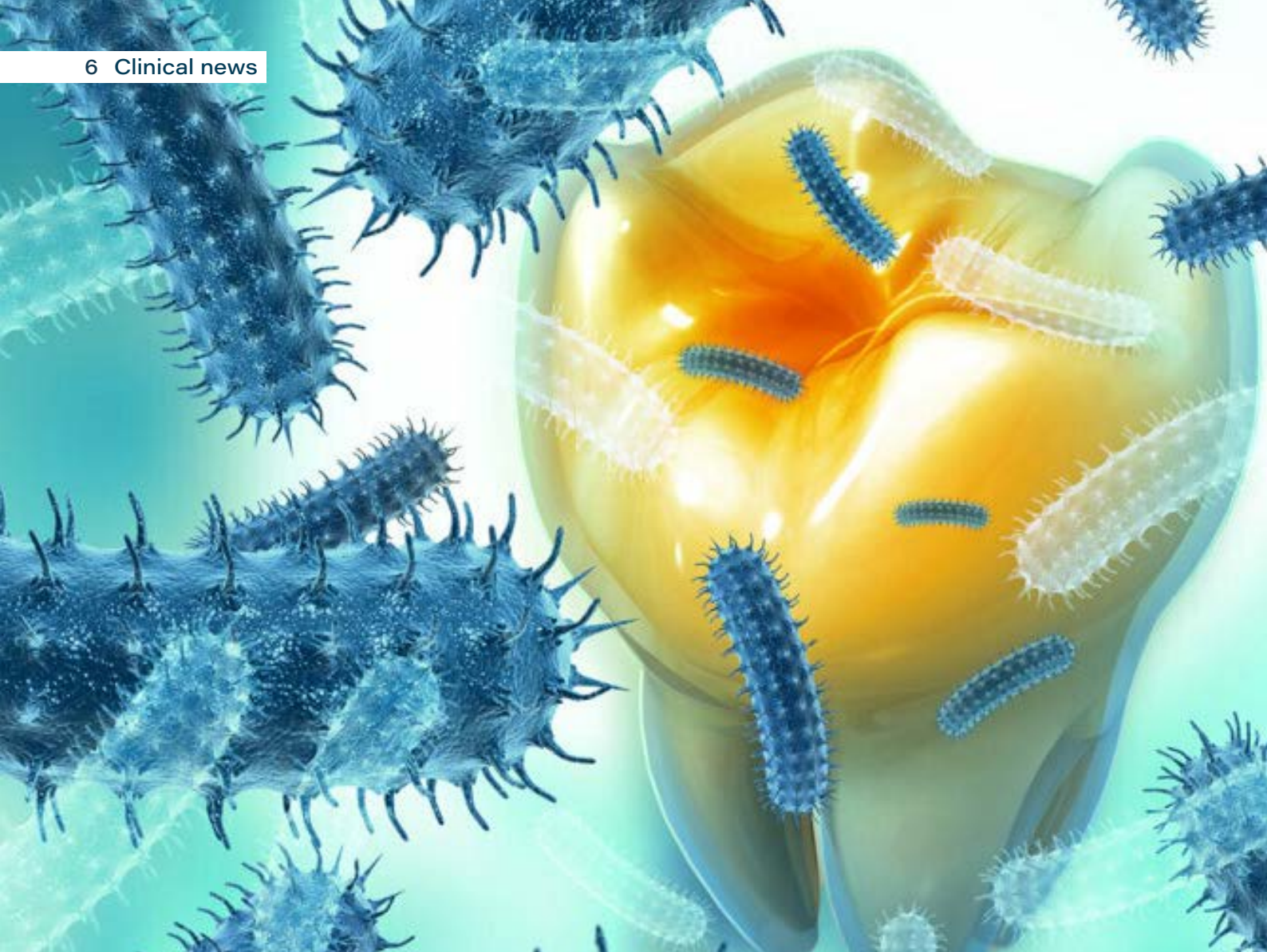


Organized by:

**FIREWORKS**  
EXHIBITIONS AND CONFERENCES  
Since 2008 

[www.philmedical.com](http://www.philmedical.com)

Fireworks Trade Exhibitions & Conferences Philippines, Inc.



*The study was financed by the Swedish Research Council, the Swedish Cancer Society and the Centre for Innovative Medicine. (Image: crystal light/Shutterstock)*

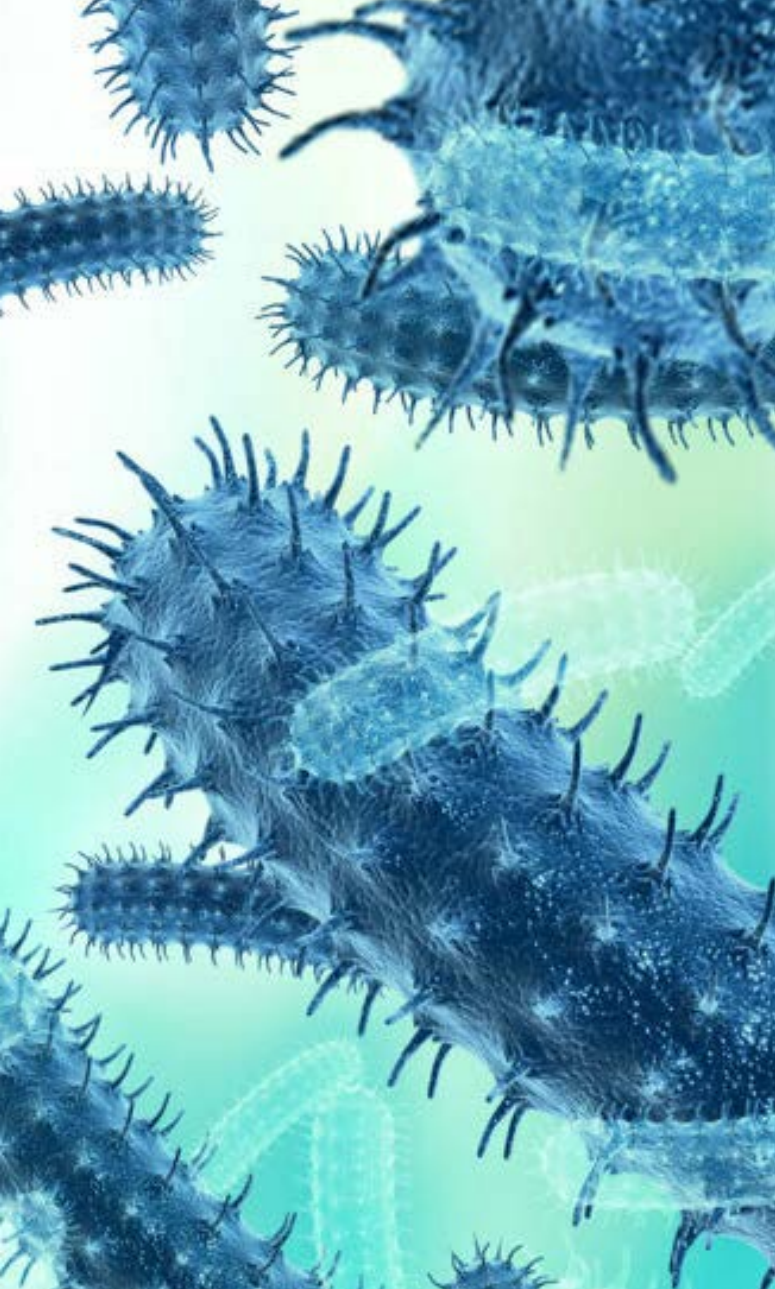
# Study offers new insight into diversity and prevalence of bacteria in oral infections

By Iveta Ramonaite, Dental Tribune International

Mounting evidence suggests that oral infections can affect the course and pathogenesis of systemic diseases and are an emerging challenge for healthcare, which is why it is crucial to detect and monitor severe oral infections and oral bacteria. Since only few longitudinal studies have identified which bacteria occur in infected oral and maxillofacial regions, in a recent study, researchers from Karolinska Institutet in Sweden identified the bacteria typically found in severe oral infections and determined emerging oral microbiota trends. They hope that the findings can provide more insight into the link between oral bacteria and other diseases.

In their study, the researchers from Karolinska Institutet examined samples from patients with severe oral infections, mainly dental abscesses and jaw osteomyelitis. They collected these samples between 2010 and 2020 at Karolinska University Hospital and produced a list of the most common bacteria. The study included a total of 1,014 samples, which were analysed using a mass-spectrometric method called MALDI-TOF that helps to quickly identify individual living bacteria.

A total of 102 bacteria species were reported during the entire study period, with a range of one to seven species per sample.



Prof. Margaret Sällberg Chen. (Image: Stefan Zimmerman)

commented. “The finding isn’t only of importance to dental medicine, it also helps us understand the role of dental infection in patients with underlying diseases. If a certain bacterium infects and causes damage in the mouth, it’s very likely that it can be harmful to tissues elsewhere in the body as the infection spreads,” she added.

Since the study was a single-centre epidemiological study, larger studies are needed to ensure the validity of the results. “We now hope that dentists will collaborate with clinical microbiology laboratories more to gain a better understanding of the bacteria that cause dental infections, to improve diagnostics and therapeutic management of oral infections,” said Dr Volkan Özenci, adjunct professor of clinical bacteriology in the Department of Laboratory Medicine at the institute.

The study, titled “Clinical microbial identification of severe oral infections by MALDI-TOF mass spectrometry in Stockholm County: An 11-year (2010 to 2020) epidemiological investigation”, was published online on 24 November 2022 in *Microbiology Spectrum*, ahead of inclusion in an issue.

“We’re reporting here, for the first time, the microbial composition of bacterial infections from samples collected over a ten-year period in Stockholm County,” Prof. Margaret Sällberg Chen from the Department of Dental Medicine at Karolinska Institutet said in a press release. “The results show that several bacterial infections with link to systemic diseases are constantly present and some have even increased over the past decade in Stockholm.”

The researchers found that the most common bacterial phyla among the samples were *Firmicutes* (51%), *Bacteroidetes* (19%), *Proteobacteria* (12%) and *Actinobacteria* (5%). Additionally, the most common genera were *Streptococcus* spp. (36%), *Prevotella* spp. (18%) and *Staphylococcus* spp. (11%). Finally, the researchers also noted a significant trend in the increase of some bacteria, for example *Streptococcus anginosus* and *Eikenella corrodens*, during the duration of the study. The levels of other bacteria increased minimally or remained unchanged.

“Our results provide new insight into the diversity and prevalence of harmful microbes in oral infections,” Prof. Chen



Dr Volkan Özenci. (Image: Stefan Zimmerman)

# Removable partial dentures may improve mortality among partially edentulous adults

By Iveta Ramonaite, Dental Tribune International



*New research has highlighted the effectiveness of removable partial dentures in improving the long-term survival rates of patients. However, further research is needed to validate the findings. (Image: Sergii Kuchugurnyi/Shutterstock)*

In a recent study, researchers have examined whether the use of removable partial dentures has an impact on the long-term survival outcomes of partially edentulous adults. They reported that using removable partial dentures may indeed have long-term benefits in reducing mortality among adults with a non-functional dentition but cautioned that further research is needed to validate the findings.

The researchers used data from the Third National Health and Nutrition Examination Survey conducted by the National Center for Health Statistics, a division of the US Centers for Disease Control and Prevention, and linked it to publicly viewable mortality files for the period up to 2019. For the purpose of the study, they included as participants 1,246 partially edentulous adults with fewer than 20 teeth whose use of removable partial dentures and dentition status had been determined by clinical examination.

The findings showed that removable partial denture wearers experienced a 26% increase in survival time. Additionally, the researchers observed that for every 7.5 individuals treated with removable partial dentures, one death would be prevented after ten years of treatment.

Discussing the motivation behind the study, lead author Dr Nasir Zeeshan Bashir, a researcher at the University of Leeds in the UK, told Dental Tribune International: “Although I am a dentist, I also retrained in mathematics and statistics and am very interested in any research where I can utilise my statistical inference skills. I think dentistry has a real lack of research on long-term outcomes, so being able to assess the long-term effect of dentures while using robust statistical methodology was ideal. My colleague Dr Eduardo Bernabé is an epidemiologist who has done previous research in this field, and this research question followed up well on his previous work.”

Commenting on the findings, he added: “Rehabilitation of patients with non-functional dentition could have a substantial impact on these patients, beyond just restoring their dentition.” When asked how exactly removable partial dentures could improve mortality among partially edentulous adults, Dr Bashir explained that the study did not specifically assess why dentures have this effect. However, he noted that a few hypotheses were put forward in the discussion section of the study.

“Firstly, eating a well-balanced diet is difficult when you are lacking many teeth, as fibrous foods like vegetables can be tough to chew. By restoring the dentition, it has been shown that masticatory efficiency increases and, therefore, it may be that these patients with dentures have an improved diet. Secondly, it could be that those patients who wear and use their dentures regularly are well motivated in other aspects of their general health. They might also be more self-confident and lead a less sedentary lifestyle,” he commented.

Although the findings are promising, Dr Bashir cautioned that the results should first be validated in a randomised trial in order to ratify the conclusions about the effectiveness of removable partial dentures.

The study, titled “Removable partial dentures and mortality among partially edentulous adults”, was published online in the November 2022 issue of the *Journal of Dentistry*.





*Two of the most acute problems experienced by major dental companies during the third quarter were shrinking consumer confidence and foreign exchange headwinds owing to a strengthening of the US dollar. (Image: Pop Paul-Catalin/Shutterstock)*

# Dentistry scrapes through thirdquarter check-up

By Jeremy Booth, Dental Tribune International

The cascading effects of Russia's invasion of Ukraine have hobbled global pandemic recovery. Third-quarter reports from the largest dental companies show that patients are thinking twice about some elective treatments and that clinicians are investing less in dental equipment. A strong performance by the Straumann Group helped dentistry through its third-quarter review, however, and milestones such as 14 million Invisalign patients and 90 years at Henry Schein remind us that it is a marathon, not a sprint.

Global player Straumann led the industry in the third quarter with sales of CHF 550.5 million (€560.8 million), representing overall organic revenue growth of 12.2%. Sales

increased by 7.0% (15.1% organic sales growth) in its home region of Europe, the Middle East and Africa (EMEA), by 14.2% (9.1%) in North America and by 8.4% (8.6%) in the Asia Pacific region. The company performed the strongest in Latin America, where sales increased by 25.9%, or by 20.9% on an organic basis.

Sales in Germany were the largest contributor to Straumann's performance in EMEA, and those in Australia, Taiwan and Japan offset a growth slowdown in China and shored up earnings in the Asia Pacific region. In Latin America, powerhouse Brazil provided Straumann with robust demand, followed by Mexico, Columbia and Peru.