

DON'T BE FOOLED BY FAKES

Company stops numerous distributors at IDS 2017 from selling knock-offs of its patented, trademarked mixing tips.

► page A4

**CEMENT FOR ADVANCED RESTORATIVES**

Multisurface luting cement adheres to zirconia, lithium disilicate and other advanced restorative substrates.

► page A5

**IMPLANT TRIBUNE****SEPTEMBER: AAP TO MEET IN BOSTON**

Focus is on 'Navigating the Future of Periodontology.'

► page B1



Researchers' molecule stops caries in lab rats

By Jeff Hansen, UAB News

University of Alabama at Birmingham researchers have created a small molecule that prevents or impedes tooth cavities in a preclinical model. The inhibitor blocks the function of a key virulence enzyme in an oral bacterium, a molecular sabotage that is akin to throwing a monkey wrench into machinery to jam the gears.

In the presence of the molecule, *Streptococcus mutans* — the prime bacterial cause of dental caries — is unable to make the protective and sticky biofilm that allows it to glue to the tooth surface, where it eats away tooth enamel by producing lactic acid.

This selective inhibition of the sticky biofilm appears to act specifically against *S. mutans*, and the inhibitor drastically reduced dental caries in rats fed a caries-promoting diet.

"Our compound is drug-like, non-bactericidal and easy to synthesize, and it exhibits very potent efficacy *in vivo*," the researchers explained in an article in *Scientific Reports*. It is "an excellent candidate that can be developed into therapeutic drugs that prevent and treat dental caries."

About 2.3 billion people worldwide have dental caries in their permanent teeth, according to a 2015 Global Burden of Disease study. Current practices to prevent

cavities, such as mouthwash and tooth brushing, indiscriminately remove oral bacteria through chemical and physical means and have limited success. Caries is the Latin word for rotteness.

"If we have something that can selectively take away the bacteria's ability to form biofilms, that would be a tremendous advance," said Sadanandan Velu, PhD, associate professor of chemistry in the UAB College of Arts and Sciences and a lead researcher in the study.


"This is particularly exciting in the broad sense of targeting microbiota using chemical probes tailored to the specific pathogen within a complex microbial community," said Hui Wu, PhD, professor of pediatric dentistry, UAB School of Dentistry, director of UAB Microbiome Center and a lead investigator in the study.

Wu's expertise is bacteriology and biochemistry, and Velu's is structure-based drug design. Their interdisciplinary study also included researchers from the department of microbiology in the UAB School of Medicine.

Research details

The glucan biofilm is made by three *S. mutans* glucosyltransferase, or Gtf, enzymes. The crystal structure of the GtFC glucosyltransferase is known, and the UAB researchers used that structure to

► See CARIES, page A2



Seen under a microscope, mouse dental enamel treated with acid reveals interwoven mineralized rods that give teeth strength and flexibility. A molecule created by University of Alabama researchers blocks formation of the sticky biofilm that enables *Streptococcus mutans* to attach itself to the tooth surface and eat away the enamel.

Photo/Provided by Olivier Duverger and Maria Morasso, National Institutes of Health

INDUSTRY NEWS**A2-A7**

- NuSmile Ltd., a worldwide leader in pediatric esthetic restorative dentistry, will present the NuSmile Summit for pediatric dentists, Jan. 19-20, in Clearwater Beach, Fla.
- Sulzer Mixpac continues to enforce its rights. Avoid fakes by looking for the candy-color quality seal.
- Envy Self-Etch, Self-Adhesive Cement by Essential Dental Systems: Luting cement adheres to zirconia and other advanced restorative materials.
- New photonic design uniformly distributes high-def light: Designs for Vision LED DayLite Micro HDi headlights optically focus the light from the LED to provide 45 percent more light with uniform distribution.
- Improve your leadership skills today: Being a good dentist doesn't make you a good leader — but mastering these skills can help.

IMPLANT TRIBUNE**B1-B4**

- AAP will be 'Navigating the Future of Periodontology' in Boston in September.
- Periodontal issues may conflict with conception.
- AAID releases preliminary program for its 66th educational conference in San Diego.

AD

MAXIMUM PRECISION

IN UP TO 30% LESS CHAIR TIME

OPTIMAL WORKING TIME

SHORT SETTING TIME

Up to 2-minutes of adjustable working time gives control over the pace of the procedure, while the abbreviated 2-minute thermo-activated set time, saves time and improves patient comfort

V-Posil

Time Optimized VPS Impression System

VOCO

THE DENTALISTS

Call 1-888-658-2584 • www.vocoamerica.com

PRST STD
US Postage Paid
Permit No. 1239
Bellmawr, N.J.

Dental Tribune America
116 West 23rd Street
Suite #500
New York, N.Y. 10011

Summit planned for pediatric dentists

NuSmile Ltd., a worldwide leader in pediatric esthetic restorative dentistry, will present the NuSmile Summit, Jan. 19-20, in Clearwater Beach, Fla. Attendees will be able to create their own schedule by choosing courses that best meet their needs. Attendees can receive up to 16 C.E. credits from courses offered by several of the world's most respected experts in all facets of pediatric dentistry.

"The 2018 NuSmile Summit is designed to help pediatric dentists and general practitioners who treat pediatric patients keep abreast of the latest advances in pediatric dentistry," said Diane Johnson Krueger, NuSmile founder and CEO. "Our topics and speakers have been carefully chosen to enable attendees to take their practices to the next level regarding both treatment and practice management."

"We're very excited about the line-up of distinguished experts we've been able to assemble to lead our seminars, including several directors from the renowned Institute for Pediatric Dentistry," said Mike Loessberg, NuSmile director of sales, U.S. and Canada. "The theme of the NuSmile Summit is 'Bringing You Next-Level Education' to reflect our passion for helping

dentists significantly enhance both the pediatric treatment their practices provide and the productivity and profitability their practices deliver."

One of the Summit's highlights will be the popular "Zirconia REINVENTED" hands-on workshop, in which Dr. David Salar and Dr. David Evans will provide comprehensive training in the art of placing zirconia crowns for every primary tooth. Other treatment courses include "Radiographic Findings of Pediatric Diseases" by Dr. Shailesh Kottal, "Sedation Protocol" by Dr. Steven Wilson and a "New Approaches to Pediatric Pulp Therapy" workshop by Dr. Jessica Lee.

Among the practice-management courses are "Strategies for Practice Growth" by Scott Lauer, "25 Things That Changed My Practice" by Dr. William Waggoner, "Overview of Employment and Compensation Issues" by Brian Colao and "Ready to Start Your Own Practice: Where to Begin?" by Matthew Veatch.

The summit will be at the Grand Wyndham Resort in Clearwater Beach (recently named the "#1 Beach in the U.S." by Trip Advisor). Dentists may preregister at (800) 346-5133 or www.nusmile.com.

About NuSmile

Shortly after its 1991 founding in Houston by Diane Johnson Krueger, NuSmile invented its first esthetic pediatric crown. In the 25 years since, more than 4 million NuSmile crowns have been used in restorations.

The company's offerings include the NuSmile ZR Zirconia crown system with Try-In crowns to prevent saliva/blood contamination and NuSmile BioCem® BioActive Cement for exceptional bond strength and handling; NuSmile Signature Preveneered crowns; NuSmile SSC Pre-contoured crowns; and NuSmile NeoMTA® pulp therapy medicament.

According to the company, NuSmile prides itself on customer care, commitment to research and support of the American Academy of Pediatric Dentistry, International Association of Pediatric Dentistry, Canadian Academy of Pediatric Dentistry/Académie Canadienne de Dentisterie Pédiatrique, the Institute for Pediatric Dentistry and other organizations dedicated to the dental care of children and the dentists who serve them.

(Source: NuSmile)

← CARIES, page A1

screen — via computer simulations — 500,000 drug-like compounds for binding at the enzyme's active site.

Ninety compounds with diverse scaffolds showing promise in the computer screening were purchased and tested for their ability to block biofilm formation by *S. mutans* in culture. Seven showed potent, low-micromolar inhibition, and one, #G43, was tested more extensively.

#G43 inhibited the activity of enzymes GtfB and GtfC, with micromolar affinity for GtfB and nanomolar affinity for GtfC. #G43 did not inhibit the expression of the gtfC gene, and it did not affect growth or viability of *S. mutans* and several other oral bacteria tested. Also, #G43 did not inhibit biofilm production by several other oral streptococcal species.

In the rat model of dental caries, animals on a low-sucrose diet were infected with *S. mutans* and their teeth were treat-

ed topically with #G43 twice a day for four weeks. The #G43 treatment caused very significant reductions in enamel and dentinal caries.

"In conclusion," Wu and Velu wrote in their paper, "using structure-based design, we have developed a unique low-micromolar biofilm inhibitor that targets *S. mutans* Gtfs through binding to key virulence factors, Gtfs."

Co-authors with Wu and Velu in the paper, "Structure-based discovery of small

molecule inhibitors of cariogenic virulence," are Qiong Zhang, Zhang Hua and Jing Zou, UAB department of pediatric dentistry; Bhavitavya Nijampatnam and Thao Nguyen, UAB department of chemistry; and Xia Cai and Suzanne M. Michalek, UAB department of microbiology.

Funding came from National Institute of Dental and Craniofacial Research grants RO1DE022350 and RO3DE025058, and National Natural Science Foundation of China grant 81400502.

'Successful development of this selective lead inhibitor in the dental setting offers a proof of concept that selective targeting of keystone bacteria is promising for the design of new treatments.'

DENTAL TRIBUNE

The World's Dental Newspaper - US Edition

PUBLISHER & CHAIRMAN

Torsten Oemus t.oemus@dental-tribune.com

PRESIDENT & CHIEF EXECUTIVE OFFICER

Eric Seid e.seid@dental-tribune.com

GROUP EDITOR

Kristine Colker k.colker@dental-tribune.com

EDITOR IN CHIEF DENTAL TRIBUNE

Dr. David L. Hoexter feedback@dental-tribune.com

MANAGING EDITOR U.S. AND CANADA EDITIONS

Robert Selleck r.selleck@dental-tribune.com

MANAGING EDITOR

Fred Michmershuizen
fmichmershuizen@dental-tribune.com

MANAGING EDITOR

Sierra Rendon s.rendon@dental-tribune.com

PRODUCT/ACCOUNT MANAGER

Humberto Estrada h.estrada@dental-tribune.com

PRODUCT/ACCOUNT MANAGER

Maria Kaiser m.kaiser@dental-tribune.com

PRODUCT/ACCOUNT MANAGER

Jordan McCumbee j.mccumbee@dental-tribune.com

CLIENT RELATIONS MANAGER

Leerol Colquhoun l.colquhoun@dental-tribune.com

EDUCATION DIRECTOR

Christiane Ferret c.ferret@dtstudyclub.com

Tribune America LLC

116 West 23rd St., Ste. #500
New York, N.Y. 10011
(212) 244-7181

Published by Tribune America

© 2017 Tribune America LLC. All rights reserved.

Dental Tribune strives to maintain the utmost accuracy in its news and clinical reports. If you find a factual error or content that requires clarification, please contact Managing Editor Robert Selleck at r.selleck@dental-tribune.com.

Dental Tribune cannot assume responsibility for the validity of product claims or for typographical errors. The publisher also does not assume responsibility for product names or statements made by advertisers. Opinions expressed by authors are their own and may not reflect those of Tribune America.

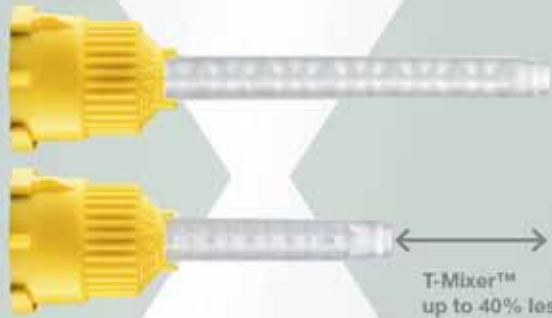
EDITORIAL BOARD

Dr. Joel Berg
Dr. L. Stephen Buchanan
Dr. Arnaldo Castellucci
Dr. Gorden Christensen
Dr. Rella Christensen
Dr. William Dickerson
Hugh Doherty
Dr. James Doundoulakis
Dr. David Garber
Dr. Fay Goldstep
Dr. Howard Glazer
Dr. Harold Heymann
Dr. Karl Leinfelder
Dr. Roger Levin
Dr. Carl E. Misch
Dr. Dan Nathanson
Dr. Chester Redhead
Dr. Irwin Smigel
Dr. Jon Suzuki
Dr. Dennis Tartakow
Dr. Dan Ward

AD

MIXPAC™ T-Mixer

It is so easy to save material.




T-Mixer™
up to 40% less material waste

SULZER

Sulzer Mixpac Ltd
Ruetistrasse 7
9469 Haag, Switzerland

P +41 81 772 20 00
F +41 81 772 20 01

mixpac@sulzer.com
www.sulzer.com



LED WireLess Mini

& NEW LED Micro




DESIGNS FOR VISION introduces

HDi™

High Definition Imaging

PATENT PENDING



without HDi

with HDi

Both with NEW HIGH DEFINITION IMAGING - HDi
Advanced photonic design perfectly images LED for uniform light distribution with 45% more light

AAP

BOOTH

1
0
3
4



LED WireLess Mini

Totally WireLess Headlight -
No wires, no battery pack

Modular Design -
Can be worn on your choice of eyewear

Weights 1 oz.

NEW High Definition Imaging HDi -
Uniform light distribution with maximum intensity

27,000 lux intensity



NEW LED Micro

NEW High Definition Imaging - HDi
Uniform LED light distribution with maximum intensity

Simple One-Touch operation:
60,000 lux high intensity
34,000 lux medium intensity

Robust USB

Lightest weight power pack (2.5 oz.)
with up to 10 hour run time per pack
and low battery indication



SAVE \$200 when you order both loupes and LED DayLite®



1.800.345.4009 | 1.631.585.3300 | info@DesignsForVision.com

DesignsForVision.com @Designs4Vision



Booth
1034



Sulzer continues to enforce its rights



Sulzer's candy-color quality seal and collection of mixing tips. Photos/ Provided by Sulzer Mixpac



By Sulzer Mixpac Staff

Sulzer Mixpac Ltd. operates globally in the field of static mixing tips, cartridges and dispensing devices for the dental sector. In recent times, the company reports, substantially identical copies of the static mixing tips for two-component cartridges and syringes have increasingly been discovered. These copies by other manufacturers are not subject to Sulzer's quality controls and are therefore not covered by its warranty. In the interests of its clients, Sulzer will continue to take legal steps against all such copies.

With its ruling in 2010, the Cologne District Court determined that the mixing tips forming the basis of Sulzer's complaint represent unfair copies of the mixing tips of Sulzer Mixpac Ltd. and result in an avoidable deception with respect

to the commercial origin (Court ref.: 33 O 306/09). This decision was also then confirmed in the second instance by the Cologne Higher Regional Court with its 2011 ruling (Court ref.: 6 U 189/10).

Sulzer has continued to enforce these rights over the years in many dozens of court actions or out-of-court settlements with slavish imitators of its mixing tips. The company has successfully enforced its patent, trademark or other IP rights against certain infringing colored mixing tips in many countries, including Germany, Japan, the U.S. and the U.K.

Despite these measures, in 2016 and 2017 further unfair slavish copies of the mixing tips and/or patent-infringing mixing tips were discovered and action was taken, for example, in Germany. Shortly before the IDS 2017, several distributors of mixing tips infringing EP0885651 in Germany were stopped by accepted court

decisions or out-of-court settlements. In addition, patent infringement actions were filed at the Dusseldorf District Court against three Korean suppliers of mixing tips infringing EP0885651 who were offering them at the IDS 2017: B&E Korea Co., Han Dae Chemical and HDI Inc. All three infringers have now accepted the preliminary injunctions as a final binding decision. In addition, the Korean manufacturer of these patent-infringing mixing tips, Seil Global, has agreed to respect Sulzer's rights worldwide for all members of the patent family for their remaining lifetimes.

In addition, 11 preliminary injunctions due to unfair competition were obtained from the Cologne District Court against various providers of slavish copies of Sulzer's mixing tips during the IDS 2017 by which *inter alia* the offering, advertising and marketing of these copied mixing

tips for the dental sector were prohibited. Furthermore a preliminary injunction from the Dusseldorf District Court was served at IDS 2017 on an exhibitor offering dynamic mixers infringing Sulzer's European patent, EP1943012.

Sulzer is committed to protecting its products. Genuine MIXPAC™ tips can be identified by the MIXPAC name stamped on the retaining ring and the candy-color quality seal.

About Sulzer Mixpac

The 850-employee Sulzer Mixpac is a leading manufacturer and supplier of cartridge-based metering, mixing and dispensing systems and disposable mixers for reactive multicomponent materials. It is part of the Sulzer group international network based in Switzerland with subsidiaries in the U.S., U.K. and China.

AD

STRUGGLING TO STAY AFLOAT?

FIND OUT WHY LVI IS YOUR LIFE SAVER.

Register Now For CORE I **Advanced Functional Physiologic Dentistry**

888.584.3237 • www.lviglobal.com • concierge@lviglobal.com

LVI GLOBAL

**CHANGING DENTISTRY.
CHANGING LIVES.**

Las Vegas Institute for Advanced Dental Studies, LVI Global is an ADA Recognized Provider

ADA CERP is a service of the American Dental Association to assist dental professionals in identifying quality providers of continuing dental education. ADA CERP does not approve or endorse individual courses or instructors, nor does it imply acceptance of credit hours by boards of dentistry.

Concerns or complaints about a CE provider may be directed to the provider or to the Commission for Continuing Education Provider Recognition at ADA.org/CERP.

Approved PACE Program Provider FAGD/MAGD credit. Approval does not imply acceptance by a state or provincial board of dentistry or AGD endorsement. 08-01-15 to 5-31-19. Provider ID# 208412



Envy Self-Etch, Self-Adhesive Cement.
Photos/Provided by Essential Dental Systems

Luting cement adheres to zirconia and other advanced restorative materials

Tack curing, easy cleanup and virtually no post-op sensitivity

Today's dentists can choose between a number of proven restorative materials. There has been a large decline in porcelain fused to metal (PFM) crown restorations in favor of increasingly popular lithium disilicate and zirconia restorations. These newer materials are stronger and more esthetic. However, many practitioners have found that most self-adhesive luting cements do not interact well with these materials and other substrates.

According to Essential Dental Systems Inc., its Envy Self-Etch, Self-Adhesive Cement is a new advancement in multisurface adhesive technology — even solving the problem of adhesion to zirconia. The company describes Envy as a “simple, time-saving, cost-effective, one-step solution.” Envy's chemistry provides tack curing for easy cleanup and ensures virtually no post-op sensitivity, the company asserts.

Clinicians such as Steven Richards, DMD, who has placed more than 100 units with Envy, appreciate the versatility of the cement. Richards, of Cedar Spring Family Dentistry in Spartanburg, S.C., said: “Envy provides more consistent bonding with all zirconia and all ceramics. The ‘Tack-and-Wave’ cleanup is easy for both the dentist and patient, and we have had no reports of post-operative sensitivity.”


Complete information about Envy, as well as a limited-time promotion, are available at www.edsdental.com/envy.

(Source: Essential Dental Systems)



Envy's chemistry provides tack curing for easy clean up and ensures virtually no post-op sensitivity.

Photo/Provided by Essential Dental Systems Inc.



WORK WITH A DEDICATED HEALTHCARE BANKER WHO UNDERSTANDS YOUR BUSINESS.

As a dentist and business owner, you know it's often the little things that make the biggest difference. That's why you're always looking for ways to improve your practice. PNC's dedicated Healthcare Business Bankers can offer you guidance and cash flow tools to help you make your business better. Whether you're managing payables and receivables, purchasing new equipment or expanding your services, talking to a banker who knows your practice is another small change that can make a big impact.

CALL A HEALTHCARE BUSINESS BANKER AT 877-566-1355 • PNC.COM/HCPROFESSIONALS

Banking and Lending products and services, bank deposit products and treasury management services, including, but not limited to, services for healthcare providers and payers, are provided by PNC Bank, National Association, a wholly owned subsidiary of PNC and Member FDIC. Lending and leasing products and services, including card services and merchant services, as well as certain other banking products and services, requires credit approval. All loans and lines of credit are subject to credit approval and require automatic payment deduction from a PNC Bank business checking account. Origination and annual fees may apply. ©2017 The PNC Financial Services Group, Inc. All rights reserved. PNC Bank, National Association. Member FDIC

AD

New photonic design uniformly distributes high-def light

AAP
BOOTH
NO. 1034



High-definition headlamps optically focus the light from the LED to provide 45 percent more light with uniform distribution. Photo/Provided by Designs for Vision

By Designs for Vision Staff

Designs for Vision is introducing an advanced photonic design that provides uniform light distribution with maximum intensity. The patent-pending headlamps optically focus the light from the LED to provide 45 percent more light with uniform distribution.

The new LED DayLite® Micro HDi™ uses the new high-definition imaging in an ultra-lightweight headlight in combination with the new Micro power pack. According to the company, the Micro is the market's lightest and smallest power pack. The complete unit includes two

power packs, and each power pack can run up to 10 hours.

Designs for Vision also has added high-definition imaging to the LED DayLite WireLess Mini HDi, providing a lightweight cordless solution with light intensity comparable to many corded headlamps. You can choose high-definition imaging with either a wired or wireless design to meet your preference, and either HDi headlight will illuminate the entire oral cavity.

Designs for Vision's WireLess headlamps free you from being tethered to a battery pack. The simple modular designs uncouple the headlamps from a specific frame or single pair of loupes.

Prior technology married a cordless light to one pair of loupes via a cumbersome integration of the batteries and electronics into the frame. The compact design of the LED DayLite WireLess headlamps are independent of any frame/loupes.

Designs for Vision is also featuring the "REALITY five-star-rated" Micro 3.5EF Scopes, which use an innovative optical design that reduces the size of the prismatic telescope by 50 percent and reduces the weight by 40 percent — while providing an expanded-field, full-oral-cavity view at 3.5x magnification.

Building on an established award-winning design, the newest addition to the Micro Series line is the Micro 4.5EF

Scopes, which reduce both the size and weight of the telescopes by 44 percent.

New location

Designs for Vision is expanding into a new 67,500 square foot location. Find the new address at www.DesignsForVision.com/move.htm.

You can see the "Visible Difference®" by visiting Designs for Vision in booth No. 1034 at the American Academy of Periodontology meeting, booth No. 611 at the Southwest Dental Conference or booth No. 410 at the Ohio Dental Association meeting — or arrange a visit in your office by contacting the company at (800) 345-4009 or info@dvimail.com.

AD

TWO DAYS THAT WILL CHANGE YOUR LIFE.



TWO DOCTORS WILL SHOW YOU HOW.

Dr. William Dickerson, DDS, FAACD, LVIM, FIAPA, LVIF
Dr. Heidi Dickerson, DDS, LVIM, FIAPA, LVIF

The HOTTEST and most important topics in dentistry are TMD and treating Sleep Breathing Disorders and they will be discussed and what they mean to you, your practice and your future. Don't miss this opportunity to not only change the lives of your patients, but your life as well. Find the passion so many dentists have that has led them to a successful dental practice and successful life.

We guarantee you'll be glad you attended or your money back!



For more information, full schedule and to register
www.lviglobal.com
888.584.3237
concierge@lviglobal.com

COMING TO A TOWN NEAR YOU.
Philadelphia, PA • October 6-7, 2017
Dallas, TX • November 3-4, 2017

EARLY BIRD SPECIAL!
First 20 to Register Will Receive
\$100 Off Registration.

9:00am -4:00pm
2 Day Seminar Doctors: \$995
2 Day Seminar Team: \$495
EARN UP TO 12 CE CREDITS

Improve your leadership skills today

Being a good dentist doesn't make you a good leader — but mastering these 8 skills can

Running a successful dental practice calls on not just your expertise in dentistry but also on your leadership abilities. Being an effective leader will help you focus your staff and your partners on creating and maintaining the kind of dental practice that you can be proud of.

The following eight areas of focus can help practice owners and other dental professionals develop and strengthen leadership skills:

1 *Promote creativity.* When employees are encouraged to express their creativity, they stretch their limits.¹

Foster this by setting staff goals and supporting employees as they work toward those achievements.

2 *Display your passion.* If employees see that you care about your work and your practice, they'll be more likely to care too.²

Let your passion inspire others, and they, in turn, will inspire you.

3 *Listen.* If you don't know what's happening in your practice or among your workers, you can't fix problems or address concerns. Ask questions, check in on staff members in different areas of your practice and find out what's going on. The more you know, the better you'll be able to reach your workers and address their needs.³

4 *Be honest.* If things have gone wrong or are less than perfect in your practice, own up to it and look for ways to improve. Effective leaders don't deny weaknesses and mistakes; they learn from them.⁴

5 *Communicate.* People who work with you need to know what direction things are headed. Be sure employees are informed about changes and developments in the practice, particularly those that affect them.

6 *Be a role model.* If you're asking people to work longer hours, don't clock out early. If you want staff to abide by a new workflow practice, be sure you're taking part.⁵ Build trust by practicing what you preach, and employees may be increasingly receptive to your leadership.

7 *Be positive.* People will likely be more agreeable if they feel your guidance will lead to something good. Be confident about the direction your practice is taking.

8 *Be open.* Every day you have the opportunity to learn something new, either from your surroundings, what you read, what you observe or the people you work with. Being a leader means continuing to grow and change so you can take your practice with you on the journey.

4. www.makeithappennow.org/advice/how-to-develop-your-leadership-skills-and-techniques/
5. www.psychology.about.com/od/leadership/tp/become-a-better-leader.htm

Any third-party trademarks referenced in this article are owned by and are the registered trademarks of their respective third-party owners. There is no affiliation, sponsorship or endorsement relationship between PNC or its affiliates and any such third party.

(Source: PNC Financial Services Group)



By focusing on eight key areas that support your staff and partners, practice owners and other dental professionals can develop and strengthen their leadership abilities.

Graphic/By Chronis Chamalidis, www.dreamstime.com

AD

FLEXI-POST

FAILURE IS NOT AN OPTION

The Flexi-Post® System Has a Clinical Success Rate of 99.8%

Insertional stresses are absorbed by the split-shank post - NOT THE ROOT!

- High retention
- Low insertional stress
- Even distribution of functional stress
- Resistant to cyclic fatigue
- Long-term clinical success



Additional EDS "Split" Post Systems

Metal:
(Stainless Steel & Titanium):
Flexi-Flange® (left)
Incorporating a flange to provide stability in situations where there is inadequate coronal dentin.

Now Available in Fiber:
Flexi-Post® Fiber
Flexi-Flange® Fiber



The Flexi-Post System- A 4 Year Experience of Using Split-Shanked Prefabricated Posts
Zábrodsky and Jirkalová. Quintessenz 1996;5:62-66.

89 Leuning St, S. Hackensack, NJ 07606 • 1-800-22-FLEXI • www.edsdental.com



Visit www.essentialseminars.org for info on Hands-On Endodontic Courses

► References

1. www.psychology.about.com/od/leadership/tp/become-a-better-leader.htm
2. Ibid.
3. www.investopedia.com/articles/pf/12/leadership-skills.asp



Let our new products tackle your toughest **SURGICAL** procedures



For Oral Surgery and Implantology



IA-400
Digital torque wrench



Surgical straight and contra-angle
handpieces with or without Mini LED+



NEW Implantmed SI-1015 with wireless
foot pedal option, Osstell ISQ option
and LED powered motor option

IMPLANT TRIBUNE

— The World's Dental Implant Newspaper • U.S. Edition —

SEPTEMBER 2017 — VOL. 12, No. 9

www.dental-tribune.com



AAP 'navigates' in Boston

Boston will be the site of the American Academy of Periodontology 103rd Annual Meeting from Sept. 9-12. Photo/www.freemages.com

September meeting will focus on 'Navigating the Future of Periodontology'

By Sierra Rendon, Managing Editor

Ready to hit Beantown? The American Academy of Periodontology 103rd Annual Meeting will take place in Boston from Sept. 9-12.

According to Terrence J. Griffin, DMD, this year's theme — "Navigating the Future of Periodontology" — is more than just a slogan. It is an intention that the academy has set for all annual meeting participants.

"As the tide continues to change on the periodontal specialty, this meeting will equip you with the knowledge and skills to steer your career in the direction of success," Griffin asserts in his program welcome letter.

As always, the AAP has a compelling educational program planned, including hands-on workshops, seminars and symposiums created specifically to challenge and inspire attendees.

Griffin notes the AAP is especially excited to welcome New York Times bestselling author Alison Levine,

whose climbing expeditions to Mount Kilimanjaro and Mount Everest may just motivate you to ascend new heights in your own life and career. Levin, who wrote "On the Edge: The Art of High-Impact Leadership," will speak as part of the opening session on Sept. 10.

The AAP believes that whether you are a seasoned practitioner, a member of the periodontal practice staff or a clinician who is just starting out in periodontics, you will find courses to suit you at this year's meeting.

Back by popular demand is the interactive Dental Hygiene Symposium, which offers a hygienist's perspective on issues such as implant maintenance and endoscopic periodontal debridement.

In addition to the Student/New Periodontist Series (a series designed to help jumpstart new careers in periodontics), the academy will also host its first Periodontal Career Fair for those seeking a new position or those seeking new associates.

Additionally, the new "Perio Park" will serve as a key exhibit hall destination, offering networking opportunities, re-

freshments and camaraderie with colleagues.

The annual meeting offers plenty of opportunities to go "where everybody knows your name." From various alumni receptions to the Welcome Reception (Sept. 10), there's sure to be associates you'll want to catch up with ... or maybe meet for the first time. For practitioners who live or work outside of the United States, the International Reception on Sept. 9 will be an event you won't want to miss.

While catching up with colleagues is always an important part of meetings, don't forget about all of the new products and technology you can learn about and purchase while at the AAP. The exhibit hall will provide more than 350 booths full of trusted implant creators, dynamic new technology and maybe even some new products you did not even know you needed!

What else is new at the AAP 103rd Annual Meeting? More than 20 new speakers, a host of fresh periodontal-related topics and VIP registration. To learn more or to register, visit perio.org.



Research suggests women of fertile age should take care of oral health in order to avoid delayed conception. (Photo/ Provided by Solis Images/Shutterstock)

Periodontal issues may conflict with conception

By Dental Tribune International

HELSINKI, Finland — In a new study recently carried out by researchers at the University of Helsinki, it was found that the common periodontal pathogen *Porphyromonas gingivalis* may inhibit conception in young women.

According to the Global Burden of Disease Study, severe chronic periodontitis is the sixth most common medical condition in the world. Up until now, no data on the influence of periodontal bacteria on conception has been available.

The study investigated whether microbiological and serological markers of periodontitis are associated with conception and involved 256 women aged between 19 and 42 who had stopped contraception in order to become pregnant.

The participants were initially interviewed on their medical history, smoking habits, oral hygiene habits, previous dental visits and socio-economic status.

Oral examinations established the presence of carious lesions and periodontal disease (based on pocket depth, visible plaque, bleeding on probing and clinical periodontal attachment loss). In order to detect periodontal pathogens and the associated antibodies, the researchers analysed collected serum and stimulated saliva. For the diagnosis of bacterial vaginosis, gynaecological speculum examinations were performed and

► See CONFLICT, page B2