



ALL ABOARD FOR AAPD

The shopping, scenery and renowned museums of Chicago serve as backdrop to May 23–26 pediatric dentistry meeting.


► page A2



DENTAL DAYS OF QUEBEC

Annual conference of the Ordre des Dentistes du Québec will be from May 25–28 at the Palais des Congrès de Montréal.

► page A2



IMPLANT TRIBUNE

TWO TRACKS AT AO

Concurrent surgical and prosthetic tracks offered for a full day at Academy of Osseointegration meeting.

► page B1



Exhibit-floor education options expand for dentists and auxiliary staff at Hinman 2019

Exclusive exhibit hall hours, March 21–22

The 2019 Thomas P. Hinman Dental Meeting, scheduled for March 21–23 (Thursday through Saturday) in Atlanta, is introducing four new educational opportunities on the exhibit floor at this year's meeting. The quick-paced sessions will feature 10-minute presentations from exhibitors sharing the latest products, technology and services for dental practices and professionals. The new sessions include:

- Auxiliary Breakfast & Learn on Thursday from 8:30–9:30 a.m.
- Dentist Lunch & Learn on Thursday from noon–1 p.m.
- Dentist Breakfast & Learn on Friday from 8:30–9:30 a.m.
- Auxiliary Lunch & Learn on Friday from noon–1 p.m.

Hinman Hoops area

"Our 2019 exhibit hall offers more than ever before with numerous opportunities to earn free C.E. and learn about the latest developments in dentistry," said

Dr. Jonathan Dubin, general chair for Hinman 2019. "Also, you can enjoy everything the exhibit hall offers without missing the NCAA Basketball Tournament, which will be shown on screens located in our popular Hinman Hoops area."

In addition to the extra C.E. opportunities, Hinman 2019 is offering exclusive exhibit hall hours on Thursday and Friday. Dental professionals are invited to visit Hinman's exhibit hall on Thursday from 3–5 p.m. and Friday from 5–6 p.m. to take advantage of dedicated professional networking and shopping time.

The exhibit hall will feature more than 400 exhibiting companies showcasing new technology, equipment, products and services for the entire dental staff. The exhibit hall will be open on Thursday from 9:30 a.m.–5 p.m.; Friday from 9:30 a.m.–6 p.m.; and Saturday from 9:30 a.m.–3 p.m.

C.E. table clinics

Attendees can obtain free C.E. credit in the exhibit hall throughout the meeting. Table clinics, at the back of aisle 1900 on all three days, offer more than 100 tabletop presentations, each about 10 minutes



Downtown Atlanta is the site of the annual Thomas P. Hinman Dental Meeting, March 21–23. The exhibit hall will feature more than 400 companies showcasing new technology, equipment, products and services for the entire dental staff. Photo/Hinman Dental Meeting

in length, provided by dental community volunteers — including military personnel. Participants receive one hour of C.E. credit for each hour they spend in the Table Clinic area.

Table Clinic hours are: Thursday from 10 a.m.–1 p.m. and 2–5 p.m.; Friday from 10:30 a.m.–1:30 p.m. and 3–6 p.m.; and Saturday from 10 a.m.–1 p.m.

Health pavilion, learning lab, more

Hinman's Total Health Pavilion returns this year, in booth No. 1553. Attendees will be able to learn about healthy living, sample nourishing snacks, talk to lifestyle experts — and earn C.E. credit.

The exhibit hall will also feature the Learning Lab Co-Op, offering lab tech expertise for dentists and technicians alike. Lectures (in the Georgia World Congress Center course rooms) and demonstrations (booth No. 201) will be offered all three days. Also in the 2019 exhibit hall:

- *Hinman Marketplace*, has non-dental-related exhibitors in booth Nos. 347 to 560.

- *The Hinman Shop*, located in the marketplace (booth No. 456), will offer Hinman souvenirs. Proceeds will help fund student scholarships.

- *The Attendee Power Lounge*, in booth No. 757, enables attendees to meet with friends and colleagues or rest, relax and charge mobile devices, courtesy of Dentsply Sirona.

- *Hinman Eatery & Dining Dollars* enable attendees to save on lunch in the Hinman eateries with Dining-Dollar coupons provided in the Hinman Program and Exhibits Guide. The Eatery hours are from 11 a.m.–3 p.m. on Thursday and Friday and from 10 a.m.–2 p.m. on Saturday.

- *Wi-Fi* is free in the exhibit hall and in all course rooms at the Georgia World

► See HINMAN, page A3

Dental Tribune America
116 West 23rd Street
Suite #500
New York, N.Y. 10011

Science, industry and pediatric dentistry

The annual session of the American Academy of Pediatric Dentistry this year is in the academy's hometown, Chicago, from May 23–26. The meeting's host site is the landmark Chicago Hilton on South Michigan Avenue, just across the street from Grant Park's 8th Street Fountain and Formal Gardens and a short stroll from the iconic Buckingham Fountain. Twelve blocks north is the city's internationally known shopping destination, the Magnificent Mile.

The Sunstar Welcome Reception will be held at the Museum of Science and Industry, in Chicago's historic Hyde Park neighborhood. Attendees will be able to meet with new and old friends and colleagues against the backdrop of an endlessly fascinating and interactive experience. Among the museum's most famed high-lights are opportunities to explore a full-size replica coal mine, wend through a German U-505 submarine captured during World War II, walk through a 40-foot water-vapor tornado, pilot a fighter-jet flight simulator, lord over a 3,500-square-foot model railroad and peer into the Apollo 8 command module.

The opening ceremony keynote speaker is retired Colonel Nicole Malachowski, the first female pilot of the Air Force Thunderbird Aerial Demonstration Team. Her address, "Headwinds of Change," could also serve as an overarching theme of the meeting's scientific program, with an agenda packed full of timely topics reflecting dentistry's dizzying pace of



The first diesel-powered streamlined stainless-steel passenger train, the Pioneer Zephyr, is among the many interactive visits to explore at the AAPD 2019 Welcome Reception at Chicago's famed Museum of Science and Industry. Photo/J.B. Spector/Museum of Science and Industry, Chicago

advancements. Topics include pediatric esthetics, brain development, precision medicine, obstructive sleep apnea, sedation, a dental benefits symposium and an evidence-based training workshop.

The scientific sessions open on Thursday with the preconference course "Speak Up for Patient Health: Critical Conversations on Controversial Issues." The interactive session offers practical advice on how to effectively discuss difficult topics such as weight issues, eating disorders, substance use, transgender issues, pregnancy, sexual practices and sexually transmitted infections.

Saturday's invitation-only donor appreciation gala for Healthy Smiles.

Healthy Children, the AAPD's foundation, will be at the Art Institute of Chicago. The event supports the foundation's mission of providing dental homes for underserved children.

The President's Farewell Dinner on Sunday will be held in a uniquely renovated pre-Chicago Fire building. Morgan Manufacturing is a 32,000-square-foot event venue that describes itself as a "world-class space with Chicago swagger, designed around a concept of modularity and industrial elegance."

Registration, lodging and other details can be found online at annual.aapd.org.

(Source: AAPD)

Dental Days of Quebec set for May 25–28

The 49th International Dental Days of Quebec (JDIQ), the annual conference of the Ordre des Dentistes du Québec, will be held from May 25–28 (Saturday through Tuesday) at the Montréal Convention Center (the Palais des Congrès de Montréal) in Montréal, Quebec, right near the heart of the old-world charm of historic Old Montréal.

The annual C.E. and exhibition event is the annual meeting place for Quebec dentists and dental-team members, while also attracting attendees from across the world. With more than 12,000 participants, it is considered the largest dental conference in Canada.

The mission of the Ordre des Dentistes du Québec, representing approximately 5,300 dentists, is to ensure the quality of dental services through high standards of practice and ethics and to promote oral health among the people of Quebec.

The C.E. courses feature theoretical and practical training presented by renowned speakers from Canada and around the world. The courses and workshops focus on topics related to dental practice, as well as the technical and scientific advancements that influence the current and future practice of dentistry.



The historic brick and cobblestone streets of Old Montréal are a short stroll from the Palais des Congrès de Montréal, host site of the annual Dental Days of Quebec. Photo/DTA file photo

The meeting's two-day exhibit hall will be on Monday and Tuesday, May 27-28.

JDIQ 2019 marks the third edition of the CÉLABration event. In collaboration with the Order of Dental Technicians of Quebec (OTTDQ), the meeting provides a full day of sessions and clinical tables, as well as an exhibition featuring specialized products and services.

The JDIQ mobile app, available in French and/or English, can be downloaded through the App Store and Google Play, or through www.odq.qc.ca. Also on the website, search under the "Congress" tab for details on registration, accommodations, tourist information and more.

(Source: JDIQ)

DENTAL TRIBUNE

The World's Dental Newspaper - US Edition

PUBLISHER & CHAIRMAN

Torsten Oemus t.oemus@dental-tribune.com

PRESIDENT & CHIEF EXECUTIVE OFFICER

Eric Seid e.seid@dental-tribune.com

GROUP EDITOR

Kristine Colker k.colker@dental-tribune.com

EDITOR IN CHIEF DENTAL TRIBUNE

Dr. David L. Hoexter feedback@dental-tribune.com

MANAGING EDITOR U.S. AND CANADA EDITIONS

Robert Selleck r.selleck@dental-tribune.com

MANAGING EDITOR

Fred Michmershuizen
f.michmershuizen@dental-tribune.com

MANAGING EDITOR

Sierra Rendon s.rendon@dental-tribune.com

PRODUCT/ACCOUNT MANAGER

Humberto Estrada h.estrada@dental-tribune.com

PRODUCT/ACCOUNT MANAGER

Maria Kaiser m.kaiser@dental-tribune.com

PRODUCT/ACCOUNT MANAGER

Jordan McCumbee j.mccumbee@dental-tribune.com

CLIENT RELATIONS MANAGER

Leerol Colquhoun l.colquhoun@dental-tribune.com

ACCOUNTING COORDINATOR

Nirmala Singh n.singh@dental-tribune.com

Tribune America LLC
116 West 23rd St., Ste. #500
New York, N.Y. 10011
(212) 244-7181

Published by Tribune America
© 2019 Tribune America, LLC
All rights reserved.

Dental Tribune strives to maintain the utmost accuracy in its news and clinical reports. If you find a factual error or content that requires clarification, please contact Managing Editor Robert Selleck at r.selleck@dental-tribune.com.

Dental Tribune cannot assume responsibility for the validity of product claims or for typographical errors. The publisher also does not assume responsibility for product names or statements made by advertisers. Opinions expressed by authors are their own and may not reflect those of Tribune America.

EDITORIAL BOARD

Dr. Joel Berg
Dr. L. Stephen Buchanan
Dr. Arnaldo Castellucci
Dr. Gordon Christensen
Dr. Rella Christensen
Dr. William Dickerson
Hugh Doherty
Dr. James Doundoulakis
Dr. David Garber
Dr. Fay Goldstep
Dr. Howard Glazer
Dr. Harold Heymann
Dr. Karl Leinfelder
Dr. Roger Levin
Dr. Carl E. Misch
Dr. Dan Nathanson
Dr. Chester Redhead
Dr. Irwin Smigel
Dr. Jon Suzuki
Dr. Dennis Tartakow
Dr. Dan Ward

Tell us what you think!

Do you have general comments or criticism you would like to share? Is there a particular topic you would like to see articles about in Dental Tribune? Let us know by sending an email to feedback@dental-tribune.com. We look forward to hearing from you!

Find the ‘Power of the Complete Team’ in Florida

Discover the “Power of the Complete Team” at the 2019 Florida Dental Convention (FDC), June 27-29, at the Gaylord Palms Resort and Convention Center in Orlando. This year’s program focuses on collaboration among the entire dental team. FDC2019 offers 130-plus courses to enhance and refine skills for everyone on the dental team. Attendees can earn up to 20 hours of C.E. credit. Course highlights include topics such as Botox/dermal fillers, dental implants, all-on-four dentures, insurance coding, reading body language and much more.

Exclusively at FDC2019, “Dawson Seminar 1: From TMJ to Smile Design” is being offered for a substantially discounted price. In this introductory seminar to The Dawson Academy’s “The Concept of Dentistry® Series,” participants will learn the timeless message that good, esthetic and complete dentistry must begin with a thorough understanding of dental occlusion and the functions of the masticatory system. In addition to this Dawson Seminar 1, attendees will be able to take advantage of individual breakout sessions being presented by a number of Dawson Academy faculty members.

New this year, attendees can visit the exhibit hall for free with an “Exhibit Hall Only” pass. It’s available to any dental professional or guest who opts to register as “Exhibit Hall Only” to take advantage of the offer. More than 300-plus exhibiting companies and organizations will be on the exhibit floor with the profession’s latest technology, materials, instrumentation and other products and services.

The adage, “Come for the C.E. and stay for the fun,” takes on new meaning at the Gaylord Palms Resort. Without ever

having to leave the site, attendees will be able to relax at the adult-only pool or tap into your inner child on one of the many waterslides.

Other fun events during FDC2019 include Thursday’s “Beer Tasting in Paradise,” featuring a five-course tasting and beer pairing where all proceeds will benefit the FDA Foundation. Then, join your colleagues at an all-request show at “Dueling Pianos.” On Friday, you can walk the plank to “Pirate Island” for live music and family-friendly fun. If you are looking for nightlife, end the day celebrating the new dentists and ASDA students at “The After Party.”

Beyond the on-site events, you can “Stay for the Magic” and enjoy the area’s Walt Disney World theme parks at a dis-



The Everglades Atrium, at the host site of the 2019 Florida Dental Convention, the Gaylord Palms Resort and Convention Center in Orlando. Photo/Provided by the Gaylord Palms Resort

counted price for convention attendees. Meeting organizers encourage you to bring your team and join your colleagues, June 27-29, to discover the “Power of the Complete Team.” You can

register at www.floridadentalconvention.com. For questions, you can email fdc@floridadental.org or call (850) 681-3629.

(Source: Florida Dental Convention)

AD

◀ HINMAN, page A1

Congress Center, courtesy of Hinman Housing, powered by EventSphere.

To register, find out about lodging, download the meeting app, find exhibitors and learn more about Hinman 2019 and things to do in Atlanta, you can visit www.hinman.org.

The Hinman tradition

The Hinman Dental Meeting is designed with a commitment to quality and professionalism and a high regard for the value of continuing education. The meeting is sponsored by the Hinman Dental Society, a non-profit organization, and all excess revenue is invested and gifted in the form of individual scholarships to dental, hygiene, assisting and lab tech students and contributions to institutions that foster dental education. For additional information, you can visit www.hinman.org or contact Ms. Sylvia Ratchford, executive director, at (404) 231-1663.

(Source: Hinman Dental Meeting)

The Future Is Here.

Take control with same-visit restorations.




Visit us at **Hinman Dental Meeting**
Booth #925

Get the fastmill.io™ and fastdesign.io™ for just

\$49,995

As low as

\$712

per month*

THE GLIDEWELL.IO™ IN-OFFICE SOLUTION LETS YOU PROVIDE YOUR PATIENTS WITH THE BEST:

- Mill restorations made from BruxZir® NOW, the only fully sintered zirconia for in-office use, with the fastmill.io™ — no oven time required
- Ensure superb fit and minimal adjustments with fastdesign.io™, our easy-to-use design software powered by exclusive machine learning algorithms
- Give care with confidence thanks to first-class support from Glidewell, the world’s most innovative dental laboratory

“
The glidewell.io™ system is a game changer.
No other system on the market offers more. It is user-friendly and as simple as it could get.
— Michael Guzman, DDS
The Woodlands, TX
”

Let's Get Started. Contact Us Today!
www.glidewell.io | 844-949-7184



glidewell.io™
IN-OFFICE SOLUTION
You're in Control. We're Here to Help.

*Based on suggested mill price of \$49,995 at 5.25% interest rate for 84 months through available financing. The glidewell.io In-Office Solution also requires an iTero Element® Intraoral Scanner. GD-699353-022819

Ultra-bright light is ultralight in weight

High-definition, uniform light at maximum intensity

By Designs for Vision Staff

Designs for Vision is introducing an advanced photonic design that provides uniform light distribution with maximum intensity. The patent-pending headlight optically focus the light from the LED to provide 45 percent more light with uniform distribution.

The new LED DayLite® Micro HDi™ uses the new high-definition imaging in an ultra-lightweight headlight in combination with the new Micro power pack. According to the company, the Micro is the market's lightest and smallest power pack. The complete unit includes two power packs, and each power pack can run up to 10 hours.

Designs for Vision also has added high-definition imaging to the LED DayLite WireLess Mini HDi, providing a lightweight cordless solution with light inten-

sity comparable to many corded headlight.

You can choose high-definition imaging with either a wired or wireless design to meet your preference, and either HDi headlight will illuminate the entire oral cavity.

Designs for Vision's WireLess headlight free you from being tethered to a battery pack. The simple modular designs uncouple the headlight from a specific frame or single pair of loupes.

Prior technology married a cordless light to one pair of loupes via a cumbersome integration of the batteries and electronics into the frame.

The compact design of the LED DayLite WireLess headlight are independent of any frame/loupes.

Designs for Vision is also featuring the "REALITY five-star-rated" Micro 3.5EF Scopes, which use an innovative optical design that reduces the size of the prismatic telescope by 50 percent and reduces the weight by 40 percent — while providing an expanded-field, full-oral-cavity view at 3.5x magnification.

HINMAN
BOOTH
NO. 1005

A0
BOOTH
NO. 738



High-definition headlight optically focus the light from the LED to provide 45 percent more light with uniform distribution. Photo/ Provided by Designs for Vision

Building on an established award-winning design, the newest addition to the Micro Series line is the Micro 4.5EF Scopes, which reduce both the size and weight of the telescopes by 44 percent.

Designs for Vision has expanded into a new 67,500-square-foot location at 4000 Veterans Memorial Highway in Bohemia, N.Y. To see photos of the new facility you can visit www.DesignsForVision.com/move.htm.


You can see the Visible Difference® yourself by visiting the Designs for Vision booth at the Thomas P. Hinman Dental Meeting (booth No. 1005) in Atlanta or at the Academy of Osseointegration Annual Meeting (booth No. 738) in Washington, D.C.

You also can arrange a visit in your office by calling Designs for Vision at (800) 345-4009 or emailing the company at info@dvimail.com.

AD

REGISTER FOR AAPD 2019

MAY 23 – 26, 2019




AMERICA'S PEDIATRIC DENTISTS
THE BIG AUTHORITY on little teeth

WHY ATTEND?

- Premiere continuing education
- Over 250 exhibitors
- Relevant updates on technology and clinical topics
- Content presented by the best in the world of pediatric dentistry
- Opportunity to network with colleagues and friends

Sweet Home Chicago Welcome Reception is not to be missed!

REGISTER NOW AT annual.aapd.org!





Lightweight
and cord-free,
with **HDi**TM
technology



LED WireLessTM
DayLite[®] Mini **HDi**TM

BOOTH

1005

HINMAN
DENTAL
MEETING

BOOTH

738


ACADEMY OF
OSSEOINTEGRATION
ANNUAL
MEETING

Half the size,
ALL of the power

50% Smaller
and
40% Lighter

Upgrade to 3.5X
or 4.5X expanded
field loupes in
comfort with the
MicroEF Series.

Micro3.5EF ScopesTM
and
LED DayLite[®]
Micro HDi



SAVE

\$200

WITH A
COMBO

WHEN YOU
PURCHASE
BOTH LOUPES
AND LED
HEADLIGHT



WE'VE EXPANDED - Note our **NEW ADDRESS**

4000 Veterans Memorial Hwy. Bohemia, NY 11716-1024

1.800.345.4009 1.631.585.3300 info@dvmail.com DesignsForVision.com

Hinman Booth #

1005

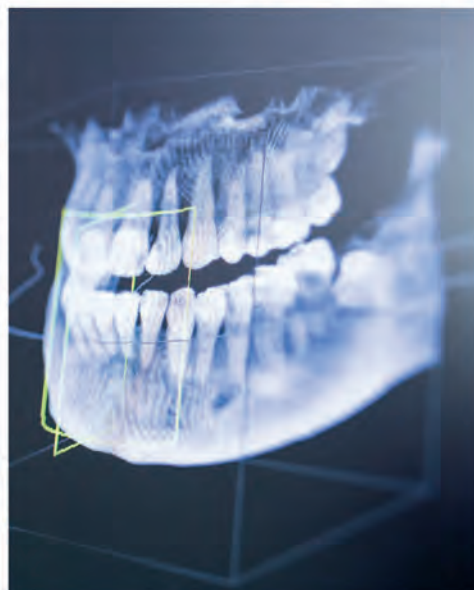
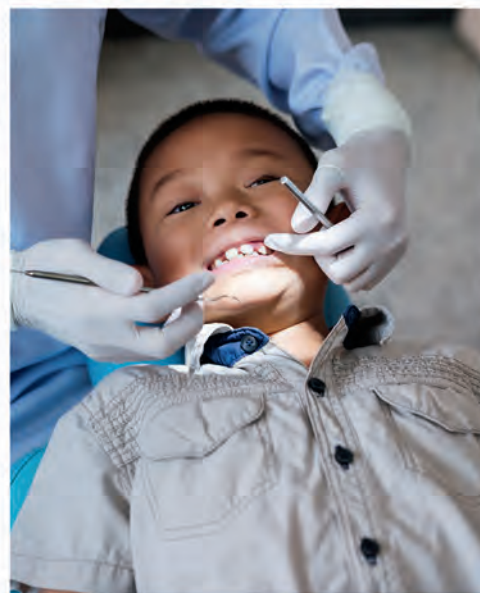
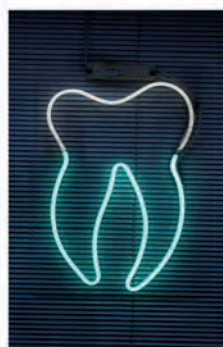

AO Booth #

738

AD

When taking care of smiles, make each moment matter.

PNC can help.



The DMG Composite Dispenser can precisely place a variety of materials into the oral cavity. Photo/Provided by DMG America

Precision dispenser enhances workflow

By DMG America Staff

**HINMAN
BOOTH
NO. 1008**

DMG, one of the world's leading manufacturers of restorative materials and preventive products, has introduced a precision placement delivery system for a wide range of dental materials. The DMG Composite Dispenser is particularly effective with DMG's Ecosite Bulk Fill composite.

The dispenser is designed to simplify workflow by placing materials precisely and accurately. It's built for fast, easy placement of composites, cements, glass ionomers and more. It has ergonomic handle grips and maneuvers easily, enabling an effortless load. According to DMG, the Composite Dispenser provides quick, easy and precise placement of materials; convenient autoclaving for infection control; comfort and ease when holding and maneuvering; and effortless loading.

Together, the Composite Dispenser and Ecosite Bulk Fill can have a significant synergistic effect on a practice's productivity, the company asserts. Ecosite's technology avoids the two traditional drawbacks associated with bulk-fill composites: short working time and sub-optimal esthetics. Instead, according to the company, Ecosite offers a maximum depth of 5 mm, a single 20-second composite cure, low shrinkage stress — and exceptional adaptability, packability and handling. The company reports that the material also has high polishability, extra fluoride release and natural esthetics. It does not require a capping layer nor does it stick to instruments.

For more information about the DMG Composite Dispenser or Ecosite Bulk Fill, you can visit dmg-america.com.

We're making business banking easier.

At PNC, our team of dedicated Healthcare Business Bankers understands your business challenges and the important role that cash flow plays in your success. That's why we offer a range of solutions to help optimize management of your practice's revenue cycle and payables, so your business can run with less complexity and payments can be received promptly.

[Learn more at pnc.com/hcprofessionals](http://pnc.com/hcprofessionals) or by calling 877-566-1355



IMPLANT TRIBUNE

— The World's Dental Implant Newspaper • U.S. Edition —

MARCH 2019 — VOL. 14, No. 3

www.dental-tribune.com

AO meeting to feature surgical, prosthetic tracks



The AO 2019 Annual Meeting, which takes place March 13-16 in Washington, D.C., will feature concurrent surgical and prosthetic tracks. (Photo/Provided by AO)

March meeting offers different focuses for varied audience

By AO Staff

To drive home its theme of “Current Factors in Clinical Excellence,” the Academy of Osseointegration’s 2019 Annual Meeting will offer a full day of concurrent surgical and prosthetic tracks on March 15 to answer the clinical and scientific questions that all clinicians ask themselves, no matter his or her specialty.

Morning sessions

Whichever sessions attendees choose, each track will begin with its own respective plenary session entitled, “10 Years After.”

“The idea to have a session ‘10 Years After’ means asking why you have changed, if you have changed, your practice, your protocols and your indications,” said Dr. Franck Renouard, 2019

annual program committee chairperson. “We will ask different speakers, both in surgery and prosthetics, what they did then and what they do now.”

Moderators for “10 Years After” will include Edward Sevetz Jr., DMD, for the surgical track and Stephen Parel, DDS, for the prosthetic track. Topics of the “10 Years After” surgical track will include vertical and lateral ridge augmentation; full maxillary reconstruction; and augmentation using biologics.

“What differences have become routine in the past years, compared to the ‘early’ days? Techniques have better esthetic results and techniques can provide faster results. The bottom line is more patients can be treated, more successfully, more quickly and with better-looking, enhanced smiles,” said Sevetz, an AO and Osseointegration Foundation (OF) past president. “All meetings tell attendees about ‘progress.’ How-

ever, the AO Annual Meeting is where they will find the most scientifically oriented, evidence-based source for better patient care using osseointegration.”

For the Friday “10 Years After” prosthetic track, Parel, an AO past president, will moderate a series of seven topics, including “10 Years After” for zirconium and screw-retained prosthesis, overdenture and tilted implants.

Afternoon sessions

Following the plenary sessions, each of the tracks will continue their respective programming and return to the science that underpins implant dentistry, featuring sessions on peri-implant bone biology. For the surgical track, the two main sessions will include: “Osseointegration: Restoration of Homeostasis or

► See AO, page B2

OMS Foundation achieves \$1 million fund goal

By AAOMS Staff

After surpassing its \$1 million 2018 annual fund campaign goal, the OMS Foundation is poised to further support research and education that can improve patient care in oral and maxillofacial surgery.

The foundation established the \$1 million campaign goal to honor the centennial of the American Association of Oral and Maxillofacial Surgeons (AAOMS), its parent organization that was founded in 1918 and today represents more than 9,000 oral and maxillofacial surgeons across the United States.

“We set an ambitious fundraising goal as a way to celebrate AAOMS’s 100th anniversary, and the OMS specialty responded beyond even our expectations,” said Kathy A. Banks, DMD, chair of the Foundation Board of Directors.

OMS National Insurance Co. (OMSNIC) jumpstarted the campaign with a \$100,000 gift-match challenge that generated \$300,000 in three months. Subsequent challenges supported by AAOMS and Treloar & Heisel, an insurance provider for dentists and specialists, also surpassed their goals.

Individual gifts ranging from \$5 to \$10,000 sustained the momentum of the campaign. Support also arrived from the International Association of Oral and Maxillofacial Surgeons (IAOMS), the IAOMS Foundation, the American Board of Oral and Maxillofacial Surgery (ABOMS), the American College of Oral and Maxillofacial Surgeons (ACOMS), the Canadian Association of Oral and Maxillofacial Surgeons (CAOMS), 36 state and regional OMS societies and several college and university OMS training programs.

AAOMS President A. Thomas Indresano, DMD, FACS, and his wife, Rita, made the pivotal contribution to put the cam-

► See OMS, page B2

← AO, Page B1

a Foreign Body Response?” moderated by J.E. Davies, BDS, PhD, DSc, and “Soft-Tissue Integration: What is Our Current Understanding?” under the direction of moderator AO Past President Clarence Lindquist, DDS.

For the prosthetic track, the first afternoon session will be entitled: “The Evolution of Complex Maxillofacial Rehabili-

ation.” Moderated by Dennis Rohner, MD, DDS, three teams of surgeons/prosthodontics will discuss the latest developments in complex maxillofacial rehabilitation, representing what is possibly the most challenging domain in the spectrum of implant dentistry.

The prosthetic track will conclude with “Current Thought in Restorative Ceramics” moderated by AO Past President Russell Nishimura, DDS. Presenters

will discuss indications and limitations of ceramic restorations on implants, present the advantages and defining the boundaries of their use in everyday clinical practice.

“We would like it so when attendees leave the meeting, they can apply some techniques and protocols or ways they can manage their offices when they return on Monday morning,” Renouard concluded.

← OMS, Page B1

paign over the \$1 million mark.

“Knowing my colleagues as I do, I had every confidence we would reach our goal,” Indresano said. “The OMS specialty values research, education and academic excellence above all else. The generosity of our practitioners, faculty, affiliate organizations and even our residents was gratifying and foretells a bright future for AAOMS in its second century.”

The centerpiece of the 2018 campaign is the AAOMS Centennial Tree, which will be displayed at AAOMS headquarters in Rosemont. Its bronze, silver and gold leaves recognize gifts of \$2,500, \$5,000 and \$10,000, respectively, and many of the inscriptions honor family members, mentors and colleagues.

“We’re especially proud that 100 per-

cent of the AAOMS Board of Trustees and the OMS Foundation Board of Directors will be recognized on the Centennial Tree, along with every OMS serving on OMSNIC’s board,” Banks said.

Through its annual fund, the foundation provides research grants to scientists and educational support to OMS faculty, students and early-career OMSs. In the past decade, the foundation helped fund the Multicenter Trial of Third Molar Patient Management, a series of clinical studies to improve wisdom teeth treatment. In addition, grants have been given to assist research in facial nerve regeneration and improvement of immunotherapy in head and neck cancers.

Annual fund resources also are used to support the following:

- AAOMS Resident Transitions into Practice Conference, which provides res-

idents with non-clinical information such as financial strategies and coding.

- AAOMS Clinical Trials Methods Course, which provides an overview of research methodology and clinical trial design.

- Research Support Grants, which bestow \$75,000 grants to research projects seeking to solve issues related to oral and maxillofacial surgery.

- Faculty Educator Development Awards, which encourage faculty retention in the OMS specialty.

- Student Research Training Awards, which award grants to projects that seek to attract qualified students to the OMS specialty.

Information about the foundation is available on OMSFoundation.org. The Centennial Tree donors and leaf inscriptions are listed at OMSFoundation.org/our-donors/centennial-tree-donors.

IMPLANT TRIBUNE

PUBLISHER & CHAIRMAN

Torsten Oemus t.oemus@dental-tribune.com

PRESIDENT/CHIEF EXECUTIVE OFFICER

Eric Seid e.seid@dental-tribune.com

GROUP EDITOR

Kristine Colker k.colker@dental-tribune.com

MANAGING EDITOR IMPLANT TRIBUNE

Sierra Rendon s.rendon@dental-tribune.com

MANAGING EDITOR

Fred Michmershuizen
f.michmershuizen@dental-tribune.com

MANAGING EDITOR

Robert Selleck, r.selleck@dental-tribune.com

PRODUCT/ACCOUNT MANAGER

Humberto Estrada
h.estrada@dental-tribune.com

PRODUCT/ACCOUNT MANAGER

Jordan McCumbee
j.mccumbee@dental-tribune.com

PRODUCT/ACCOUNT MANAGER

Maria Kaiser
m.kaiser@dental-tribune.com

CLIENT RELATIONS COORDINATOR

Leerol Colquhoun
l.colquhoun@dental-tribune.com

Tribune America, LLC

116 West 23rd Street, Suite 500
New York, NY 10011
Phone (212) 244-7181
Fax (212) 244-7185

Published by Tribune America
© 2019 Tribune America, LLC

AD

THE POWER OF THE COMPLETE TEAM

THE OFFICIAL MEETING OF THE FDA

florida dental ASSOCIATION CONVENTION

JUNE 27-29, 2019
GAYLORD PALMS RESORT & CONVENTION CENTER
ORLANDO, FLORIDA

REGISTER TODAY!
FLORIDADENTALCONVENTION.COM

NEW! FREE EXHIBIT HALL PASSES!

WANT TO SEE THE LATEST PRODUCTS & SERVICES AT FDC2019? **VISIT THE EXHIBIT HALL FOR FREE!**

REGISTER AS ‘EXHIBIT HALL ONLY’ TO TAKE ADVANTAGE OF THIS OFFER.

300+ LEADING DENTAL EXHIBITORS!
VIEW THE CURRENT LIST OF EXHIBITORS AT
FLORIDADENTALCONVENTION.COM/EXHIBITORS

SALVIN®
AMNIOspark®
Amnion Growth Factor Liquid



- Chorion-Free Morselized Human Amnion Tissue Suspended In A pH Neutral Solution
- Contains Biologic Factors Known To Aid Tissue Repair & Wound Healing
- Anti-Inflammatory, Immune Privileged & Anti-Microbial

SALVIN AMNIOspark Amnion Growth Factor Liquid

Size	Product #	Fee	7 or More	14 or More
0.5 cc	#AMNIO-LIQ-0.5	209.00	179.14	167.20
1.0 cc	#AMNIO-LIQ-1.0	375.00	321.43	300.00

SALVIN OSS®

Xenograft Bone Graft Material



- 0.25 – 1.0mm Microporous Granules Facilitate Osteoconduction & New Bone Formation
- Space Maintaining Material Supports New Bone Regeneration And Healing
- SalvinOss® Particles Become An Integral Part Of Newly Formed Bone Framework
- Organic Components Removed While Maintaining Characteristics Of Native Bone
- Can Be Mixed With Sterile Saline Or The Patients Blood
- Radiopaque

SALVIN OSS Xenograft Bone Graft Material

Particle Size	Size	Product #	Price	7 or More	14 or More
250-1000 microns	0.50 cc (0.25g)	#SALVINOSS-0.50	74.00	63.43	59.20
	1.00 cc (0.5g)	#SALVINOSS-1.00	114.00	97.71	91.20
	2.50 cc (1.25g)	#SALVINOSS-2.50	205.00	175.71	164.00