

## COME SEE IT TO BELIEVE IT

New imaging system helps patients to better understand their current dental health.

► page A4



## IMPLANT TRIBUNE DIVE INTO AAID'S VIRTUAL EXPERIENCE

Find education, networking and an exhibit hall.

► page B1



## HYGIENE TRIBUNE A NEW FRAMEWORK FOR ORAL HEALTH

Three domains lay out a path for dental providers.

► page C1



# GNYDM: Coming Nov. 27 to Dec. 2

By Kristine Colker, Dental Tribune

If you were worried about having a Thanksgiving weekend without a Greater New York Dental Meeting to attend, you're in luck. The meeting will go on almost as normal, except it will be held virtually instead of in-person.

Taking place from Friday, Nov. 27, to Wednesday, Dec. 2, the annual meeting will serve as a celebration of the dental profession and the future, according to the meeting's organizers. It will feature a group of well-known speakers, innovative programming and a wide variety of exhibitors.

As always, the meeting will be free to attendees. Simply registering at [www.gnydm.com](http://www.gnydm.com) will get you access to CERP-approved continuing education, virtual visits to the exhibit floor, access to "Live" Dentistry Program recordings, access to specialty programming, access to the 3-D/Digital Technology Pavilion and access to the New Products Pavilion.

The 2020 virtual scientific sessions

include seminars, essays, and scientific poster sessions. The educational scientific program starts on Friday and continues unabated before ending on the following Wednesday afternoon.

A list of speakers was just announced and includes clinicians from around the world and across the United States. Some of the highlighted topics scheduled for the meeting include restorative dentistry, aging and OTCs, pediatric dentistry, dental practice ownership, infection control, geriatric dentistry, orthodontics, endodontics, practice management, pharmacology, dental insurance, women's health, implant dentistry, caries management, patients with autism and the impact of COVID-19.

A list of exhibitors has not yet been announced, but organizers promise the exhibit floor will feature all the latest products as well as many exclusive show specials.

For more information, a complete list of speakers and to register for the 2020 virtual Greater New York Dental Meeting, visit [www.gnydm.com](http://www.gnydm.com).



Attendees flood the aisles of the Greater New York Dental Meeting during the 2019 event. This year's meeting will take place online, but plans for the 2021 meeting include a return to the Jacob K. Javits Convention Center. Photo/Dental Tribune File Photo

## INDUSTRY NEWS A3-A4

- Designs for Vision wants you to protect yourself against aerosols by having proper eyewear.
- Fotona expands product offering with the purchase of the dental division of A.R.C. Laser, developer of the Fox III and Fox IV laser systems and the EmunDo Therapy system.
- Seeing is believing: Align Technology's iTero Element 5D Imaging System is now commercially available.

## IMPLANT TRIBUNE B1

- Dive into the American Academy of Implant Dentistry's Virtual Experience, taking place from Nov. 11 to 14 on a computer near you.

## HYGIENE TRIBUNE C1-C2

- A new framework for a more sustainable oral health system: Three Domain Framework might be the future of dentistry.
- Malaysian Rubber Export Promotion Council: Barrier protection critical with gloves.

# ADA supports point-of-care COVID-19 testing by dentists

According to a new policy from the American Dental Association, point-of-care testing to screen patients for chronic diseases and other medical conditions, including COVID-19, that could complicate dental care or put the patient and dental staff at risk is within a dentist's scope of practice.

"Yet currently, rapid and reliable COVID-19 tests are not available to dentists for in-office use, which makes no sense," said ADA President Dr. Daniel Klemmedson.

Klemmedson, who holds degrees in both dentistry and medicine, points out that dentists are doctors of oral health.

"It is well within dentists' scope of practice to screen not just for COVID-19 infection but also other medical conditions that may affect dental care such as glucose levels, which help screen for diabetes, and blood pressure, which help screen for hypertension. Patients with abnormal test results would be referred to a physician, other qualified medical professional or medical facility for diagnosis and follow-up care," he said.

The U.S. Food and Drug Administration includes dentists among those professionals who can test for COVID-19. In addition, the CDC recommends dental facilities consider implementing pre-procedure testing for COVID-19.

The ADA and state dental societies are actively advocating state and federal regulatory authorities to:

- Publicly recognize that point-of-care testing for COVID-19 is within dentists' existing scope of practice, and

- Make COVID-19 tests available for use in dental practices.

Given that patients receiving dental treatment may be pre-symptomatic (infected but will develop symptoms in the next 14 days) or asymptomatic (infected but will never exhibit symptoms), Klemmedson said it is critical to identify those individuals carrying the virus so it is possible to minimize their contacting and potentially infecting others.

(Source: ADA)

itero®



“Hi, I’m  
**iTero Element® 5D.**  
And I expand your  
spectrum of visualization.”

Let patients see what you see with state-of-the-art visualization that helps take your practice to new levels of innovation. See beyond the current spectrum of what’s possible for aid in diagnostics, patient engagement, and digital workflow with the iTero Element 5D imaging system.

**Learn more about the first 3D intraoral scanner with NIRI technology at [iTero.com](http://iTero.com).**

**Customer Advocacy: 800-577-8767**



**3D digital  
impressions**



**Simulation  
capability**



**Intraoral  
camera**



**Real-time  
TimeLapse**



**Proximal caries  
detection aid**



**No harmful  
radiation**



## DENTAL TRIBUNE

The World's Dental Newspaper • US Edition

### PUBLISHER & CHAIRMAN

Torsten Oemus  
t.oemus@dental-tribune.com

### PRESIDENT & CHIEF EXECUTIVE OFFICER

Eric Seid  
e.seid@dental-tribune.com

### GROUP EDITOR

Kristine Colker  
k.colker@dental-tribune.com

### EDITOR IN CHIEF DENTAL TRIBUNE

Dr. David L. Hoexter  
feedback@dental-tribune.com

### MANAGING EDITOR

Fred Michmershuizen  
f.michmershuizen@dental-tribune.com

### PRODUCT/ACCOUNT MANAGER

Humberto Estrada  
h.estrada@dental-tribune.com

### PRODUCT/ACCOUNT MANAGER

Maria Kaiser  
m.kaiser@dental-tribune.com

### CLIENT RELATIONS COORDINATOR

Leerol Colquhoun  
l.colquhoun@dental-tribune.com

### ACCOUNTING COORDINATOR

Nirmala Singh  
n.singh@dental-tribune.com

Tribune America LLC  
118-35 Queens Blvd, Ste 400  
Forest Hills, NY 11375  
(212) 244-7181

Published by Tribune America  
© 2020 Tribune America, LLC  
All rights reserved.

Dental Tribune strives to maintain the utmost accuracy in its news and clinical reports. If you find a factual error or content that requires clarification, please contact Group Editor Kristine Colker at [k.colker@dental-tribune.com](mailto:k.colker@dental-tribune.com).

Dental Tribune cannot assume responsibility for the validity of product claims or for typographical errors. The publisher also does not assume responsibility for product names or statements made by advertisers. Opinions expressed by authors are their own and may not reflect those of Tribune America.

### EDITORIAL BOARD

Dr. Joel Berg  
Dr. L. Stephen Buchanan  
Dr. Arnaldo Castellucci  
Dr. Gordon Christensen  
Dr. Rella Christensen  
Dr. William Dickerson  
Hugh Doherty  
Dr. James Doundoulakis  
Dr. David Garber  
Dr. Fay Goldstep  
Dr. Howard Glazer  
Dr. Harold Heymann  
Dr. Karl Leinfelder  
Dr. Roger Levin  
Dr. Carl E. Misch  
Dr. Dan Nathanson  
Dr. Irwin Smigel  
Dr. Jon Suzuki  
Dr. Dennis Tartakow  
Dr. Dan Ward

## Tell us what you think!

Do you have general comments or criticism you would like to share? Is there a particular topic you would like to see articles about in Dental Tribune? Let us know by sending an email to [k.colker@dental-tribune.com](mailto:k.colker@dental-tribune.com). We look forward to hearing from you!

# Protect yourself against aerosols

By Designs for Vision Staff

In today's world, it is especially important to make sure you have the proper eyewear. To that end, Designs for Vision is offering a variety of new product lines.

Design for Vision's new Aerosol Protection Loupes create a seal around your eyes to protect against aerosols. These loupes are available with 2.5x, 3.0x and 3.5x magnifications and come in two frame styles.

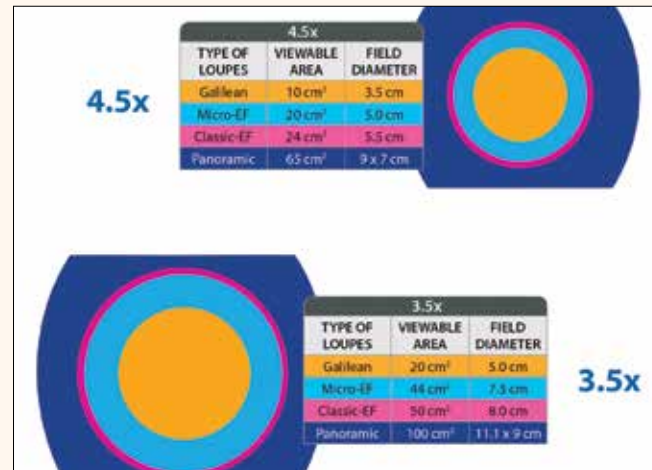
The company is also offering the LoupeSaver™ Face Shield. The product is made from optical grade plastic and has a flat panel design that reduces optical aberrations.

The shield can be clipped to loupes, with no headband needed, allowing a headlight to be placed inside or outside of the shield.

In addition to these products, Designs for Vision has launched several new product lines in the past months, including the new patented Panoramic Field Loupes (US pat. 8928975B2).

According to the company, the Panoramic Loupes represent the most significant advancement in telescope design in more than 100 years. The viewable areas are twice as large as prismatic expanded-field designed loupes and up to five times greater than Galilean loupes. Panoramic Field loupes provide unprecedented field of view, clarity, definition and color, the company asserts.

Designs for Vision has also added the Micro 3.0EF to the award-winning Micro Series Loupes. The Micro 3.0EF has a field of view of 100 mm and weighs less than



According to Designs for Vision, the new Panoramic Field Loupes represent the most significant advancement in telescope design in more than 100 years. Graphic/Provided by Designs for Vision

70 grams. The Micro Series also includes REALITY 5 Star rated Micro 3.5EF Scopes and Micro 4.5EF Scopes.

These scopes use a revolutionary optical design that reduces the size of the prismatic telescope by 50 percent and reduces the weight by 40 percent while providing an expanded field view of the oral cavity.

If you want the lightest 3.0x magnification, get the new 3.0x Galilean loupes. According to the company, the lightweight Galilean design enables clinicians to step up in magnification while retaining an expansive 70 mm field of view.

Designs for Vision is also introducing patented (US pat. 8,851,709 & RE46,463) hands-free infrared technology with the WireLess IR HDi and the Micro IR HDi headlights. The patented IR feature enables practitioners to operate a headlight without touching the system. The IR headlights use a built-in infrared sig-

nal to enable the user to turn the light on or off simply and safely, according to the company. Onboard biometrics sense the position of the headlight to filter out unintended signals while working.

Designs for Vision's WireLess™ headlights free practitioners from being tethered to a battery pack. The modular designs uncouple the headlights from a specific frame or single pair of loupes. The compact design of the LED DayLite® WireLess headlights are independent of any frame/loupes.

You can see the Visible Difference® yourself by visiting Designs for Vision at [www.designsforvision.com](http://www.designsforvision.com). The company is taking appointments for virtual meetings, and you can also find information on selecting an N95 mask that accommodates eyewear as well as nose pad adjustments to fit properly over the mask and information on disinfection procedures for loupes and headlamps.

# Fotona expands product offering with the purchase of dental division of A.R.C. Laser

By Fotona Staff

Earlier this year, Fotona, based in Europe and the United States, completed the purchase of the Fox III and Fox IV lasers systems and the EmunDo® Therapy system from A.R.C. Laser GmbH.

This purchase includes all medical specialties, including dentistry, with the exceptions of ophthalmology, otolaryngology and veterinary applications. Fotona has previously been a distributor of A.R.C.'s XLASE 1064nm dental lasers in the United States.

The newly acquired Fox technology with 455, 810, 980 and 1064nm wavelengths represents a line of high-performance, powerful diode lasers that are small, lightweight and battery-operated

## To learn more

For more information, visit Fotona online at [www.fotona.com](http://www.fotona.com) or stop by its virtual booth at the Greater New York Dental Meeting.

for maximum convenience. These systems perform a wide range of surgical, periodontal, photothermal therapy (PTT) and low level laser therapy (LLLT) procedures.

EmunDo is a PTT system, used in conjunction with the Fox lasers, for less invasive treatment of periodontitis without antibiotics. Learn more at [www.fotona.com/en/products/6236/xpulse-r-line/](http://www.fotona.com/en/products/6236/xpulse-r-line/).

Matjaz Lukac, PhD, president of Fotona, said: "Fotona has long been a world leader and innovator in the dental laser indus-

try. Adding the Fox III and Fox IV lasers systems and the EmunDo Therapy system to our line of LightWalker™ and SkyPulse® lasers will expand our dental product offering. Fotona dental lasers systems provide general dentists, periodontists, endodontists, pediatric dentists and hygienists the ability to provide their patients with advanced and less invasive treatment options. Fotona procedures include no-shot cavity preps, soft tissue surgical procedures, treatments for periodontal disease, endodontic treatments, LLLT pain relief, laser-assisted hygiene, snoring and sleep treatments, facial esthetic procedures and much more."

A.R.C. Laser was founded in 1996, with the goals of developing and producing laser-based solutions for gentle and effective surgeries and treatments.

# Seeing is believing: iTero Element 5D

By Align Technology Staff

Align Technology announced earlier this year that the U.S. Food and Drug Administration (FDA) has cleared the award-winning iTero Element 5D Imaging System for commercial availability in the United States.

The iTero Element 5D Imaging System expands the suite of existing high-precision, full-color imaging and fast scan times of the iTero Element intraoral scanner portfolio with a new clinical approach, optimized orthodontic and restorative dental workflows, and an improved doctor experience, according to the company.

In addition, iTero Element 5D Imaging System visualization tools improve patient engagement and communication by helping patients see and better understand their current dental health, their treatment plan options and prescribed outcome on the iTero touchscreen, enabling better patient education, engagement and compliance during treatment.

The iTero Element 5D scanner is the

To learn more

Information about the iTero Element 5D Imaging System can be found at [www.itero.com/en/products/itero\\_element\\_5d](http://www.itero.com/en/products/itero_element_5d), or you can visit Align Technologies at its virtual booth during the Greater New York Dental Meeting.

first integrated dental imaging system that simultaneously records 3-D, intra-oral color and NIRI images and enables comparison over time using iTero TimeLapse.<sup>1</sup> This aids doctors in detecting and monitoring the progression of interproximal caries (cavities or tooth decay) above the gingiva without using harmful radiation,<sup>1</sup> thereby helping to ensure that patients receive even better care with visualization, education and treatment acceptance, the company asserts.

The diagnosis of carious lesions or “caries,” especially interproximal lesions or those between teeth, can be hampered by several factors, including variations in the shape and alignment of teeth and traditional limitations of X-ray examina-



The iTero Element 5D Imaging System is the first integrated dental imaging system that records 3-D, intra-oral color and NIRI with a single scan and enables comparison over time using iTero TimeLapse. Data on file at Align Technology, as of Dec. 4, 2018. Photo/Provided by Align Technology.

tions that include variability in exposure level, bad angulations in the captured image or overlapping contacts in the image, among other factors.

With the iTero Element 5D Imaging System, doctors can scan patients at each visit to view a patient's progress over

time and together view treatment options that result in clearer decisions for better clinical care.

## Reference

1. Data on file at Align Technology, as of December 4, 2018.

AD

**ATLANTA, GA | MARCH 12-13, 2021**  
**108th Thomas P. Hinman Dental Meeting**  
 Georgia World Congress Center & Omni Hotel at CNN Center 🌸 Dr. Robert J. O'Donnell, General Chair 🍀 Dr. J. Sedgie Newsom, President

#myhinman | [f](#) [i](#) [v](#) [in](#) [t](#) [m](#) | [Hinman.org](http://Hinman.org)



# LIGHTWALKER™

Dual Wavelength Nd:YAG & Erbium Laser: TwinLight™ Perio

**Benefits of Combination Nd:YAG & Erbium Wavelength Therapy for Both Periodontal Disease and Peri-Implantitis Include:**

## Erbium Laser

- More Thorough Calculus Removal *WITHOUT* Heating or Damaging the Implant or the Tooth Root Surface
- Re-Contouring of the Bone

## Nd:YAG Laser

- Selective Deep Penetrating Cleaning
- Selective Tissue Removal
- Fibrin Clot through Hemeostasis

## TwinLight™ Laser Perio

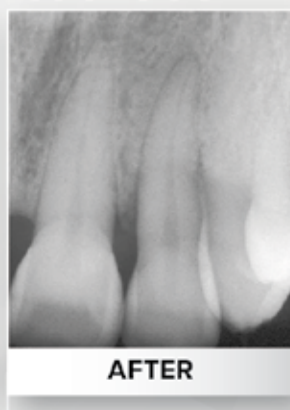
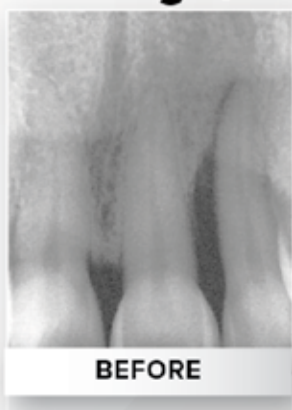
*Advanced Dual Wavelength*

## SWEEPS® Photoacoustic Endo

*Effective & Exclusive*

## Ultra-Fast, Pain-Free Cavity Preps

### TwinLight™ Periodontitis



### Peri-Implantitis Treatment




**SCHEDULE A VIRTUAL MEETING WITH A  
FOTONA SPECIALIST TODAY TO LEARN ABOUT  
OUR EXCLUSIVE GNYDM OFFER!**

**Call 972-598-9000 or email [info@fotona.org](mailto:info@fotona.org)**

**Fotona**  
Ultra Performance Lasers™  
[FOTONA.COM/US](http://FOTONA.COM/US)

 @FotonaLasers\_Official

 @FotonaLasersUS

 @FotonaLasersUSA



Let us  
bring the  
Greater NY & AAP  
Meetings  
to you!



## NEW **Aerosol Protection Loupes**

**Creates Full Orbital Seal** around your eyes offering protection from aerosols

**Secure Adjustable Fit** – through adjustable spring hinges and wire core temples

**Lightweight, Comfortable Silicone Eyecups** attach to frame magnetically and are easy to remove for cleaning and disinfecting

**Available in 2.5x, 3.0x and 3.5x Magnifications** and two frame styles



AND NEW

## **IR Headlights**

with TOUCH-FREE operation

**Eliminate Cross Contamination**

Patented Technology 8,851,709 RE46,463 9,791,138

**SAVE \$200** when you order both loupes and headlight  
*Contact Us to meet in YOUR OFFICE: [DesignsForVision.com/InOffice.htm](https://DesignsForVision.com/InOffice.htm)*



**Moving Forward, Stronger Together**

Designs for Vision, Inc.    

4000 Veterans Memorial Hwy. • Bohemia, NY 11716-1024 • 1.631.585.3300

1.800.345.4009 • [info@dvimail.com](mailto:info@dvimail.com) • [DesignsForVision.com](https://DesignsForVision.com)

# Dive into the AAID virtual experience, Nov. 11 to 14

By Kristine Colker, Implant Tribune

**E**ven with the coronavirus pandemic, there is no reason to miss out on one of the best implant meetings of the year.

This year, the American Academy of Implant Dentistry is taking its annual meeting somewhere it's never been before: online. The Virtual Experience, taking place Nov. 11 to 14 (Wednesday through Saturday), promises to provide one of the best opportunities to enhance your implant knowledge this year.

Attendees will be able to hear from a variety of like-minded dental professionals who elevated their practices and pick up tips, tricks and new techniques to take back to the office with them.

Here is a look at the virtual experience that will be offered.

## Personalized experience

The AAID continues its commitment to provide the highest quality educational experience, and this time, you are in the driver's seat. You can choose from implant-focused main podium presentations as well as new on-demand presentations and networking opportunities. Take advantage of live and prerecorded content to give you more C.E. credits than ever before. In addition, you will have access to all content for 12 months following the event.

## Best of both worlds

AAID staff know that you are busy, especially in these trying times. With the Virtual Experience, you can schedule your education around your other duties.

Take care of your patients in the morning, and learn about the latest implant-specific procedures in the evening. Sessions run until 9 p.m. Eastern on Wednesday, Thursday and Friday, and on-demand sessions are always available.

To see the full schedule for session times, go to <https://aaidvirtual.com/2020/AAID-Annual/agenda.asp?pf=FullSchedule>.

## The patient experience

Learn as a team and grow as an office through the Dental Implant Team Net-

work. This special program provides you with personalized educational sessions that are specific for your assistants, hygienists, office staff and dental technicians to elevate your team's practice.

You can attend general team sessions or any of the four tracks: administrative, hygiene, dental assistant and dental laboratory. Information about the courses can be found at <https://aaidvirtual.com/2020/AAID-Annual/aaStatic.asp?SFP=QldXRVpGUoZAMzQ4MA>.

In addition, there will be a special Team reception on Thursday, Nov. 12. The event will offer special entertainment and a

chance to unwind with your team colleagues. Pre-registration is required.

## The outreach experience

For more than 35 years, the AAID Foundation has worked to further the science of oral implantology through research grants and charitable programs. Your participation in the AAID Foundation fundraising activities are critical to the success of the foundation.

Again this year, the foundation is offering exciting and fun silent auction items for you to bid on. New to the offerings are virtual experiences. From sipping

wine to learning how to cook gourmet meals, these opportunities are experienced from the comfort of your home.

## The overall experience

There is a lot to check out during the AAID Virtual Experience. Visit [aaidvirtual.com](https://aaidvirtual.com) for a full schedule, networking opportunities, a list of silent auction items and details on how to bid on them and to register for the meeting.

You can tag the meeting on social media using [#aaidvirtual2020](https://twitter.com/aaidvirtual2020).

(Source: AAID)

## AAID Virtual Experience



## LOOKING AT Success

### Moving to Consensus





---

# Welcome to MasterClass.Dental

---

Online classes taught by the world's best doctors  
directly from their practice

---



OBSERVE



DISCUSS



YOUR CASE



ON DEMAND



ALL DEVICES



GUARANTEED

---

[www.MasterClass.Dental](http://www.MasterClass.Dental)

---





# HYGIENE TRIBUNE

— The World's Dental Hygiene Newspaper · U.S. Edition —

NOVEMBER 2020 — Vol. 13, No. 2

www.dental-tribune.com

## A new framework for a more sustainable oral health system

*Three Domain Framework might be the future of dentistry*

By DentaQuest Partnership for Oral Health Advancement Staff

Even as the COVID-19 pandemic exacerbates the nation's broken oral health care system, it has created an opportunity for the industry to move toward a new, more sustainable model centered around the patient, primary care and prevention. The DentaQuest Partnership for Oral Health Advancement released a report in late October — based on the work of the Community Oral Health Transformation Initiative learning community — that establishes a primary care-like structure for oral health care delivery, facilitates value-based payment models and enables patients to invest in their own oral health.

One hundred twenty of the industry's most prominent organizations and leaders contributed to the development of the Three Domain Framework, which lays out a clear path for providers and practices to expand access to care, improve health outcomes and reduce the cost burdens associated with poor quality of life because of oral disease.

The framework gives patients and dental and medical providers the freedom to collaborate on treatment plans that work best for a given situation within the context of overall health. It emphasizes patient and provider safety while addressing critical gaps in both patients' access to care and providers' financial viability.

"Oral health is directly linked to overall health, but our current system doesn't reflect that reality," said Dr. Sean Boynes, vice president of health improvement for the DentaQuest Partnership for Oral Health Advancement. "And COVID-19 has shined a bright spotlight on this flaw. The Three Domain Framework outlines a new approach for oral health — one that focuses on prevention and healthy outcomes, facilitates value-based payment models and will help address deep disparities in care and access. We are grateful to the many contributors who are working together to put our oral health



Photo/Provided by The DentaQuest Partnership for Oral Health Advancement

system on a new and better path. This is the future of dentistry."

The three domains can be adopted in any order, meaning the care team can determine where to begin. Providers can begin shifting models of dentistry by starting in a domain that supports their unique needs and those of their patients.

### Domain One: Advancements in teledentistry

The pandemic has increased interest in and utilization of teledentistry, but widespread adoption requires defining new treatment codes and rethinking the flow of care for a variety of dental visits.

Domain One focuses on the identification, development and adoption of telehealth strategies and builds an accessible evidence-based virtual delivery approach specific to oral health that can enhance disease prevention and whole-person health.

### Domain Two: Prioritization of minimally invasive care

The pandemic also sparked interest in

minimally invasive care (MIC), as providers sought treatment methods, such as sealants and silver diamine fluoride, that limit aerosols and the spread of COVID-19. MIC can reverse or slow early disease stages using a program of anticipatory guidance and collaborative decision-making with patients. Domain Two prioritizes the use of MIC for oral health management and maintenance.

### Domain Three: Integration and personalization of oral care delivery

Domain Three outlines an integrated care approach personalized for each patient, using risk stratification, care coordination, specialty referrals and predictive analytics that can prolong the health of the mouth from the tissue to the bone. Poor systemic health can lead to deterioration of oral health, and poor oral health can lead to systemic health complications. This domain addresses both sides of that coin, relying on evidence-based practices to enhance a person's overall health.

In the coming months, the DentaQuest

Partnership and other framework contributors will work to engage a broader set oral health care providers, payors and stakeholders to pilot and implement elements of each of the domains.

"A strong, sustainable health system is built on prevention, value and equity," said Dr. David Krol, vice president for health initiatives at the Child Health and Development Institute of Connecticut. "The Three Domain Framework, with its primary care approach, patient-centered focus and evidence-based foundation, provides the framework for increased alignment of the dental and medical communities in our shared quest for improved health outcomes for all."

Read the Three Domain Framework report, review an executive summary and watch a short video at [www.dentaquest-partnership.org/learn/online-learning-center/resource-library/three-domain-framework](http://www.dentaquest-partnership.org/learn/online-learning-center/resource-library/three-domain-framework).

The list of national organizations con-

► See FRAMEWORK, page C2