

DENTAL TRIBUNE

The World's Dental Newspaper • U.S. Edition 

MAY 2020 — Vol. 15, No. 4

www.dental-tribune.com

DENTISTRY IN AN ECO-FOCUSED WORLD

One millennial (and a periodontist's daughter) reflects on how oral care can be a little more green.

► page A3



FOR ALL YOUR LOUPE NEEDS

Designs for Vision offers new products to help keep you safe when it's time to return to work.

► page A5



HYGIENE TRIBUNE

PICKING YOUR GLOVES

Now, more than ever, barrier protection is important in your gloves.

► page B2



As dental practices resume operations, ADA offers guidance

By ADA Staff

The safety of patients and the dental team is the American Dental Association's foremost concern.

On March 16, the ADA was one of the first national professional health associations to recommend postponement of all but urgent or emergency procedures. This recommendation was intended to help mitigate the spread of the 2019 Novel Coronavirus, conserve essential personal protective equipment (PPE) for medical frontline colleagues and avoid the need for patients requiring emergency dental treatment to go to overburdened hospital emergency departments.

The ADA's March 16 recommendation that dentists restrict their practices to all but urgent and emergency care expired on April 30 and was not extended. Oral health is an integral part of overall health. Treatment of dental disease, as

well as prevention, is important to help keep people healthy. The longer dental practices remain closed to preventive care and treatment for early forms of dental disease, the more likely patients' untreated disease will progress, increasing the complexity and cost for treatment down the road.

In April, while the U.S. Centers for Disease Control and Prevention (CDC) continued to develop recommendations for dental health care professionals, dental practices began reopening in states where government mandates began to lift. The ADA recognized dentists across the country needed a science-based guidance and proactively formed a task force to do so.

The ADA's interim guidance, released in April, builds upon the already strong infection control protocols in place in dental offices and calls for the highest level of PPE available — masks, goggles

► See ADA, page A3



The ADA is offering guidance to dentists and hygienists returning to work, with recommended steps to take before, during and after care. Using different protective equipment, including masks, is one such piece of advice. Illustration/Hana Erel, freeimages.com

OPINION

A3

- Adapting dentistry to an eco-focused world.

INDUSTRY NEWS

A4-A5

- Visalys CemCore: Two opposites make a whole.
- Sterile yet dirty? Impurities on dental implants.
- Innovative loupes expand vision: Designs for Vision also introduces new headlight designs.
- Bisco: New bulk fill composite easily and quickly adjusts to tooth.

EVENTS

A6

- Hinman Dental Society awards 90 scholarships totaling \$183,000.
- AO expands online education with new webinars.

HYGIENE TRIBUNE

B1-B2

- Virtual ADHA: Annual meeting will take place online from June 26 to 28.
- Citizen science: Flossing and dental visits correlate to healthier mouths.
- Malaysian Rubber Export Council: Barrier protection critical for gloves.

Social media campaign helps dentists keep in touch with patients

The Dental Trade Alliance (DTA), in collaboration with Lanmark360, has developed a social media-based campaign that dentists and their staffs can use to stay in contact with patients during the COVID-19 pandemic.

The campaign features five 20-second animated videos, available at www.PostsForMyPatients.com, which convey timely oral health and wellness messages for patients who have not been able to see their dentist because of the quarantine,

according to a press release from Lanmark360.

Dentists and their staff who visit the "Posts For My Patients" website can post any or all of the free videos to their own social media channels with just a few clicks. Each video covers a different topic, including brushing, flossing, social distancing, checking in and eating well.

"PostsForMyPatients.com provides an easy-to-use platform for dentists to stay in touch with their patients," said Gregory

Chavez, CEO of the Dental Trade Alliance. "The videos are great reminders about the importance of practicing good oral health during the COVID-19 pandemic."

"We created this campaign in collaboration with the Dental Trade Alliance to give their member companies a proactive patient engagement tool to share with their dental partners," said Howard Klein, president of Lanmark360. "After the COVID-19 pandemic, the dental industry is poised to return stronger than

ever. In the meantime, these videos can help dental professionals and their staff remind patients they are always there for them."

Dentists and staff can view each video at www.PostsForMyPatients.com and post them directly to Facebook pages, Twitter feeds and other social media platforms. The site also includes captions for each video, or dentists can write their own.

(Source: Lanmark360)



SOOOO 2 IN 1 IS VISALYS® CEMCORE

CEMENTATION & CORE BUILD-UP How many materials do you use? With **Visalys® CemCore**, these two indications are successfully combined. The **dual-curing, comprehensive solution** guarantees an **optimized adhesive bond** and simultaneously demonstrates **outstanding stability**, even without matrices, thanks to **Active-Connect-Technology**. **Visalys® CemCore** is, of course, free from bisphenol A! kettenbach-dental.com **FOR MORE INFORMATION CALL 877-532-2123.**



IDENTIUM®
PANASIL®
FUTAR®
SILGINAT®
MUCOPREN® SOFT



KETTENBACH DENTAL
Simply intelligent



VISALYS® CEMCORE
VISALYS® CORE
VISALYS® TEMP
SUGI® BUTTERFLY
AIRWAY METRICS

DENTAL TRIBUNE

The World's Dental Newspaper - US Edition

PUBLISHER & CHAIRMAN

Torsten Oemus
t.oemus@dental-tribune.com

PRESIDENT & CHIEF EXECUTIVE OFFICER

Eric Seid
e.seid@dental-tribune.com

GROUP EDITOR

Kristine Colker
k.colker@dental-tribune.com

EDITOR IN CHIEF DENTAL TRIBUNE

Dr. David L. Hoexter
feedback@dental-tribune.com

MANAGING EDITOR

Fred Michmershuizen
f.michmershuizen@dental-tribune.com

PRODUCT/ACCOUNT MANAGER

Humberto Estrada
h.estrada@dental-tribune.com

PRODUCT/ACCOUNT MANAGER

Maria Kaiser
m.kaiser@dental-tribune.com

CLIENT RELATIONS COORDINATOR

Leerol Colquhoun
l.colquhoun@dental-tribune.com

ACCOUNTING COORDINATOR

Nirmala Singh
n.singh@dental-tribune.com

Tribune America LLC
118-35 Queens Blvd, Ste 400
Forest Hills, NY 11375
(212) 244-7181

Published by Tribune America
© 2020 Tribune America, LLC
All rights reserved.

Dental Tribune strives to maintain the utmost accuracy in its news and clinical reports. If you find a factual error or content that requires clarification, please contact Group Editor Kristine Colker at k.colker@dental-tribune.com.

Dental Tribune cannot assume responsibility for the validity of product claims or for typographical errors. The publisher also does not assume responsibility for product names or statements made by advertisers. Opinions expressed by authors are their own and may not reflect those of Tribune America.

EDITORIAL BOARD

Dr. Joel Berg
Dr. L. Stephen Buchanan
Dr. Arnaldo Castellucci
Dr. Gorden Christensen
Dr. Rella Christensen
Dr. William Dickerson
Hugh Doherty
Dr. James Doundoulakis
Dr. David Garber
Dr. Fay Goldstep
Dr. Howard Glazer
Dr. Harold Heymann
Dr. Karl Leinfelder
Dr. Roger Levin
Dr. Carl E. Misch
Dr. Dan Nathanson
Dr. Irwin Smigel
Dr. Jon Suzuki
Dr. Dennis Tartakow
Dr. Dan Ward

Tell us what you think!

Do you have general comments or criticism you would like to share? Is there a particular topic you would like to see articles about in Dental Tribune? Let us know by sending an email to k.colker@dental-tribune.com. We look forward to hearing from you!

Adapting dentistry to an eco-focused world

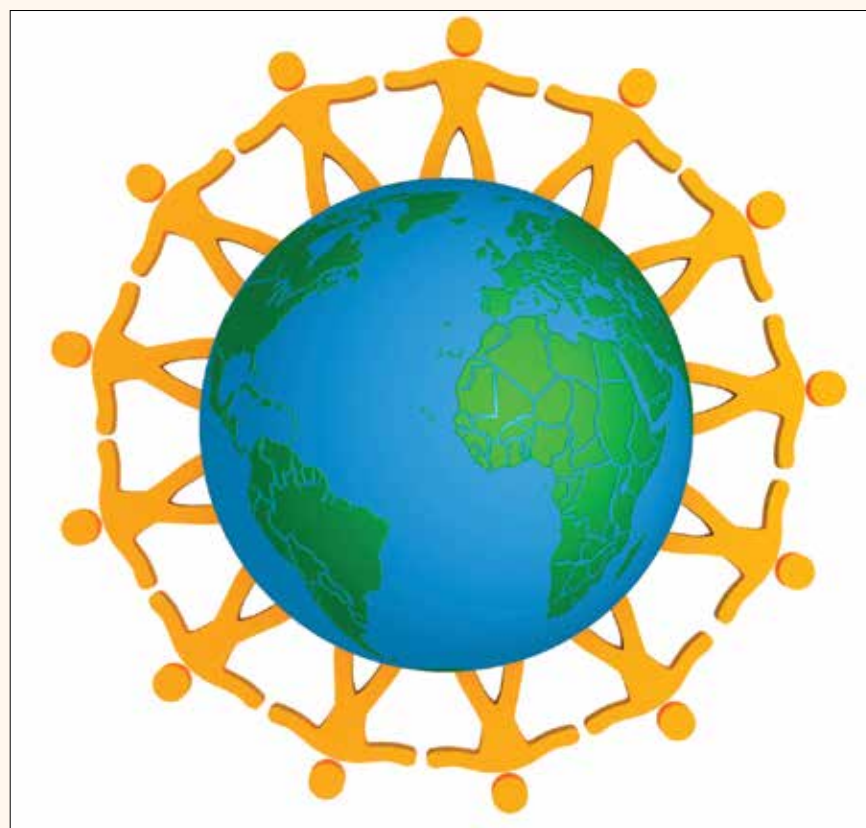
By Jaclyn Hoexter, BA
(Director, Digital Investment)

As an eco-conscious millennial in the media world and daughter of a periodontist (exposed to more conventions and surgical PowerPoint's than I'd like to admit), I was delighted to find out that oral care has turned a little bit greener.

While digitalization of surgical techniques and practices has greatly advanced sustainability in recent years, the tools that have been mass produced, such as toothpaste tubes, floss containers, plastic toothbrushes, etc., have not been part of this ecological stride. This has resulted in a mountain of non-recyclable waste over the years.

Earlier this year, I found out that Colgate had come out with the first ever vegan-certified toothpaste in a recyclable tube. In and of itself, this announcement is quite exciting and buzz-worthy; however, it was the final part of the announcement that really got people talking. Despite having dedicated the past five years to coming up with this sustainable solution, the company revealed that it will be sharing the innovative technology with competitors as part of its commitment to reducing the global presence of the most widely used forms of plastic packaging (that until now could not be recycled).

Part of what makes this announcement so exciting is that these types of tubes



File photo/Provided by Dreamstime

are not just used for toothpaste but also for skincare and a multitude of other verticals over the years. With a powerhouse like Colgate leading the charge, the oral care industry is poised to transform its industry and beyond.

Personally, I am excited to see where it leads.

(Editor's note: Jaclyn Hoexter is the daughter of Tribune America Editor in Chief David Hoexter.)

← ADA, page A1

and face shield — to help protect patients and the dental team when re-engaging in providing the full range of oral health care.

In addition, the interim guidance includes ways dentists and hygienists can reduce aerosols, such as:

- Hand scaling when cleaning teeth rather than using ultrasonic scaling.
- Use of high-velocity suction whenever possible.
- Use of rubber dental dams whenever possible.

The interim guidance also includes many recommendations covering other patient interactions.

Before dental appointments

- Dental office staff may call patients and ask questions about their current health status. They may repeat these

questions when patients arrive to make sure nothing has changed.

- Patients may have their temperature taken prior to any procedure.
- Patients may be asked to bring and wear their own masks upon arrival at the dental office.
- Patients may be asked to limit the number of people they bring to the appointment.

During dental appointments

- Patients may be asked to wait outside until the dental team is ready to see them.
- Inside the office, things that many people often touch, such as toys or magazines, may have been removed.
- The office may have hand sanitizer available for patient use.
- Dental staff may wipe down items patients touch, such as pens, clipboards or furniture.
- The computer keyboard in the dental

operator may have a disposable cover so it can be easily cleaned between patients.

- The dentist and team members may be using different protective equipment, such as different masks, face shields, gowns and goggles.

After dental appointments

- Staff will thoroughly clean the areas where patients have been, using disinfectants that are effective against the virus that causes COVID-19.

The ADA will be releasing a guide and interactive checklist to aid dentists in assessing virus transmission risks in their practices, including factors such as local disease transmission rates, patient-and treatment-specific issues and facility considerations.

Guided by the best-available scientific evidence, the ADA will continue to provide recommendations for the health and safety of patients and dental professionals.

Visalys CemCore: Two opposites make a whole

By Kettenbach Dental Staff

A single composite for cementation and core build-up. This has long been considered impossible because of conflicting requirements. By means of patented Active-Connect-Technology (ACT), however, dental specialist Kettenbach Dental has succeeded in meeting the challenge without compromising the material.

The result is the Visalys CemCore system, which enables both adhesive cementation and core build-up to be achieved with just a few components, interlinking brands and the business.

Cementation composites need to be as hydrophilic as possible and highly fluid, whereas core build-up requires a high degree of stability and a material that swells as little as possible. Kettenbach Dental states that it has developed a technology that eliminates the conflicts: Active-Connect-Technology. This technology allows optimal mixing of the somewhat hydrophobic cementation composite, Visalys CemCore, with the hydrophilic Visalys Tooth Primer on the damp surface of the tooth.

Despite its hydrophobic properties, the innovative composite achieves a high adhesive strength without swelling. Visalys CemCore flows into every clearance and yet displays a high degree of stability; gentle application of pressure en-



Photo/Provided by Kettenbach Dental

ures the degree of flow required when carrying out the restoration, Kettenbach states. Meanwhile, release the pressure, and Visalys CemCore reverts to its firm consistency so that excess material does not expand and is easy to remove after application, according to the company.

The Visalys CemCore system incorporates three basic components: the composite cement after which it is named, one single-component primer for teeth and another for restoration. It is convenient to use and can be tailored to the application, according to the company.

Visalys CemCore is available in a 5 ml

dual-chambered syringe. The range of five colors [Universal (A2/A3), Translucent, Bleach, Opaque and Dark (A4)] ensures an excellent basis for esthetic outcome, according to the company.

For securing restorations where outstanding esthetics are demanded, additional color-matched try-in pastes are available. The Tooth Primer can be applied directly to dentine or enamel without mixing, and the Restorative Primer is suitable for pre-treatment of all restoration surfaces, Kettenbach asserts.

This makes the Visalys CemCore system suitable both for cementation and also for

To learn more

For more information about Kettenbach products, call (877) KEBA-123 or visit www.kettenbach.com.

core build-up using a single composite. The Active-Connect-Technology ensures powerful adhesion with Visalys Tooth Primer and Visalys Restorative Primer, while low liquid absorption ensures a high degree of dimensional stability in the core build-up and hence a reduced risk of fracture in the final restoration, according to the company.

Visalys CemCore is available to try in Universal (A2/A3) color with a starter pack, which includes not only the Visalys CemCore but also Visalys Tooth Primer and Visalys Restorative Primer, along with the required accessories.

About Kettenbach LP

Kettenbach LP is located in Huntington Beach, Calif., and is the exclusive U.S. distributor for Kettenbach GmbH & Co. KG, located in Eschenburg, Germany. Founded by August Kettenbach in 1944, Kettenbach GmbH was created for the development and marketing of medical and dental products. Today, the company is one of the leading international producers of impression materials for dental use and is also known in other surgical areas of medicine.

For more information, visit www.kettenbach.com.


Sterile yet dirty? Impurities on dental implants

By CleanImplant Foundation Staff

In 2019, the FDA released 2.1 million reports of failed dental implants. Most of these failures were related to a lack of osseointegration. Are patients with clinical preconditions or poorly trained dentists the only causes?

"Sterilized impurities, revealed on packaged implants, may play a significant role in these implant failures. In these difficult times, the very last problem our patients need are significant contaminants on the sterile implants we use in our practice. No one would accept chromium, copper, nickel or major organic impurities in their bone," said Dr. Dirk U. Duddeck, CleanImplant Foundation's Head of Research.

This non-profit organization conducts independent quality assessments of dental implants in ISO 17025-accredited labs. Based on the data of hundreds of different implants, almost every second implant sample — all carrying FDA or CE labels — showed alarming contamination,



according to the organization. And the situation has worsened in recent years.

Renowned scientists, such as Albrektsson, Wennerberg, Norton and de Bruyn, support the project and have developed



the globally recognized Trusted Quality seal, ensuring clean medical products based on a consensus guideline. Dentists using implants — contaminated within the factory — should be aware of two dif-

ferent risks: a poorer clinical outcome and the increasing danger of patients' lawsuits. Both risks are avoidable.

For more information, visit www.cleanimplant.org.

Fig. 1 (left): Numerous organic particles (black) on a ceramic implant, SEM 500x.

Fig. 2: Organic particles (black) on outer thread of titanium implant, SEM 500x.

Photos/Provided by CleanImplant Foundation

Innovative loupes expand vision

Designs for Vision also introduces new headlight designs

By Designs for Vision Staff

In today's world, it is especially important to make sure you have the proper eyewear. To that end, Designs for Vision is offering a variety of new product lines. Design for Vision's new Aerosol Protection Loupes creates a seal around your eyes to protect against aerosols. These loupes are available with 2.5x, 3.0x and 3.5x magnifications and come in two frame styles.

The company is also offering the LoupeSaver™ Face Shield. The product is made from optical grade plastic and has a flat panel design that reduces optical aberrations. The shield can be clipped to loupes, with no headband needed, allowing a headlight to be placed inside or outside of the shield.

In addition to these products, Designs for Vision has launched several new products lines in the past few months, including the new patented Panoramic Field Loupes (US pat. 8928975B2).

According to the company, the Panoramic Loupes represent the most significant advancement in telescope design in more than 100 years. The viewable areas are twice as large as prismatic expanded-field designed loupes and up to five times greater than Galilean loupes. Panoramic Field loupes provide unprecedented field of view, clarity, definition and color, the company asserts.

Designs for Vision is also adding the Micro 3.0EF to the award-winning Micro Series Loupes. The Micro 3.0EF has a field of view of 100 mm and weighs less than 70 grams. The Micro Series also includes REALITY 5 Star rated Micro 3.5EF Scopes and Micro 4.5EF Scopes. These scopes use a revolutionary optical design that reduces the size of the prismatic telescope by 50 percent and reduces the weight by 40 percent while providing an expanded field view of the oral cavity.

If you want the lightest 3.0x magnification, get the new 3.0x Galilean loupes. According to the company, the lightweight Galilean design enables clinicians to step up in magnification while retaining an expansive 70 mm field of view.

Designs for Vision is also introducing patented (US pat. 8,851,709 & RE46,463) hands-free infrared technology with the WireLess IR HDi and the Micro IR HDi headlights. The patented IR feature enables practitioners to operate a headlight without touching the system. The IR headlights use a built-in infrared signal to enable the user to turn the light on or off simply and safely, according to the company. Onboard biometrics sense the position of the headlight to filter out unintended signals while working.

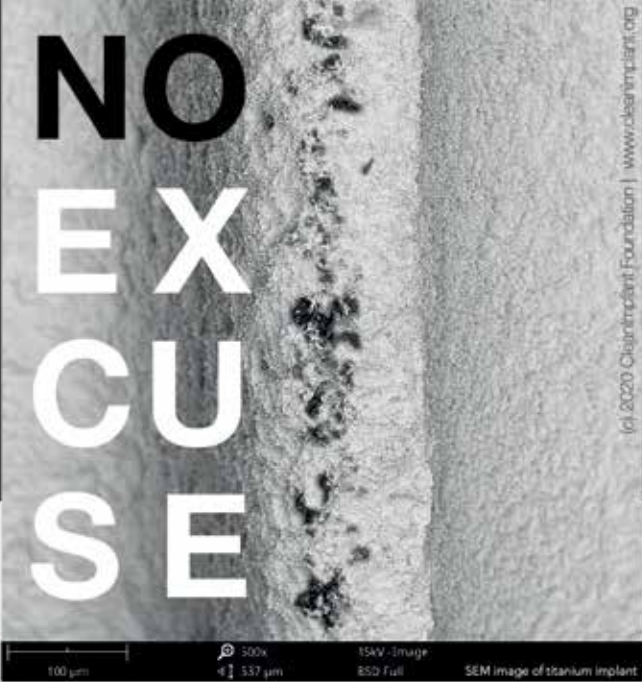
Designs for Vision's WireLess™ headlights free practitioners from being tethered to a battery pack. The modular designs uncouple the headlights from a specific frame or single pair of loupes.



According to Designs for Vision, the new Panoramic Field Loupes represent the most significant advancement in telescope design in more than 100 years. Graphic/Provided by Designs for Vision

The compact design of the LED DayLite® WireLess headlights are independent of any frame/loupes. You can see the Visible Difference® yourself by visiting Designs for Vision at www.designsforvision.com. The company is currently taking appointments for

virtual meetings, and you can also find information on selecting an N95 mask that accommodates eyewear as well as nose pad adjustments to fit properly over the mask as well as information on disinfection procedures for loupes and headlights.



NO EXCUSE

100 µm 500x 15kV-Image ESD Full SEM image of titanium implant


FACTORY-MADE CONTAMINATED MEDICAL DEVICES?

TIMES ARE CHANGING – SO NO MORE EXCUSES.

Has your implant system been independently tested by the CleanImplant quality assessment?

Leave no doubts.
Be on the safe side.
Clinically and legally.

Join our project and get the information you need:
www.cleanimplant.org
info@cleanimplant.org



CLEAN IMPLANT FOUNDATION

Hinman Dental Society awards 90 scholarships totaling \$183,000

Hinman gifts students at 46 Southeastern dental schools and programs

The Hinman Dental Society — sponsor of one of the nation's largest dental meetings, The Thomas P. Hinman Dental Meeting — has awarded scholarships totaling \$183,000 to 90 students enrolled at 46 dental schools and dental programs throughout the Southeast.

The students selected for scholarships are named "Hinman Scholars" and typically receive their scholarships at the Hinman Dental Meeting in March. With the cancellation of the meeting this year, scholarships were mailed to students.

"Despite being unable to host the Hinman Dental Meeting, which typically helps fund these scholarships, we felt it was critical to move forward with awarding the student scholarships," said Dr. Max Ferguson, chair of the Hinman Dental Society Trustees. "It's not only an important part of our mission to support dental education, but we recognize that college students also have been impacted by the pandemic and could really use this scholarship money in these unprecedented times."

Hinman Scholars are selected with input from the dean or head of each school's dentistry, dental hygiene and dental assisting departments. Student recipients are typically in the top 10 percent of their class.

"I was thrilled when I received an email from Hinman that I was still going to get the scholarship. I was looking forward to the receipt of that check to pay for my school expenses for the final semester," said Mustapha Conteh, a dental hygiene student at Atlanta Technical College. "Hinman did exactly what it promised! It means a lot to me that I was chosen



Illustration/Provided by Hinman Dental Society

among dozens of students to be named a Hinman Scholar — hard work and perseverance can propel anybody to success in life."

Another student found the scholarship announcement to be a catalyst for her.

"The day I received the email ... I cried, followed by uncoordinated dance and laughter. I was so emotional and overwhelmed that day. I called my father to express how he was 'off the hook' from supporting me this summer," said Raven Douglas, a dental student at Meharry Medical College, who lost her mother a few years ago to cancer. "I am so undoubtedly grateful that the Hinman Dental Society recognizes those students who excel despite adversity. It's almost like reaffirmation! I am so proud to be recognized as a Hinman Scholar."

The Hinman Scholarship Program

During the past 20 years, the Hinman Dental Society has contributed more than \$10 million in scholarships and large gifts in support of dental education.

In 1986, the society created a scholarship program that would donate money to dental students based on need and

performance. Three years later, hygiene students were added to the scholarship program. In 2005, scholarships for dental assisting students also were added. In addition, the society has funded endowed chairs at several dental schools.

The Hinman Meeting, now in its 108th year, annually attracts more than 20,000 dentists, hygienists, assistants, students and other dental professionals and industry personnel to Atlanta. In addition, nearly 400 companies exhibit at the conference, which is held every March.

Dental scholarship schools

- Dental College of Georgia at Augusta University (Ga.)
- Medical University of South Carolina
- Meharry Medical College (Tenn.)
- University of Alabama at Birmingham
- University of Florida
- University of Kentucky
- University of Louisville (Ky.)
- University of Mississippi
- University of North Carolina
- University of Tennessee
- Virginia Commonwealth University

Hygiene scholarship schools

- Albany State University (Ga.)
- Athens Technical College (Ga.)
- Atlanta Technical College (Ga.)
- August University (Ga.)
- Central Georgia Technical College (North & South Campuses)
- Chattanooga State Technical Community College (Tenn.)
- Clayton State University (Ga.)
- Columbus Technical College (Ga.)
- East Tennessee State University
- Georgia Highlands College
- Georgia State Perimeter College
- Lanier Technical College (Ga.)
- Roane State Community College (Tenn.)
- Santa Fe College (Fla.)
- Savannah Technical College (Ga.)
- Southeastern Technical College (Ga.)
- Tennessee State University
- University of Louisville (Ky.)
- University of North Carolina-Chapel Hill
- University of Tennessee
- Wallace State Community College (Ala.)
- West Georgia Technical College (Ga.)
- Wiregrass Georgia Technical College (Ga.)

Dental assisting schools

- Albany Technical College (Ga.)
- Athens Technical College (Ga.)
- Atlanta Technical College (Ga.)
- Augusta Technical College (Ga.)
- Columbus Technical College (Ga.)
- Georgia Northwestern Technical College
- Gwinnett Technical College (Ga.)
- Lanier Technical College (Ga.)
- Ogeechee Technical College (Ga.)
- Savannah Technical College (Ga.)
- West Georgia Technical College (Ga.)
- Wiregrass Georgia Technical College (Ga.)

AO expands online education with new webinars

The Academy of Osseointegration (AO) continues to expand its comprehensive live online educational program with new webinars planned for May and June.

Offered as a complimentary benefit of membership, the academy's live webinar series provides an essential portal through which dental professionals can gain cutting-edge, evidence-based insights in implant dentistry, including COVID-19, as well as interact directly

with the experts. Non-members can also register at a nominal fee.

All live and archived webinar presentations are complimentary as a member benefit to all active AO members and can be found at www.pathlms.com/ao/courses/3393.

Each of the webinars are certified for 1 ADA-CERP credit hour and are recorded and available to members for 90 days following each live webinar or posted

course. For non-members, there is a \$50 fee. After 90 days, webinars will be archived and no C.E. credit will be available.

The academy's online archive is available only to members. For questions, please contact Kim Scroggs, director of education, at kimscroggs@osseo.org.

Upcoming webinars include:

- May 28: "Precision, Productivity & Long-Term Stability in Implant Prosthetics (A Must-see for Surgical Team Mem-

bers Too," noon ET, by Robert Vogel, DDS.

- June 4: "Zygomatic Implants: Optimization and Innovation," 10 a.m. ET, by James Chow, MBBS, MDS.

• June 9: "State of the Art of Dental Restorative Digital Workflow: Surgical Planning and Prosthetic Solutions," noon ET, by Marco Cicciu, DDS, PhD, MSc.

- June 11: "Reconstructive Therapy in the Management of Peri-implantitis," noon ET, by Alberto Monje, DDS.

One Vision, One Goal



Stronger Together



Designs for Vision, Inc.

4000 Veterans Memorial Hwy. • Bohemia, NY 11716-1024 • 1.631.585.3300

1.800.345.4009 • info@dvimail.com • DesignsForVision.com

® [f](#) [i](#) [t](#) [i](#) @Designs4Vision

HYGIENE TRIBUNE

— The World's Dental Hygiene Newspaper • U.S. Edition —

MAY 2020 — VOL. 13, No. 1

www.dental-tribune.com

Virtual ADHA

Annual meeting will take place online from June 26 to 28

By Dental Tribune Staff

The annual American Dental Hygienists' Association conference — which is billed as “The largest, most comprehensive and cost-effective event for dental hygienists in the nation” — is going virtual this year.

The meeting, originally scheduled to take place in New Orleans, will run from Friday, June 26 to Sunday, June 28.

“Due to the enduring impact of COVID-19, ADHA has made the very difficult decision to cancel our in-person annual conference,” the organization said in a post to its Facebook page on April 25. “We were really looking forward to seeing you in New Orleans; however, the health and safety of our community must come

first. So, we're going virtual! Although we can't be together in person, we can unite from the comfort of home for the first-ever ADHA Virtual Conference.”

Up to 21 C.E. credits will be available during the weekend, and topics include oral cancer assessment, HPV, dental sealants, varnish solutions, mobile dentistry, orofacial myofunctional therapy, implant therapy and depression in staff and patients, among others.

Of particular interest will be “A Conversation with the ADHA Task Force on Return to Work” at 2:45 p.m. Central Time on Saturday as well as a “COVID-19: Your Questions Answered” roundtable at 4 p.m. Central Time on Saturday.

For more information, for a complete schedule and to register for the event, head to to www.adha2020.org.



Attendees head into the 2019 ADHA annual meeting in Louisville, Ky. This year, the ADHA meeting is going virtual. Photo/Dental Tribune file photo

Citizen science: Flossing and dental visits correlate to healthier mouths

Most people know that good oral hygiene — brushing, flossing and regular dental visits — is linked to good health. Colorado State University microbiome researchers offer fresh evidence to support that conventional wisdom by taking a close look at invisible communities of microbes that live in every mouth.

The oral microbiome — the sum total of microorganisms, including bacteria and fungi, that occupy the human mouth — was the subject of a crowd-sourced, citizen science-driven study by Jessica Metcalf's research lab at CSU and Nicole Garneau's research team at the Denver Museum of Nature & Science. Published in *Scientific Reports*, the study found, among other things, a correlation between people who did not visit the dentist regularly and increased presence of a pathogen that causes periodontal disease.

For the experiments, carried out by Garneau's community science team in

the Genetics of Taste Lab at the museum, a wide cross-section of museum visitors submitted to a cheek swab and answered simple questions about their demographics, lifestyles and health habits. Microbial DNA sequencing data analyzed by Metcalf's group revealed, broadly, that oral health habits affect the communities of bacteria in the mouth. The study underscored the need to think about oral health as strongly linked to the health of the entire body.

Cheek swabs

Back in 2015, paper-co-author Garneau — who earned her Ph.D from CSU — and her team trained volunteer citizen scientists to use large swabs to collect cheek cells from museum visitors — a naturally diverse population — who consented to the study. These trained citizen scientists helped collect swabs from 366 individuals — 181 adults and 185 youth aged 8 to 17.

The original impetus was to determine whether and to what extent the oral microbiome contributes to how people taste sweet things. In collecting this data, which was also reported in the paper, the researchers noted more significant data points around oral health habits.

Flossing and regular dental care

The study grouped people who flossed or didn't floss (almost everyone said they brushed, so that wasn't a useful data point). Participants who flossed were found to have lower microbial diversity in their mouths than non-flossers. This is most likely because of the physical removal of bacteria that could be causing inflammation or disease.

Adults who had gone to a dentist in the last three months had lower overall microbial diversity in their mouths than those who hadn't gone in 12 months or longer and had less of the periodontal disease-causing oral pathogen, *Treponema*.

This, again, was probably because of dental cleaning removing rarer bacterial taxa in the mouth. Youth tended to have had a dental visit more recently than adults.

Youth microbiomes differed among males and females and by weight. Children considered obese according to their body mass indices had distinct microbiomes as compared to non-obese children. The obese children also tended to have higher levels of *Treponema*, revealing a possible link between childhood obesity and periodontal disease.

Results also saw that people who lived in the same household shared similar oral microbiomes.

The study was made possible by a Science Education Partnership Award from the National Institute of General Medical Sciences, National Institutes of Health (Award #R25OD021909).

(Source: Colorado State University)

Barrier protection critical with gloves

While caring for their patients, dental and health care professionals are constantly exposed to bodily fluids that may carry viruses and other infectious agents. It is critical the gloves these professionals use provide the best possible barrier protection, especially today.

Many types of gloves are available, but it is important to know that not all gloves have the same barrier capability, depending on the type of material used. For example, natural rubber latex gloves have long been acknowledged for their very effective barrier properties, while non-latex gloves, such as vinyl (polyvinyl chloride), have inferior barrier capability as shown by numerous studies.

Quality, safety top priorities

Other synthetic gloves, such as nitrile and polyisoprene, perform much better than vinyl but are more costly, especially polyisoprene gloves. Using gloves with inferior capability could expose both the patient and user to harmful infections.

Malaysia is the world's largest medical gloves exporter (latex and nitrile). Both quality and users' safety are of top priority to the nation's glove industry. To this end, a quality certification program (the Standard Malaysian Glove, or the SMG) has currently been formulated for latex examination gloves.

Stringent technical specifications

All SMG-certified gloves must comply with stringent technical specifications to ensure the gloves are high in barrier effectiveness, low in protein and low in allergy risks, in addition to having excellent comfort, fit and durability — qualities that manufacturers of many synthetic gloves are trying to achieve.

Latex gloves are green products, derived from a natural and sustainable resource, and are environmentally friendly. (You can learn more by visiting www.smgonline.biz or www.latexgloves.info).

The use of low-protein, powder-free gloves has been demonstrated by many independent hospital studies to markedly reduce the incidence of latex sensitization and allergic reactions in workplaces.

More important, latex-allergic individuals donning non-latex gloves can now work alongside their coworkers wearing the improved low-protein gloves without any heightened allergy concern. However, for latex-allergic individuals, it is still important they use appropriate non-latex gloves, such as quality nitrile and polyisoprene gloves, which provide them with effective barrier protection.

Extensive array of brand, prices

Selecting the right gloves should be an educated consideration to enhance

safety for both patients and users. For decades, gloves made in Malaysia have been synonymous with quality and excellence, and they are widely available in an extensive array of brands, features and prices. Dental gloves can be sourced either factory direct (www.mrepc.com/marketplace) or from established dental products distributors in the United States and Canada.

(Source: MREPC)



Photo/Provided by Malaysian Rubber Export Promotion Council

AD

Welcome to MasterClass.Dental

Online classes taught by the world's best doctors directly from their practice

OBSERVE

DISCUSS

YOUR CASE

ON DEMAND

ALL DEVICES

GUARANTEED

www.MasterClass.Dental

Tribune Group

dti

ADA CERP® Continuing Education Recognition Program

Tribune Group GmbH is an ADA CERP Recognized Provider. ADA CERP is a service of the American Dental Association to assist dental professionals in identifying quality providers of continuing dental education. ADA CERP does not assign credit for individual courses or instructors, nor does it assign credit for individual courses or instructors. The ADA CERP logo is for informational purposes only.

Tribune Group GmbH designates this activity for 1 continuing education credit. This continuing education activity has been planned and implemented in accordance with the standards of the ADA Continuing Education Recognition Program (ADA CERP) through joint efforts between Tribune Group GmbH and Dental Tribune Inc. GmbH.