

# ENDO TRIBUNE

The World's Endodontic Newspaper • U.S. Edition

APRIL 2014 — VOL. 9, No. 3

www.dental-tribune.com

## Advocacy

### AAE calls on dental partners to champion root canal safety

The effectiveness of root canal treatment is well established in dentistry, but according to the American Association of Endodontists, misinformation continues to circulate on the Internet that may cause patients to question the safety of endodontics.

During its recent Root Canal Awareness Week, which was held March 30 to April 5, the AAE asked everyone in the dental industry to be an advocate for good dental health and share information about root canal safety.

Now, a new web page, [www.aae.org/rootcanalsafety](http://www.aae.org/rootcanalsafety), provides endodontists, general dentists, dental media, industry partners and patients with authoritative and reliable information about the safety of endodontic treatment, while debunking myths that root canals cause cancer or other health problems.

"As dental professionals, we know there is no evidence of a link between root canal treatment and cancer or other diseases," said AAE President Dr. Gary R. Hartwell. "Unfortunately, claims to the contrary, with sensational headlines, continue to make their way through social media and can be persuasive to a small portion of the public. It is in the best interest of patients to understand there is no valid, scientific evidence linking root canals to such health problems, and also to understand the advancements in modern dentistry that make endodontic treatment predictable, effective and successful."

AAE resources to help support root canal safety include the following:

- Root Canal Safety Fact Sheet — explains the history of focal infection theory and research showing that there is no valid, scientific evidence linking endodontically treated teeth and systemic disease.
- Myths About Root Canals — patient-focused information explaining the safety and effectiveness of root canal treatment.
- Tooth Saving Tips — patient-focused resource explaining why saving a tooth is the preferred choice for optimal health.
- Endodontists Put Root Canal Patients at Ease — video educating patients about endodontic specialists and root canal procedures.
- Endodontists: Partners in Patient Care — video explaining the relationship be-

► See SAFETY, page D2



The Gaylord National Resort and Convention Center, located in National Harbor, Md., will host the 2014 AAE Annual Session.

Photo/Provided by Gaylord National Resort and Convention Center

## In D.C., world-renowned speakers, hands-on education on tap

### 'Striving for Perfection' is theme of AAE Annual Session

The 2014 AAE Annual Session will be held April 30 to May 3 (Wednesday through Saturday) at the Gaylord National Resort and Convention Center in National Harbor, Md.

According to organizers, the meeting will offer world-renowned speakers, hands-on educational opportunities, special events and convenient transportation to attractions in the nation's capital. The exhibit hall will feature products and services, as well as various corporate workshops and lectures.

"As endodontic specialists, we aspire to provide the highest quality of care to our patients," say AAE President



Meeting participants attend an educational presentation offered by Dr. Leesa Morrow and Dr. Donald R. Nixdorf at the 2013 AAE meeting in Honolulu.

Photo/Fred Michmershuizen, Managing Editor

Gary Hartwell and General Chair Mark Schachman, in a letter to meeting attendees. "The 2014 AAE Annual Session — 'Striving for Perfection' — celebrates and supports your efforts to stay at the top of our field. Against the backdrop of historic Washington, D.C., this year's meeting focuses on the topics, technologies and treatments that will keep you on the cutting edge of endodontics."

"Whether you are a clinician, staff member, educator, student or corporate representative, this meeting will deliver exactly what you need to grow person-

► See ANNUAL SESSION, page D4

## - SAFETY, Page D1

tween general dentists and endodontic specialists.

A recent study published in JAMA Otolaryngology — Head & Neck Surgery tested the association between dental caries and head and neck cancers. Results indicate that patients who have had one endodontic treatment had no change in their risk of cancer, while those who had two or more endodontic treatments actually had a 45 percent reduction in their risk of cancer.

The study could be a valuable talking point with patients and reinforces the fact that root canal treatment is both a safe and effective way to save the natural dentition.

The AAE encourages the dental community to share these education resources via websites and social media channels to help get the facts to patients



The AAE used this poster to help promote Root Canal Awareness Week.

Photo/Provided by AAE

about root canal safety. Dental professionals can connect with AAE on Facebook at [www.facebook.com/endodontists](http://www.facebook.com/endodontists)

and on Twitter at @savingyourteeth and @AAENews.

(Source: AAE)

AD

103rd THOMAS P. HINMAN DENTAL MEETING

FOUNDATION FOR THE FUTURE

*Hinman*

MARCH 26-28, 2015  
ATLANTA, GA  
GEORGIA WORLD CONGRESS CENTER  
& OMNI HOTEL AT CNN CENTER

Dr. Dave C. Lee, General Chairman  
Dr. Patrick H. Yancey, III, President

## ENDO TRIBUNE

## PUBLISHER &amp; CHAIRMAN

Torsten Oemus [t.oemus@dental-tribune.com](mailto:t.oemus@dental-tribune.com)

## PRESIDENT/CEO

Eric Seid [e.seid@dental-tribune.com](mailto:e.seid@dental-tribune.com)

## GROUP EDITOR

Kristine Colker [k.colker@dental-tribune.com](mailto:k.colker@dental-tribune.com)

## EDITOR IN CHIEF ENDO TRIBUNE

Frederic Barnett, DMD [barnettF@einstein.edu](mailto:barnettF@einstein.edu)

## MANAGING EDITOR ENDO TRIBUNE

Fred Michmershuizen  
[f.michmershuizen@dental-tribune.com](mailto:f.michmershuizen@dental-tribune.com)

## MANAGING EDITOR

Sierra Rendon [s.rendon@dental-tribune.com](mailto:s.rendon@dental-tribune.com)

## MANAGING EDITOR

Robert Selleck, [r.selleck@dental-tribune.com](mailto:r.selleck@dental-tribune.com)

## PRODUCT/ACCOUNT MANAGER

Humberto Estrada [h.estrada@dental-tribune.com](mailto:h.estrada@dental-tribune.com)

## MARKETING DIRECTOR

Anna Kataoka  
[a.kataoka@dental-tribune.com](mailto:a.kataoka@dental-tribune.com)

## EDUCATION DIRECTOR

Christiane Ferret [c.ferret@dtstudyclub.com](mailto:c.ferret@dtstudyclub.com)

## ACCOUNTING COORDINATOR

Nirmala Singh [n.singh@dental-tribune.com](mailto:n.singh@dental-tribune.com)

Tribune America, LLC  
116 West 23rd Street, Suite 500  
New York, NY 10011  
Phone (212) 244-7181  
Fax (212) 244-7185

Published by Tribune America  
© 2014 Tribune America, LLC  
All rights reserved.

Tribune America strives to maintain the utmost accuracy in its news and clinical reports. If you find a factual error or content that requires clarification, please contact Managing Editor Fred Michmershuizen at [f.michmershuizen@dental-tribune.com](mailto:f.michmershuizen@dental-tribune.com).

Tribune America cannot assume responsibility for the validity of product claims or for typographical errors. The publisher also does not assume responsibility for product names or statements made by advertisers. Opinions expressed by authors are their own and may not reflect those of Tribune America.

## EDITORIAL BOARD

Frederic Barnett, Editor in Chief

Dr. Roman Borczyk  
Dr. L. Stephen Buchanan  
Dr. Gary B. Carr  
Prof. Dr. Arnaldo Castellucci  
Dr. Joseph S. Dovgan  
Dr. Unni Endal  
Dr. Fernando Goldberg  
Dr. Vladimir Gorokhovskoy  
Dr. Fabio G.M. Gorni  
Dr. James L. Gutmann  
Dr. William "Ben" Johnson  
Dr. Kenneth Koch  
Dr. Sergio Kuttler  
Dr. John T. McSpadden  
Dr. Richard E. Mounce  
Dr. John Nusstein  
Dr. Ove A. Peters  
Dr. David B. Rosenberg  
Dr. Clifford J. Ruddle  
Dr. William P. Saunders  
Dr. Kenneth S. Serota  
Dr. Asgeir Sigurdsson  
Dr. Yoshitsugu Terauchi  
Dr. John D. West

## Tell us what you think!

Do you have general comments or criticism you would like to share? Is there a particular topic you would like to see articles about in Endo Tribune? Let us know by e-mailing [feedback@dental-tribune.com](mailto:feedback@dental-tribune.com). We look forward to hearing from you! If you would like to make changes to your subscription (name, address or to opt out) please send us an e-mail at [database@dental-tribune.com](mailto:database@dental-tribune.com) and be sure to include which publication you are referring to. Also, please note that subscription changes can take up to 6 weeks to process.

# CALASEPT® Endo-line

**CALASEPT®**  
Irrigation needles  
Double side vent

**NEW**

## **CALASEPT Irrigation Needles**

- \* Double side vented
- \* With luer lock hub
- \* Bendable
- \* High quality stainless steel
- \* Sterile and disposable
- \* Easy for cleaning out the canals
- \* Container packed



**CALASEPT® Plus**  
Calcium Hydroxide

**NEW**

## **CALASEPT PLUS**

- \* More than 41% calcium hydroxide
- \* Optimal calcium release
- \* Strong bactericidal effect pH 12.4
- \* Flexi-needle for precise and deep application



**Call Wykle Research for a Free sample  
of our Calasept products 800-859-6641**

Made by:



Distributed by:



**WYKLE  
RESEARCH, INC.**

2222 College Parkway,  
Carson City, NV 89706  
Tel. 800-859-6641  
Fax. 888-329-9955  
[www.wykleresearch.com](http://www.wykleresearch.com)

← ANNUAL SESSION, Page D1

ally and professionally,” Hartwell and Schachman say.

James Bradley, author of the New York Times bestseller “Flags of Our Fathers,” will offer the keynote address on Wednesday morning during the President’s Breakfast, to be held in the Potomac Ballroom.

Bradley’s book follows the lives of the five U.S. Marines and one U.S. Navy Corpsman who would eventually be made famous by Joe Rosenthal’s lauded photograph of the flag raising at Iwo Jima, one of the costliest and most horrifying battles of World War II’s Pacific Theater.

#### General session

The general session, to be held in the Potomac Ballroom on Wednesday from 12:30 to 5 p.m., will feature a series of



The Gaylord National Resort and Convention Center offers dining, shopping, entertainment and more — all under one roof. Photo/Provided by Gaylord National Resort and Convention Center



Dr. Allen Ali Nasseh at last year’s meeting. Photo/Fred Michmershuizen, Managing Editor

AD

**THE LARGEST DENTAL MEETING IN CANADA**

**Palais des congrès de Montréal MONTRÉAL CANADA**

**May 23<sup>rd</sup> to 27<sup>th</sup> 2014**

FOR INFORMATION

[www.odq.qc.ca](http://www.odq.qc.ca)

**ANNUAL CONVENTION**

ORDRE DES DENTISTES DU QUÉBEC

**Journées dentaires internationales du Québec**

30- to 45-minutes lectures. This year’s educational tracks will be introduced in the following back-to-back presentations:

- “A Skeptic’s Guide to Clinical Practice.”
- “NIDCR/NIH: Research Advancing Oral Health.”
- “Present State of Craniofacial Regenerative Concepts.”
- “An Overview of Regenerative Endodontics.”
- “Endodontic Microsurgery: Integral and Important Part of the Endodontic Practice.”
- “Saving Teeth: Why This Matters to Patients and Society.”

#### Workshops

Meeting attendees are invited to join well-known AAE speakers for an authoritative workshop program, to be held throughout the event. Highlights include the following:

- “Workshop on Posterior Mandibular Endodontic Surgery,” to be presented on Thursday from 8 a.m. to 5 p.m. by Dr. Mahmoud Torabinejad.
- “Retreatment Workshop,” to be presented Friday from 8:30 a.m. to noon by Dr. Julian Webber.
- “CBCT Workshop,” to be presented Friday from 1:30 to 5 p.m. by Dr. Madhu K. Nair.
- “Restoration of Endodontically Treated Teeth with Bonded Cores and Fiber Posts,” to be presented Friday from 1:30 to 5 p.m. by Dr. Jorge Perdigao.
- “Are You Flipped, Inverted or Prezi? A Workshop to Improve Your Presentations,” to be presented Saturday from 8:30 to 11:45 a.m. by Dr. Yaara Y. Berdan and Dr. Thomas A. Levy.

#### Exhibit hall

The exhibit hall at the AAE Annual Session is among the largest gatherings of endodontic product and service suppliers in the world. Attendees are invited to take advantage of this diverse marketplace to conduct research and transactions.

The exhibit hall schedule is as follows:

- Wednesday, 10 a.m. to 6 p.m., with happy hour from 5 to 6 p.m.
- Thursday, 8 a.m. to 5 p.m., with attendee lunch from 11:30 a.m. to 1 p.m.
- Friday, 9 a.m. to 6 p.m., with happy

► See ANNUAL SESSION, page D6

1884 Bellmore Ave  
Bellmore, NY 11710

# Franklin Dental Supply

Price, Quality and Performance You Can Build Your Practice Around

AAE CONVENTION SPECIAL  
OFFER EXPIRES 05/31/14

Toll Free: 1 800 972 7917

www.FranklinDentalSupply.com

P: 516 783 8900

## C-FILE

6/Box  
21mm/  
25mm

#6,8,10

SRP: \$15.00  
SALE: \$9.99

JOIN THE  
ROYDENT  
LOYALTY  
PROGRAM AND  
SAVE MORE!



## ENDO ASSIST

Unique organizer  
holds entire endo  
procedure.

Autoclavable.

#50Z460

ZIRC



SRP: \$24.99  
SALE: \$22.99

## ENDO ICE

COLTENE  
WHALEDENT

- Used as a diagnostic tool for the determination of pulpal health
- Environmentally safe; requires no refrigeration
- New Green color
- Fresh spearmint scent



#H05032

-Product is applied to cotton pellet which is then applied to tooth for vitality check

6 oz./168g.  
Spray Can

SRP: \$29.99  
SALE: \$19.99

## TUBULICID

TUBULICID BLUE is used for cleaning larger surface areas, for example before cementing crowns and bridges.

TUBULICID RED should be used for cleaning cavities and distribution of fluoride to enamel and dentin, for example in the treatment of hypersensitive cervical dentin.

Also available in kit (Red Kit & Blue Kit)  
Tubulicid red or blue, antibacterial primer, cavity liner, thinner & orbital foam pellets  
SRP: \$106.92 SALE: \$90.88



100ml Bottle  
P: \$39.40 SALE: \$33.18

## HYGENIC NON LATEX DENTAL DAM



H09928 Standard Package 5" x 5"  
(127cm x 127mm) box of 15  
SRP: \$35.00 SALE: \$26.99

H09105 Standard Package 6" x 6"  
(152cm x 152mm) box of 15  
SRP: \$42.00 SALE: \$31.88

## Appli-Vac™ - Irrigating



Designed for irrigation of canals, pockets and fistulas.

- Same tip design as Appli-Vac™ Irrigating Tips
- Features new locking hub design
- Easier to use, increases safety and reduces cross-contamination

315023	23ga - Blue	20 / pack	SRP: \$7.99	SALE: \$6.00
315027	27ga - Yellow	20 / pack	SRP: \$7.99	SALE: \$6.00
315030	30ga - Purple	20 / pack	SRP: \$7.99	SALE: \$6.00
315523	23ga - Blue	100 / pack	SRP: \$33.99	SALE: \$26.40
315527	27ga - Yellow	100 / pack	SRP: \$33.99	SALE: \$26.40
315530	30ga - Purple	100 / pack	SRP: \$33.99	SALE: \$26.40

## Pulpdent Root Canal Sealer

Important Features:

- Expands slightly upon setting for positive seal
- Resorbs with the roots of deciduous teeth
- Flows through 30-gauge needles
- Tissue compatible
- Insoluble in the root canal
- Slight overfills often resorb over time



RK Pulpdent Root Canal Sealer Kit: 15 cc powder, 7.5 mL liquid, mixing pad, scoop  
SRP: \$46.00 SALE: \$36.00  
RSP Root Canal Sealer Powder: 15 cc bottle  
SRP: \$29.99 SALE: \$23.00  
RSP-4 Root Canal Sealer Powder: 4 oz bottle (120 cc)  
SRP: \$106.00 SALE: \$84.00  
RSL-2 Root Canal Sealer Liquid: 2 oz bottle (60 cc)  
SRP: \$66.00 SALE: \$52.00  
RSL Root Canal Sealer Liquid: 7.5 mL  
SRP: \$18.00 SALE: \$14.00

## J.L BLOSSER RESIMENT



Why Use Resiment

- Resiment is an auto-curing, filled, multi-purpose cement.
- It can be used for final cementation of Implant Prostheses, Bridges, Crowns, Inlays, Maryland Bridges, Cementation of Pins, Posts, Pit and Fissure Sealant and Periodontal Splinting.
- Great for short clinical crowns.
- Can be used on Dentin, Enamel, Composite, or Metal.
- Available in fluoride releasing and standard formulas.
- Resiment is the cement of choice for many implant clinicians and is recommended by implant companies.

Item	Description	SRP	SALE
RES 2-STD	Resiment Standard	\$137.99	\$99.00

## DEXITER RUBBER DAM CLAMPS



Housebrand price:  
SRP: \$8.99  
SALE: \$3.99

Hygenic price:  
SRP: \$9.99  
SALE: \$8.99

Dexiter price:  
SRP: \$8.99  
SALE: \$5.99


All Dexiter clamp numbers are etched into the stainless steel clamp for easy identification. They are designed with accurate spring tension for use on the appropriate tooth.

## ABSORBENT PAPER POINTS

ALL SIZES - #15-40

Taper: .04 & .06  
60 Points

Reg. Packing Points = 200



	TAPER	REG.
FRANKLIN	\$6.99	\$3.29
HYGENIC	\$12.50	-----
META	\$8.99	\$3.99
MILTEX	-----	\$6.99
J.S. DENTAL	-----	\$4.99
ROYDENT	\$17.20	\$13.99

## GUTTA PERCHA POINTS

ALL SIZES - #15-40

Taper: .04 & .06  
60 Points

Reg. Packing Points = 120



	TAPER	REG.
FRANKLIN	\$6.99	\$3.99
HYGENIC	\$12.50	-----
META	\$7.99	\$4.99
MILTEX	\$9.99	-----
J.S. DENTAL	-----	\$4.99
ROYDENT	\$20.00	\$14.00

## K-FILES

6/box

25mm #06-80  
Assorted 15-40  
45-80  
21mm #06-80  
Assorted 15-40 45-80



FRANKLIN	SRP: \$6.99	Sale: \$3.99
DEXITER	SRP: \$7.99	Sale: \$5.99
MANI	SRP: \$6.99	Sale: \$4.59
J.S. DENTAL	SRP: \$7.25	Sale: \$5.99
ROYDENT	SRP: \$14.25	Sale: \$9.99
PREMIER	SRP: \$9.79	Sale: \$8.59

← ANNUAL SESSION, Page D4

hour and AAE Foundation live auction from 5 to 6 p.m.

This year, a Corporate Workshop and Lecture series will also be presented on the exhibit hall floor. Offerings include the following:

- “Surgical Applications of Bioceramics,” sponsored by Brasseler USA, to be presented by Dr. Ali Nasseh on Wednesday from 11 a.m. to noon.

- “The Rationale and Use of Electronic Apex Locators,” sponsored by J. Morita USA, to be presented Wednesday from 2 to 5 p.m. by Dr. L. Stephen Buchanan.

- “Sound Science: Multisonic Ultracleaning,” sponsored by Sonendo, to be presented by Dr. Mehrzad Khakpour on Wednesday from 2 to 3 p.m.

- “Virtual Surgery Approach to Endodontic Therapies,” sponsored by Carestream Dental, to be presented Thursday from 9 to 10 a.m. by Dr. Stephen Niemczyk.

- “Gutta Core: What Is It Good For?” sponsored by DENTSPLY Tulsa Dental Specialties, to be presented Thursday from 2 to 3 p.m. by Dr. David Landwehr.

- “The Cork Obturation Technique,” sponsored by B&L Biotech USA, to be presented Thursday from 2 to 5 p.m. by Dr. Wyatt Simons.

- “Preserving the Future: The New Approach to Endodontic Therapy,” sponsored by DENTSPLY Tulsa Dental Specialties, to be presented Friday from 10 to 11 a.m. by Dr. George Bruder.

- “CBCT for Endodontic Diagnosis and Treatment Planning,” sponsored by J. Morita USA, to be presented Friday from 2 to 3 p.m. by Dr. Samuel Kratchman.

- “3D Hands-On Computer Workshop: Tips and Tricks to Enhance Your Proficiency,” sponsored by Carestream Dental, to be presented Friday from 2 to 5 p.m. by Jordan Reiss and Ryan Roosekrans.

### Special events

A special “Celebrate D.C.!” event will be held Thursday from 6 to 10:30 p.m. at The Newseum, 555 Pennsylvania Ave. NW. The Newseum is one of Washington’s most popular destinations, packed with interactive exhibits that explore how the news affects our shared experience of historic moments.

Meeting organizers say that attendees won’t want to miss this event, which will merge the Welcome Reception and “Celebrate!” festivities into one night of off-site entertainment.



Washington, D.C., is the backdrop for this year’s AAE meeting.

Photo/Tommy Schultz, Dreamstime.com

On Friday, “Lunch-n-Learns” will be held in the exhibit hall. These interactive, facilitated sessions are designed to allow attendees to compare notes with fellow endodontists from around the globe. No preparation is necessary, just a willingness to be yourself and have a conversation. Topics will cover clinical and practice management, endodontic predoctoral curriculum, and much more.

A career fair for residents and new practitioners will be held Friday from 3:30 to 5 p.m. in Maryland Room D. Event planners say that if you are looking for the perfect job or trying to find that special endodontist who will match your organization’s needs, the annual career fair gives you the leads you’ve been hoping for. The fair is conducted by the AAE Resident and New Practitioner Committee.

On Saturday, the Edgar D. Coolidge Luncheon will be held from noon to 1:30 p.m. in the Potomac Ballroom. The ceremonies will acknowledge recipients of honors and awards. This year’s Edgar D. Coolidge Award recipient will be Dr. Eddy Skidmore.

### More information

More information about the meeting, including registration details, is available at [www.aae.org/annualsession](http://www.aae.org/annualsession). Attendees are also invited to download the AAE Annual Session App.

(Source: AAE)



Meeting attendees visit with vendors in the exhibit hall at the 2013 AAE Annual Session in Honolulu. Photo/Fred Michmershuizen, Managing Editor

## AAE exhibit hall preview

### Coltene unveils Surgitip-endo

The Surgitip-endo, available from Coltene/Whaledent, has been specially developed for drying root canals. Its flexible front section was designed to allow comfortable insertion in hard-to-reach root canals without having to bend the tip of the aspirator. This was achieved by developing a special multi-part, fully rotating ball joint.



The Surgitip-endo can be used to dry root canals quicker and more efficiently than is possible with paper points alone.

The sales package contains 20 individually packaged Surgitip-endo aspirator tips manufactured under clean room conditions. The aspirator tip is ready for immediate use and can be hygienically removed from the pack and connected without any contact. The included autoclavable Double Adaptor allows alternative connection to the standard water aspirator hose and the saliva aspirator hose.

The outer diameter of the canal tip corresponds to ISO 60; the inner diameter is 0.35 mm, and therefore, it is optimally adapted to the prepared ISO sizes of root canals. In addition, the three-dimensional rotational flexibility of the tip is a notable feature, according to the company.

To learn more, visit **booth No. 801** at the AAE Annual Session, or go to [www.coltene.com](http://www.coltene.com).

(Source: Coltene/Whaledent)

### Calasept Irrigation Needles



Photo/Provided by Wykle Research

Calasept Irrigation Needles, available from Wykle Research, are high-quality, double-side-vented, luer-lock irrigation needles that optimize the cleansing of canals, creating a “swirl effect.” The needles are available in 27 g or 31 g, in packs of 40 needles.

Features include the following:

- Bendability
- Luer-lock hub
- Sterile and disposable
- Designed for ease in cleaning roots
- High-quality stainless steel

Also available are Calasept Irrigation Syringes, which are color-coded to eliminate risk when using multiple irrigation liquids. They are available in packs of 20 syringes, 10 white and 10 green.

These products complement Wykle’s popular Calasept line, which includes Calasept and Calasept Plus calcium hydroxide paste for temporary filling of root canals, sold in packages of four syringes with 20 needles.

The Calasept products are manufactured by Nordiska Dental of Sweden.

Visit Wykle Research at **booth No. 929** at the AAE Annual Session, call (800) 859-6641, or go to [www.wykleresearch.com](http://www.wykleresearch.com).

(Source: Wykle Research)

### Franklin Dental

Franklin Dental is family owned, based in New York, ships all over North America and has been in business since 1980. The company prides itself on providing friendly customer service and a large selection of well-priced dental instruments and products.

For the past 15 years, Franklin Dental has been participating at the AAE meeting, selling directly to endodontists from all over the world. The company carries a full line of endo products from world-renowned brands, such as SS White, Danville, Pulpdent, Temrex, Dexiter, Flow, Masterdent, Miltex, Mani, Nordin, J.S. Dental, Roydent, Vista, Zirc, Filhol, G Hartzell, Global Dental, Coltene Whaledent, Endotechnic, Romidan USA, J.L. Blosser and others.

Franklin Dental works around the clock to not only cultivate relationships with its customers but also vendors in order to work out special pricing options for larger quantities that are passed on to its customers, according to the company. To see some of the company’s newest products and convention specials, stop by **booth No. 524** at the AAE Annual Session, or visit [www.franklindentalsupply.com](http://www.franklindentalsupply.com).

(Source: Franklin Dental)



Photo/Provided by Franklin Dental

VISTA DENTAL. Experience the **ULTRA**sonic difference.

INTRODUCING

**ENDO|ULTRA™**

SUPERIOR ACTIVATION\*  
(compared to sonic devices)

## ULTRA EFFECTIVE.

Better cleansing ability than sonic streaming!\*

## ULTRA POWER.

Better penetration to every part of canal!

## ULTRA FAST.

Better irrigant transfer!



Patent pending

Improved visualization with LED light

**Cordless** ultrasonic activation.  
Comes with autoclavable Nickel Titanium Tips (15/02 and 25/04).

### Ultrasonics disrupts biofilm and:

- Improves removal of dentin debris
- Improves penetration of irrigants
- Improves cleanliness
- Reduces bacteria levels
- Improves accessibility
- Improves root sealing

See why scientific evidence supports **ULTRA**sonic technology



Vist us at AAE – Booth 622

Or call for our INTRODUCTORY OFFER



Vista Dental Products [www.vista-dental.com](http://www.vista-dental.com) call toll free 1.877.418.4782

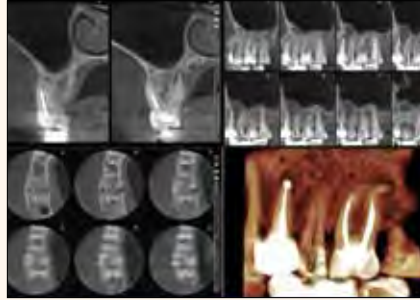
\*Sources: Med Oral Pathol Oral Cir Buccal. 2012 May;117(3):e5-12-6. Review of ultrasonic irrigation in endodontics: increasing action of irrigating solutions. Mazo S(1), Lhwa C, Fortner L. Int Endod J. 2007 Jun;40(6):415-26. Epub 2007 Apr 17. Passive ultrasonic irrigation of the root canal: a review of the literature. van der Sluis LW(1), Versluis M, Wu MK, Wesselink PR. Eur J Dent. 2008 Jul;2(3):198-201. Effect of passive ultrasonic irrigation on apical extrusion of irrigating solution. Tasdemir T(1), Er K, Cefik D, Kildiren T.

## AAE exhibit hall preview

## Planmeca offers new 3-D imaging mode for endodontics

The ProMax<sup>®</sup> 3Ds and 3D units from Planmeca (AAE booth No. 117) are designed for capturing the smallest anatomical details with precision. High-resolution images with a 75  $\mu$ m voxel size and efficient artifact removal make these units an ideal choice for versatile endodontic case planning and precise diagnostic capabilities, according to the company.

Versatile, selectable volume sizes for the ProMax 3Ds are 5-by-5 and 5-by-8 cm; and for the ProMax 3D are 4-by-5, 4-by-8, 8-by-5 and 8-by-8 cm.

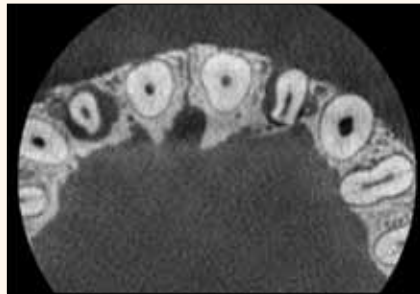
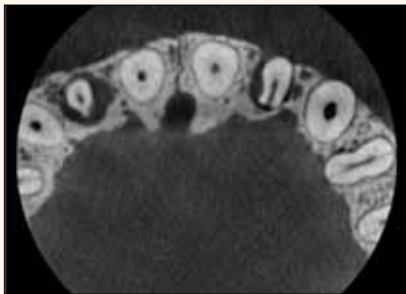


Photos/Provided by Planmeca

### Noise-free images

The Planmeca AINO<sup>™</sup> (Adaptive Image Noise Optimizer) is an intelligent 3-D noise filter that removes noise from CBCT images without losing valuable details. The result is a crystal clear, highly diagnostic image, according to the company. Features include:

- Analyzes the reconstruction exposure data during reconstruction and adaptively differentiates noise and fine details.
- AINO filter is enabled in Planmeca Romexis<sup>®</sup> 3D capturing dialog, while the original image is also stored and accessible.
- Improves image quality in endodontic mode where noise is inherent because of small voxel sizes.
- Also useful in ultra low-dose images.



The Planmeca AINO removes noise from CBCT images without compromising diagnostic quality. On the left is an image taken with the filter, on the right without.

### Artifact removal

Planmeca ARA<sup>™</sup> artifact removal algorithm removes shadows and streaks from the 3-D image, such as those caused by metal and root fillings, according to Planmeca.



Planmeca ARA artifact removal algorithm.

### Ideal patient support

The adjustable patient support keeps the patient firmly and comfortably in place, providing high-quality images without artifacts caused by movement, according to Planmeca.

### Comprehensive Planmeca Romexis software

All ProMax<sup>™</sup> units include Planmeca Romexis open-architecture software with versatile tools for endodontic diagnostic and treatment planning needs, such as true measurements and 3-D visualization of root canals.

### CBCT applications in endodontics

- Assessment of endodontic treatment complications.
- Diagnosis of periapical pathosis.
- Root canal system anomalies.
- Determination of root curvature.

- Trauma diagnosis, such as root fractures, luxation, displacement of teeth and alveolar fractures.
- Localization of root resorption.
- Determination of exact root apex location in pre-surgical planning.

### Planmeca ProMax 3Ds and 3D: True all-in-one units

The units offer the following, according to Planmeca:

- CBCT, panoramic, anatomically accurate extraoral bitewings and optional cephalometric imaging.
- Optional 2D SmartPan<sup>™</sup> so 2-D and 3-D images can be taken with the same sensor.
- Optional Planmeca ProFace<sup>™</sup> 3D facial photo for advanced case presentation, operation pre-planning and treatment follow-up.

Visit Planmeca at AAE booth No. 117, go to [www.planmecausa.com](http://www.planmecausa.com) or call (855) 245-2908. (Source: Planmeca)

## New SmearOFF from Vista

Vista Dental Products has introduced SmearOFF<sup>™</sup> — a new, patent-pending, EDTA-based formula that is designed to effectively remove the smear layer and also kill bacteria in one easy step.

The SmearOFF formula is enhanced with chlorhexidine, and unlike other mixes, it is compatible with sodium hypochlorite, eliminating steps and saving time with each procedure, according to Vista.

SmearOFF removes significantly more canal debris compared with standard 17 percent EDTA and leaves the root canal surface cleaner by opening a greater percentage of dentin tubules, according to Vista. Additionally, SmearOFF provides the added benefit of killing root canal bacteria, the company said.

According to Vista, features of SmearOFF include the following:

- Superior chelation and enhanced cleansing.
- Optimal smear layer removal.
- Kills 99.99 percent bacteria in 10 seconds (independently confirmed by Nelson Labs, time kill study protocol #STP0158.2).



Photo/Provided by Vista Dental Products

For more information about products offered by Vista Dental Products, call (877) 418-4782, visit [www.vista-dental.com](http://www.vista-dental.com), or stop by booth No. 622 at the AAE Annual Session.

(Source: Vista Dental Products)

## MounceFiles

MounceEndo is offering its MounceFiles in both controlled memory (CM) and standard nickel titanium (SNT) formats. MounceFiles in both forms are designed to be safe, efficient and economical options for canal shaping. MounceFiles are made in America.

SNT MounceFiles are superelastic and have shape memory, according to the company. CM nickel titanium instruments are not superelastic, do not have shape memory and retain their curve once a curvature is placed upon them. As a result, CM MounceFiles remain curved as they rotate around curvatures, minimizing transportation, all the while exhibiting evidence-based superior flexibility and fracture resistance relative to non-heat-treated nickel titanium options, the company said.

MounceFiles can be used in any endodontic torque-controlled motor or in the customized MounceEndo motor (AUER-27A ME), featuring presets for rpm and torque.

MounceFiles are available in 75 varieties of taper, length and tip sizes, including assorted packs of 0.08/25, 0.06/25, 0.04/25, 0.03/25, 0.02/25 and 0.03/30. All packs contain six instruments per pack. Either the CM or the SNT MounceFiles can be used crown down or step back. They can also be reciprocated in any clockwise-cutting reciprocating motor.

MounceEndo is a fully authorized dealer for Mani, Aseptico, San Diego Swiss Ultrasonics and MetaBiomed. From access to buildup and everything in between, MounceEndo has a complete line of endodontic products, according to the company.

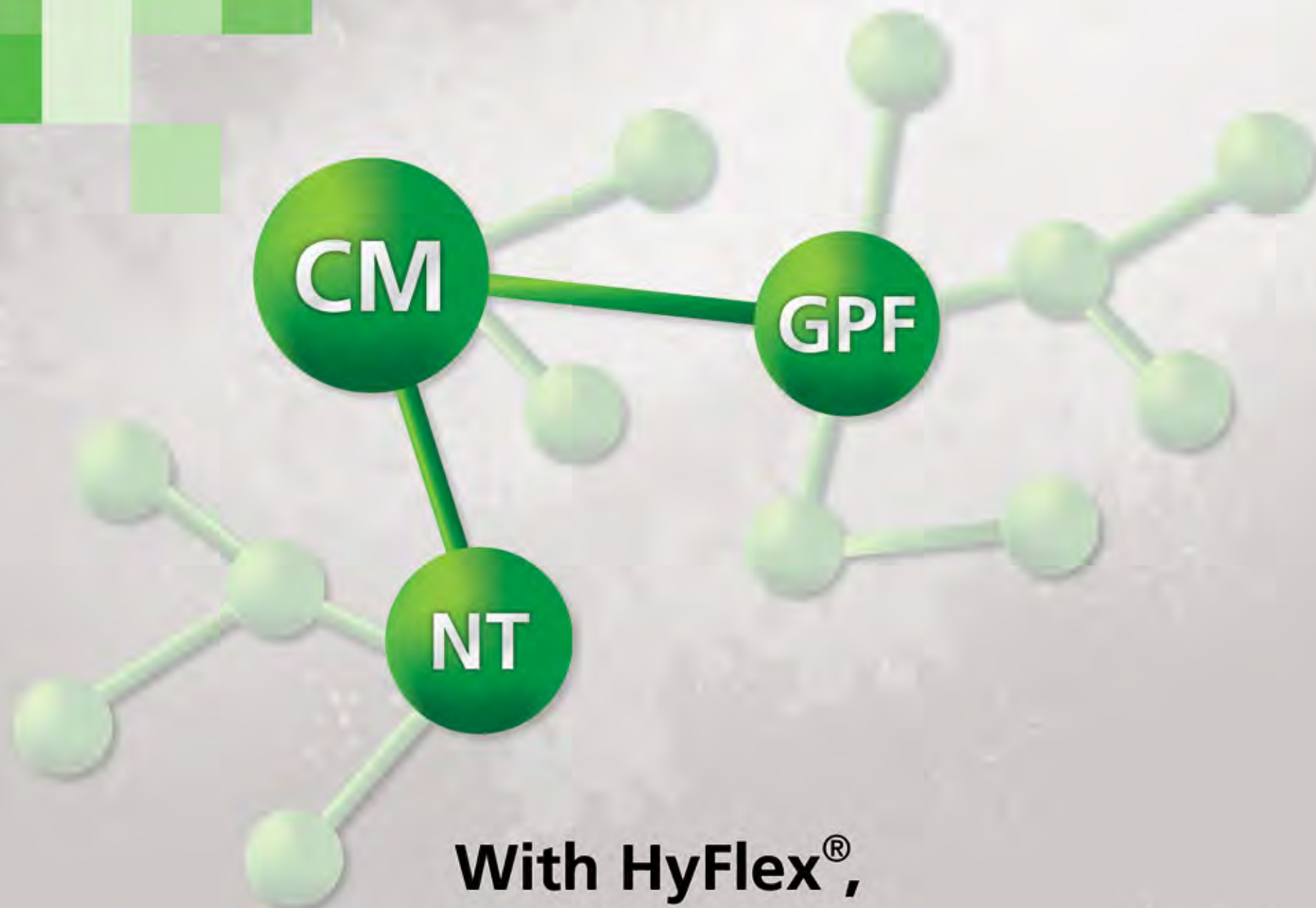
For more information, visit MounceEndo at the AAE Annual Session at booth No. 733, visit [MounceEndo.com](http://MounceEndo.com), or call (605) 791-7000.

(Source: MounceEndo)



Photo/Provided by MounceEndo





# With HyFlex<sup>®</sup>, We Changed the DNA of NiTi And Placed Greater Control In Your Hands



- HyFlex<sup>®</sup> CM<sup>™</sup> - Controlled Memory Rotary Files
- HyFlex<sup>®</sup> NT - NiTi Rotary Files
- HyFlex<sup>®</sup> GPF - Glide Path Rotary Files

▶ Call **1.800.221.3046** to get a **FREE** Sample. 

While supplies last.

**SEE US AT:** AAE Annual Session Booth #801

## COLTENE<sup>®</sup> ENDO

The Brands You Trust

Call Us: 800.221.3046 | Fax: 330.916.7077 | [coltene.com](http://coltene.com)

