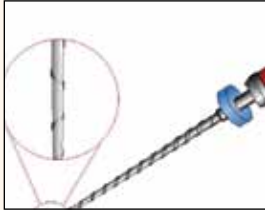


ENDO TRIBUNE

NON-ROTATING RECIPROCATING

Dr. Barry Musikant: Key distinction between systems with 360-degree rotation.

► page B1



HYGIENE TRIBUNE

INFECTION-CONTROL VIGILANCE

Infection control has become routine, and that's the biggest risk.

► page C1

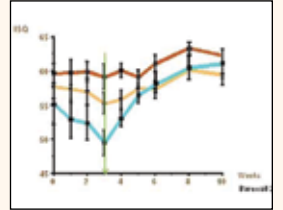


IMPLANT TRIBUNE

PRIMARY STABILITY REDEFINED

'Viable constraint' proposed as new measure of optimal primary stability.

► page D1



Find it in Atlanta: 'Foundation for the Future' of dentistry

Education, exhibits, entertainment at 103rd Hinman

The Thomas P. Hinman Dental Meeting — one of the nation's leading dental meetings and a comprehensive source of continuing education in dentistry — will provide a "Foundation for the Future" in Atlanta from March 26-28. The 103rd Hinman will feature more speakers than ever before, with 85 leading dental authorities, plus: more than 230 courses; a new GOLD (Graduates of the Last Decade) Program; "Career Connections" to match employers with candidates; all-day educational tracks for dentists, dental hygienists, assistants, laboratory technicians and office staff; and more than 430 companies demonstrating the latest products, services and clinical techniques in dentistry.

"Hinman offers the very best in continuing education and world-class exhibits that help build a foundation for the future for everyone in attendance," said Dr. Dave Lee, general chairman of the 2015 Hinman Dental Meeting. "We have assembled truly the best in the profession, more speakers than ever before, as well as special programs and courses designed to elevate learning for our more than 22,000 dentists and dental professionals who attend our annual meeting."

Continuing education program

Across three days, Hinman will offer more than 230 courses, including 72 participation and interactive courses, giving dental professionals an opportunity to learn new procedures, as well as fine-tune their skills.

The new GOLD Program, designed for dentists graduating in the last 10 years, provides critical clinical and business guidance to enable long-term success in independent practice ownership. The program is on Friday, March 27, from 8 a.m.-5:30 p.m. and features key experts in dentistry, including Imtiaz Manji, John Connolly, Charles Loretto, Dr. Mark Hyman, Dr. Mollie Winston, Dr. Lee Ann Brady, Dr. Steve Ratcliff and Kirk Behrendt.

Special course topics range from live patient courses on TMJ occlusion and implants and disturbing trends in dentistry to a live court case and Botox and dermal fillers. This year, Hinman also offers unique course pairings that combine speakers who address both diagnosis and therapeutics for select topics. A "Hinman Study Club" program will be provided by Georgia Regents University speakers on

► See ATLANTA, page A4



More than 430 companies demonstrating the latest in dentistry, will be in the exhibit hall at the 103rd annual Thomas P. Hinman meeting in Atlanta, March 26-28.

Photo/Provided by www.dreamstime.com

NEWS

A2-A4

- Beavers' teeth reveal way to toughen enamel
- Root Canal Awareness Week: Americans say, 'I would rather have a root canal than the flu'

EVENTS

A8-A12

- In May: JDIQ, 'Canada's largest bilingual dental meeting'
- Earn C.E. on family vacation at Smiles in the Sun
- Pediatric dentists convening in Seattle from May 21-24
- Florida Dental Association meeting focuses on career and life balance
- AGD plans 'Golden Opportunity' in California
- In Jamaica: Five days of comprehensive implant training

INDUSTRY NEWS

A14-A16

- Rhein'83 threaded spherical interchangeable attachments have threaded titanium sleeve option
- PNC Bank: Planning for partial retirement takes extra planning for dentists
- Planet Success: Reputation management facts for today's dentist
- LM Dental's LM extraction instruments combine ergonomics, Scandinavian design
- Obsessive quality control starts at molecular level

AD

NO MORE SLUMPING OUT OF CLASS V'S!



[conventional flow]



GrandOSO
Heavy Flow

83% filled means up to 50% more fillers than weaker regular flowable composites. The new universal GrandOSO Heavy Flow gives you the high wear resistance only achieved by modern universal composites.

Learn more and order your **FREE SAMPLE** at www.vocoamerica.com

Call 1-888-658-2584



GrandOSO
Heavy Flow

The first flowable composite that is strong enough for occlusal surfaces of class I and II restorations.

VOCO
THE DENTALISTS

PAID
US POSTAGE
PRSR STD

Dental Tribune America
116 West 23rd Street
Suite #500
New York, N.Y. 10011

Beavers reveal way to toughen enamel

Fig 1: Northwestern University research reveals that the pigmented enamel of beavers' teeth, which contains iron, is both harder and more resistant to acid than 'regular' tooth enamel, including that treated with fluoride. Photo/Michael Graydon, Toronto



Researchers find protection against caries in chemical structure of beavers' teeth

Beavers don't brush their teeth, and they don't drink fluoridated water, but a new Northwestern University study reports beavers do have protection against tooth decay built into the chemical structure of their teeth: iron.

This pigmented enamel, the researchers found, is both harder and more resistant to acid than "regular" enamel, including that treated with fluoride. This discovery is among others that could lead to a better understanding of human tooth decay, earlier detection of the disease and improving on current fluoride treatments.

Material surrounding the nanowires

Layers of well-ordered hydroxylapatite "nanowires" are the core structure of enamel, but Derk Joester and his team discovered it is the material surrounding the nanowires, where small amounts of amorphous minerals

rich in iron and magnesium are located, that controls enamel's acid resistance and mechanical properties.

Enamel is a complex structure, which makes studying it challenging. Joester's team is the first to show unambiguously that this "amorphous" (or unstructured) phase exists in enamel, and they are the first to show its exact composition and structure.

"We have made a really big step forward in understanding the composition and structure of enamel — the tooth's protective outer layer — at the smallest length scales," said Joester, lead author of the study and an associate professor of materials science and engineering in the McCormick School of Engineering and Applied Science.

"The unstructured material, which makes up only a small fraction of enamel, likely plays a role in tooth decay," Joester said. "We found it is the minority ions — the ones that provide

diversity — that really make the difference in protection. In regular enamel, it's magnesium, and in the pigmented enamel of beaver and other rodents, it's iron."

The unprecedented imaging study of tooth enamel at the nanoscale was published Feb. 13 by the journal *Science*.

Dental caries is the breakdown of teeth due to bacteria. ("Caries" is Latin for "rottenness.") It is one of the most common chronic diseases and a major public health problem, despite strides made with fluoride treatments.

According to the American Dental Association, \$111 billion a year is spent on dental services in the United States, a significant part of that on cavities and other tooth decay issues. A staggering 60 to 90 percent of children and nearly 100 percent of adults worldwide have or have had cavities, according to the World Health Organization.

Experiments on rabbit, mouse, rat and beaver enamel

In a series of experiments with rabbit, mouse, rat and beaver enamel, Joester and his colleagues imaged the never-seen-before amorphous structure that surrounds the nanowires. They used powerful atom-probe tomography and other techniques to map enamel's structure atom by atom. (Rodent enamel is similar to human enamel.)

The researchers subjected the teeth to acid and took images before and after acid exposure. They found the periphery of the nanowires dissolved (the amorphous material), not the nanowires themselves.

The researchers next identified amorphous biominerals in the structure, such as iron and magnesium, and learned how they contribute to both the mechanical hardness and resistance of enamel to acid dissolution.


Of particular interest to Joester and his colleagues was the pigmented enamel of the beaver's incisors. Their studies showed it to be an improvement over fluoride-treated enamel in resisting acid. (The presence of iron gives the teeth a reddish-brown color.)

"A beaver's teeth are chemically different from our teeth, not structurally different," Joester said. "Biology has shown us a way to improve on our enamel. The strategy of what we call 'grain boundary engineering' — focusing on the area surrounding the nanowires — lights the way in which we could improve our current treatment with fluoride."

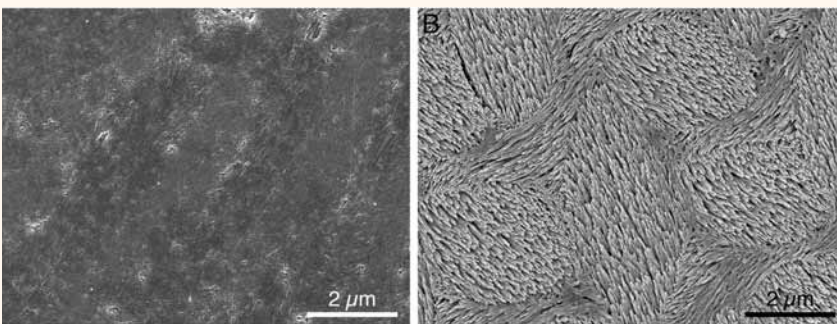
The full title of the paper is "Amorphous Intergranular Phases Control the Properties of Rodent Tooth Enamel."

(Sources: Northwestern University and the journal *Science*)

Fig 2: Scanning electron microscope image of inner enamel from rat incisor. Photos/Provided by Northwestern University



Figs 3, 4: Left, Polished mouse enamel. Right, after an acid bath, the grain boundaries dissolve quickly, leaving behind crystals that make up the nanowires.





GROUP RATE \$226



CULTURAL EXPERIENCE



**EXPERIENCE ATLANTIS RESORT & CASINO
THE BAHAMAS
JULY 30 - AUGUST 1, 2015**



MEET OUR DISTINGUISHED FACULTY AND GUEST SPEAKERS



Dr. Stace Lind



Dr. Rick Ferguson



Dr. Avi Schetritt



Dr. Michael Pikos



Dr. Michael Tischler

SAIL WITH US TO SUMMERS IN PARADISE

as we launch Paradise Dental Institute,
at our 1st annual working conference, exploring the theme:

**NAVIGATING THE PAST,
SAILING TO THE FUTURE!**



OFFICIAL LAUNCH PARTY

All white attire on the beach!

TUITION \$1500

**PRE-CONFERENCE PROGRAM
JULY 26 - 28, 2015**

Single implant live surgery course:
Guided and Non-guided.

PARADISE DENTAL INSTITUTE

18CE

Limited Seating. Book now at www.summersinparadise.com or call (844) 229-7192.

Americans say, 'I would rather have a root canal than the flu'

According to a recent survey by the American Association of Endodontists (AAE), 78 percent of respondents say they would rather avoid getting the flu than having root canal treatment. The same number also say they would rather avoid losing a permanent tooth, which is something root canal treatment can help keep from happening.

"Maybe it's time to change the old, 'I'd rather have a root canal...' saying to 'I'd rather have the flu...' for something I really don't want to do," said AAE President Dr. Robert S. Roda, an endodontist in Scottsdale, Ariz. "The root canal procedures of your parents or grandparents are no more. Thanks to advancements in techniques and technologies, today's root canal treatment is virtually painless."

During its ninth annual Root Canal Awareness Week, March 22-28, the AAE wants to dispel myths surrounding root canal treatment and encourage general dentists to involve endodontists in case assessment and treatment planning to save patients' natural teeth.

"Being part of a team of generalists and specialists is the best way to develop true multidisciplinary treatment planning and provide the greatest chance for good outcomes," Roda said. "Together we provide patients with comfortable treatment and positive experiences resulting in high-quality care to help them save their natural teeth."

A recent AAE study found that 94 percent of general practitioners have a positive or very positive perception of endodontists, and the same percentage agree that endodontists are partners in delivering quality dental care. By partnering with endodontists, general dentists can help patients feel less anxious. The AAE's Root Canal Awareness Week survey found that root canal treatment continues to be the dental procedure that makes patients most apprehensive, however, 89 percent of patients report being satisfied after root canal treatment by an endodontist.

To encourage collaboration between general dentists and endodontists, the AAE offers many free resources:

- The Root Canal Safety web page contains authoritative and reliable information about the safety of endodontic treatment, while debunking myths that root canals cause cancer or other health problems.
- Treatment Options for the Compromised Tooth: A Decision Guide includes

If you need a root canal, see an endodontist.

ROOT CANAL awareness week
March 22 - 28, 2015

Root canals don't cause pain—they relieve it!

In fact, modern root canals are virtually painless.

Ask your dentist about an endodontist who specializes in root canals to put you at ease and save your natural tooth for a lifetime!

For more information about root canals and to find a root canal specialist near you, visit www.aae.org.

March 22-28 is Root Canal Awareness Week. Photo/Provided by AAE

case examples with radiographs of successful endodontic treatment in difficult cases and encourages general dentists to assess all possible endodontic treatment options to save the natural dentition.

- The Case Difficulty Assessment and Referral Form offers guidance to help evaluate a patient's condition and assess risk factors that may affect the outcome of treatment.

- The ENDODONTICS: Colleagues for Excellence newsletter highlights clinical topics of interest to dentists who perform their own endodontic treatment and benefit from coverage of best practices and the latest advancements in the specialty.

- Endodontists: Partners in Patient Care is a video that explains what an endodon-

tist is and how specialists work with general dentists to provide the highest levels of patient care. It is a great resource to show patients when a referral to a specialist is needed.

By using these tools during Root Canal Awareness Week and throughout the year, general dentists ensure they are developing the best treatment plans to save natural teeth and keep patients satisfied.

To help promote Root Canal Awareness Week, dental professionals can print the AAE poster to share in offices or clinics. For more information, visit www.aae.org/rcaw, follow the AAE on Facebook and Twitter or search #rootcanal.

(Source: AAE)

← ATLANTA, page A1

Saturday, March 28, from 9 a.m.–12:45 p.m., featuring topics such as anterior esthetics with crown lengthening, optimization of the implant site and 3-D imaging with CBCT.

There are a number of all-day and half-day educational tracks and courses for the entire dental team. Highlights include:

- "Botox Training and Dermal Filler Training Level 1," with Dr. Louis Malcmacher, on March 26 and 27 from 8 a.m.–5 p.m.
- "Botulinum Toxin for Best Therapeutic

and Esthetic Outcomes OnDemand Training Module," with Dr. Louis Malcmacher, on March 26 from 8 a.m.–5 p.m.

- "Building a Better Business Office," with Kirk Behrendt, Dr. Gary Dougan and Chuck Blakeman, on March 26 from 1–4 p.m.

- "Social Media Foundations," with Tonya Lanthier, Laci Phillips and Denise Ciardello, on March 26 from 1–4 p.m.

- "Hygiene from the Ground Up," with Karen Davis, Dr. Samuel Low and Dr. David Wong, on March 27 from 9:30 a.m.–12:30 p.m.

- "Laboratory Technicians Leading the

Way to Excellence," with Dr. Javier Vasquez, Skip Carpenter, Von Grow and Bill Marias, on March 28 from 8:30 a.m.–4 p.m.

Meeting highlights

In addition to a complete continuing education program, Hinman will feature more than 430 companies — located conveniently in one hall and on one level. Exhibitors will showcase new technology, equipment, products and services for the entire dental staff. The exhibit hall will be

• See ATLANTA, page A6

DENTAL TRIBUNE
The World's Dental Newspaper - US Edition

PUBLISHER & CHAIRMAN

Torsten Oemus t.oemus@dental-tribune.com

PRESIDENT & CHIEF EXECUTIVE OFFICER

Eric Seid e.seid@dental-tribune.com

GROUP EDITOR

Kristine Colker k.colker@dental-tribune.com

EDITOR IN CHIEF DENTAL TRIBUNE

Dr. David L. Hoexter feedback@dental-tribune.com

MANAGING EDITOR U.S. AND CANADA EDITIONS

Robert Selleck r.selleck@dental-tribune.com

MANAGING EDITOR

Fred Michmershuizen
fmichmershuizen@dental-tribune.com

MANAGING EDITOR

Sierra Rendon s.rendon@dental-tribune.com

PRODUCT/ACCOUNT MANAGER

Humberto Estrada h.estrada@dental-tribune.com

PRODUCT/ACCOUNT MANAGER

Will Kenyon w.kenyon@dental-tribune.com

PRODUCT/ACCOUNT MANAGER

Maria Kaiser m.kaiser@dental-tribune.com

MARKETING DIRECTOR

Anna Kataoka a.kataoka@dental-tribune.com

EDUCATION DIRECTOR

Christiane Ferret c.ferret@dtstudyclub.com

ACCOUNTING COORDINATOR

Nirmala Singh n.singh@dental-tribune.com

Tribune America LLC
116 West 23rd St., Ste. #500
New York, N.Y. 10011
(212) 244-7181

Published by Tribune America
© 2015 Tribune America, LLC
All rights reserved.

Dental Tribune strives to maintain the utmost accuracy in its news and clinical reports. If you find a factual error or content that requires clarification, please contact Managing Editor Robert Selleck at r.selleck@dental-tribune.com. Dental Tribune cannot assume responsibility for the validity of product claims or for typographical errors. The publisher also does not assume responsibility for product names or statements made by advertisers. Opinions expressed by authors are their own and may not reflect those of Tribune America.

EDITORIAL BOARD

Dr. Joel Berg
Dr. L. Stephen Buchanan
Dr. Arnaldo Castellucci
Dr. Gordon Christensen
Dr. Rella Christensen
Dr. William Dickerson
Hugh Doherty
Dr. James Doundoulakis
Dr. David Garber
Dr. Fay Goldstep
Dr. Howard Glazer
Dr. Harold Heymann
Dr. Karl Leinfelder
Dr. Roger Levin
Dr. Carl E. Misch
Dr. Dan Nathanson
Dr. Chester Redhead
Dr. Irwin Smigel
Dr. Jon Suzuki
Dr. Dennis Tartakow
Dr. Dan Ward

Tell us what you think!

Do you have general comments or criticism you would like to share? Is there a particular topic you would like to see articles about in Dental Tribune? Let us know by sending an email to feedback@dental-tribune.com. We look forward to hearing from you!

If you would like to make any change to your subscription (name, address or to opt out) please send us an email at c.maragh@dental-tribune.com and be sure to include which publication you are referring to. Also, please note that subscription changes can take up to six weeks to process.

Save Time and Money by the Bundle

BruxZir™ Implant Bundle

\$395* includes

- Inclusive® Tapered Implant
- Inclusive® Titanium Healing Abutment and Impression Coping
- Choose from a BruxZir® Solid Zirconia Crown with Inclusive® Custom Implant Abutment **or** BruxZir Screw-Retained Implant Crown



BruxZir Solid Zirconia, the world's most prescribed zirconia restoration, now comes as a complete tooth replacement solution. For about the same price as a crown and custom abutment, everything needed to replace a missing tooth is included. The bundle provides convenience and predictable treatment costs, and reduces the need to keep a supply of implants and prosthetic components on hand.

*Price does not include shipping or applicable taxes.
Inclusive is a registered trademark of PrismaDent, Inc.

For more information

888-786-2177

www.glidewelldental.com

GLIDEWELL DIRECT

CLINICAL AND LABORATORY PRODUCTS

This year's Hinman Dental Meeting is offering unique course pairings that combine speakers who address both diagnosis and therapeutics for select topics.
Photo/Provided by Hinman Dental Meeting



← ATLANTA, page A4

open on Thursday, March 26, from 9 a.m. to 5 p.m.; Friday, March 27 from 9 a.m. to 6 p.m.; and Saturday, March 28 from 9 a.m. to 3 p.m.

There will be plenty of opportunity for dentists and dental professionals to shop the floor and get their product and equipment questions answered by exhibitors in an efficient setting.

This year's meeting highlights also include:

- Thursday's keynote session featuring Jenna Bush Hager, an author, journalist and daughter of former President George W. Bush.

- The "Dental Student Networking Event & Reception" held Friday afternoon at 4 p.m. to discuss topics not learned in school.

- A special prize program that features Hinman's "Big Raffle," raising money for scholarships and giving away multiple prizes. Tickets can be purchased during registration. Prizes include a grand prize (50 percent of the net proceeds earned from raffle ticket sales), a 2nd prize (\$2,000 Ritz-Carlton gift card) and 3rd prize (\$1,000 Home Depot gift card).

- Social activities, including a wine tasting event, AmericasMart shopping, a Hinman luncheon with Walter Reeves at the Atlanta Botanical Gardens, photo and video courses, an "Atlanta Brews" cruise of local craft breweries and brewpubs and golf outing at the prestigious Druid Hills Golf Club.

- Two Hinman signature parties — the always popular "Dentist Reception" with the Stephen Lee Band and a "Great Gatsby Auxiliary Reception" — both held on Friday night in the Omni Hotel.

Scholarship program

As a nonprofit organization dedicated to the advancement of the dental profession, the Hinman Dental Society will present scholarships and gifts totaling more than \$250,000 to approximately 90 dental, dental-hygiene, laboratory-technician and dental-assisting students at colleges and universities throughout the southeastern United States, as well as dental education groups and clinics. As in years past, the scholarships will be presented at the "Scholars' Luncheon" held on Saturday during the meeting.

In addition, Hinman will contribute 50 percent of the proceeds from the "Big Raffle" to fund dental scholarships. During the past 14 years, the Hinman Dental Society has contributed more than \$6.5 million in scholarships and large gifts in support of dental education.

Registration process

Interested attendees can find detailed information about the 2015 meeting and register online at www.hinman.org.

The Hinman tradition

The Hinman Dental Meeting is designed with a commitment to quality and professionalism and a high regard for the value of continuing education. The Hinman program meets the continuing education requirements set by the Academy of General Dentistry and state boards of dentistry.

For additional information about the Thomas P. Hinman Dental Meeting, you can visit online at www.hinman.org or you can telephone Sylvia Ratchford, executive director, at (404) 231-1663.

(Source: Hinman Dental Meeting)

AD

OT EQUATOR **MAXIMUM** stability
MINIMUM space

compatible with all implant brands

4,4mm
2,1mm

Imported and Distributed By
American Recovery

877-778-8383
www.rhein83usa.com
info@rhein83usa.com



The Montréal Convention Centre (Palais des congrès de Montréal), home of the 2015 Journées Dentaires Internationales du Québec, May 22–26.

Photo/MTTQ/Marc Cramer, Tourism Montréal

In May: 'Canada's largest bilingual dental meeting'

The Journées Dentaires Internationales du Québec, Canada's largest bilingual dental meeting, according to organizers, is from May 22–26 (Friday through Tuesday) in Montréal. Online registration is available at www.odq.qc.ca.

Meeting apps for Apple and Android phones and tablets can be downloaded through www.odq.qc.ca, the app store or the Play Store. On-site at the meeting, free WiFi will be available to all delegates and exhibitors at the venue, the Palais des congrès de Montréal.

The meeting's educational program has more than 125 prominent speakers

from Canada, the United States and Europe presenting approximately 175 educational sessions in English and French during the five-day convention.

Among the educational sessions: "Lights, Camera, Action! Patient Photography Made Easy — A Hands-On Workshop," "Endodontics for General Dentists: Advanced, Comprehensive and Practical Hands-On Training," "Oral Surgery for the General Dentist: Faster, Easier, and More Predictable" and "Hands-on Infection Control Workshop."

Many other lectures and workshops are scheduled, with details in the program online.

The exhibition hall will feature more than 225 companies in 500 booths in the 133,563-square-foot space.

More than 2,000 company representatives will be on hand to help you see, compare and make decisions on new furniture, equipment, instruments, techniques and other products and services — all under one roof.

One C.E. hour per day can be earned by visiting the exhibit hall. Just be sure to have your badge scanned at the entrance.

The exhibition hall hours are 8 a.m. to 6 p.m. on Monday, May 25, and 8 a.m. to 5 p.m. on Tuesday, May 26.

The organizers invite you to join the more than 12,000 expected delegates to meet, learn, share and enjoy this gathering of friends and colleagues.

(Source: JDIQ)

AD

103rd THOMAS P. HINMAN DENTAL MEETING

FOUNDATION FOR THE FUTURE

Hinman

MARCH 26-28, 2015
ATLANTA, GA
GEORGIA WORLD CONGRESS CENTER
& OMNI HOTEL AT CNN CENTER
Dr. Dave C. Lee, General Chairman
Dr. Patrick H. Yancey, III, President

Earn C.E. on family vacation

Quality location plus quality education plus quality family time equals Smiles in the Sun 2015 in Longboat Key, Fla., April 22–26.

Now you can earn C.E. credit while your family has a vacation that you can enjoy with them. All the programs are in the morning — leaving you the balance of your day to spend time with your family. Reduced rates are available at the family-friendly Longboat Key Club and Resort.

Speakears include Howard S. Glazer, DDS, "What's Hot and What's Getting Hotter: New Materials and Techniques," George Freedman, DDS, "Improve Your Productivity with Innovative Dentistry," Fay Goldstep, DMD, "The Bioactive Patient," and Tennli Toole, "The Next Level for the Digital Dental Practice."

Register at smilesinthesun@verizon.net, www.smilesinthesun.net, or call (631) 423-5200.

(Source: Smiles in the Sun)

Pediatric dentists convening in Seattle from May 21–24



The AAPD welcome reception features exclusive access to Seattle's iconic Space Needle — as well as to the EMP Museum and Chihuly Gardens. Photo/Joy Prescott, www.dreamstime.com

Pike Place Market, the Space Needle, the EMP Museum and some of the top thought leaders in pediatric dentistry are among the reasons to be in Seattle May 21–24 for the American Academy of Pediatric Dentistry (AAPD) annual session.

Scientific sessions are at the Washington State Convention Center, in the heart of downtown, adjacent to hotels, restaurants, nightlife and shopping. Taking advantage of the location, the welcome reception on Thursday, May 21, features exclusive access to the Space Needle, EMP Museum and Chihuly Gardens.

The keynote, on May 22, features Frank Abagnale with "The True Story of Catch Me If You Can." An authority on forgery, embezzlement and secure documents, Abagnale became an expert of sorts 40 years ago as a world-famous con man, as depicted in his best-selling book, "Catch Me If You Can." Leonardo DiCaprio and Tom Hanks starred in a Steven Spielberg film based on the book.

Attendees must register for the meeting prior to making hotel reservations to get the meeting rate. Hotels in the AAPD official block are the Sheraton Seattle (headquarter hotel), the Grand Hyatt Seattle, the Hyatt at Olive 8, the Fairmont

Olympic, the Crowne Plaza, the Hilton Seattle and the Renaissance Seattle.

Three-day exhibit hall

Products and services in the meeting's exhibit hall will be geared toward pediatric dental practices. An AAPD booth will have a bookstore, which will have copies of the Coding Manual, the new pediatric dentistry handbook. Also in the exhibit hall will be the Healthy Smiles, Healthy Children Donor Lounge, where you can learn more about Access to Care Grants and donate to its supporting foundation.

The exhibit hall schedule provides attendees plenty of time to explore without conflicting with education courses, while also leaving time to enjoy the city. A hospitality area on the exhibit hall floor will offer a continental breakfast, and there will be complimentary beverages each morning and afternoon and lunch available for purchase.

You can register for the meeting online by visiting www.aapd.org/annual.

(Source: AAPD)

AD

LMDental

Extract with confidence

LM extraction instruments uniquely combine ergonomics, Scandinavian design and functionality. They feature comfortable, non-slip ErgoTouch™ handles and are well-balanced and lightweight.

LM

feel the difference

For atraumatic luxating

LMLiftOut

Luxating instrument with fine blade for atraumatic extraction.

For strong elevating

LMSlimLift

Extremely slim blade to reach the narrow spaces. Ideal for implant preparations.

For strong elevating

LMTwistOut

Sturdy extraction instrument for strong elevating. You can apply more force, torque and twist.

Scan the QR to find more information

Booth # 637

LMDental
T: 406.745.3746
sales@lm-dental.com
www.lm-dental.com