

IMPLANT TRIBUNE

— The World's Dental Implant Newspaper • U.S. Edition —

MARCH 2012 — Vol. 7, No. 3

www.dental-tribune.com



'Day on the Hill'

By Sierra Rendon, Managing Editor

Do you ever wish you could be more involved with the choices and decisions the U.S. government makes regarding health and dental care?

That's what the "Day on the Hill" is all about.

The American Association of Oral and Maxillofacial Surgeons will host its 12th annual "Day on the Hill" on March 28. The event is held to help and encourage clinicians to participate in the political process and create relationships and connections with federal legislators.

The day before the "Day on the Hill," attendees will meet at the Mayflower Renaissance Hotel in Washington, D.C., for tips on Hill meetings and remarks about the issues by AAOMS's federal representatives. A cocktail reception and a dinner featuring keynote speaker, Tucker Carlson, will also take place that day.

The "Day on the Hill" will begin at 7 a.m. with a breakfast meeting and morning program.

► See HILL, page C2

Photo/ www.sxc.hu

Study: Bone-regenerating protein could improve implant success



Dr. Ulf Wikesjö, interim associate dean for research and enterprise, GHSU College of Dental Medicine. Photo/Provided by Georgia Health Sciences University

By Dental Tribune America

Using a bone-inducing protein to augment the maxillary sinus could improve dental implant success in cases where bone loss presents a challenge, according to Georgia Health Sciences University researchers. With bone thinning a common cause and/or consequence of tooth loss, researchers are keen on finding better ways to build up bone that is too thin to support the anchoring of dental implants.

The current favored solution is to supplement the area with bone grafts to stabilize the implant base. But that technique can be problematic "primar-

ily because it involves additional surgeries to harvest the bone," said Dr. Ulf M. E. Wikesjö, interim associate dean for research and enterprise in the GHSU College of Dental Medicine.

In animal studies, he and his team at the GHSU Laboratory for Applied Periodontal & Craniofacial Regeneration found that by implanting bone morphogenetic protein (BMP) in the sinus, more new bone forms in four weeks than does when using conventional bone grafting at the same site.

"We found that BMP induced superior bone quality following bone grafts,

► See PROTEIN, page C2

ITI welcomes submissions for 2012 André Schroeder Research Prize

Annual \$20,000 award for the advancement of dental research and development

The International Team for Implantology (ITI), a leading academic organization dedicated to the promotion of evidence-based education and research in the field of implant dentistry, is inviting submissions for the highly regarded André Schroeder Research Prize as of February.

The André Schroeder Research Prize, which carries a cash endowment of \$20,000 (CHF), is one of the most prestigious awards in implant dentistry today. It is awarded to independent researchers for their contribution to the advancement of research and development in implant dentistry.

In this way, the ITI promotes and supports the dissemination of new scientific findings in implant dentistry, oral tissue regeneration and related fields. The annual award is adjudicated by the ITI Re-

search Committee, which is made up of international specialists in implant dentistry and related fields. In 2012, it will be presented at the ITI Congress Canada, which will take place Sept. 21-22 in Toronto.

The award was established 20 years ago and is dedicated to the late Professor André Schroeder (1918-2004), founding ITI president, who pioneered implant dentistry and whose lifework contributed significantly to the course of modern implant dentistry.

Last year's winner was Dr. Nikola Sualic from the University of Bern, Switzerland, for his experimental study on "Bone apposition to a titanium-zirconium alloy implant surface."

Researchers who can demonstrate new findings in implant dentistry and related fields are invited to apply for the 2012 André Schroeder Research Prize. The application form can be downloaded from the ITI website. The deadline for manuscript submission is April 15.

More information about the André Schroeder Prize as well as the terms and conditions of participation are available

at the ITI website www.iti.org.

About the ITI

The International Team for Implantology (ITI) unites professionals around the world from every field of implant dentistry and related tissue regeneration. As an independent academic association, it actively promotes networking and exchange among its membership. ITI fellows and members, who now number more than 10,000, regularly share their knowledge and expertise from research and clinical practice at meetings, courses and congresses with the objective of continuously improving treatment methods and outcomes to the benefit of their patients.

In more than 30 years, the ITI has built a reputation for scientific rigor combined with concern for the welfare of patients. The organization focuses on the development of well-documented treatment guidelines backed by extensive clinical testing and the compilation of long-term results. The ITI funds research as well as scholarships for young clinicians, organizes congresses and continuing education events and also publishes reference books.

← PROTEIN, From Page C1

which improves the chances for successful implants," Wikesjö said. "BMP is phenomenal because it's a true, off-the-shelf product with ease of use that can produce real results, and it could be the new gold standard for this procedure."

According to the American Association of Oral and Maxillofacial Surgeons, 69 percent of adults ages 35-44 have lost at least one tooth due to decay, disease or trauma, and 26 percent of adults have lost all permanent teeth by age 74. Before dental implants were available, the only options for replacing these missing teeth were dentures and dental bridges, both of which could lead to further bone loss. Implants provide patients with numerous benefits, including improved oral health, appearance, speech, convenience, durability and ability to eat.

The findings of the Wikesjö team's pilot study were presented at the Academy of Osseointegration annual meeting in Washington, D.C. Wikesjö's GHSU co-investigators include Drs. Jaebum Lee, Cristiano Susin, Nancy Rodriguez and Jamie de Stefano.

According to the Ontario Ministry of Health, by 2004 two BMP products had already received Health Canada approval. One approved use is to aid in the treatment of long bone fractures. Another

'BMP ... could be the new gold standard for this procedure.'

type of BMP was approved for use in spinal fusion procedures in patients with degenerative disc disease, eliminating the traditional need for bone grafts from the pelvis.

BMPs were discovered by UCLA orthopedic surgeon Marshall Urist. A 2001 obituary for Urist in the Los Angeles Times said: "Urist was probably best known for his discovery in 1965 of bone morphogenetic protein, or BMP, a genetically produced substance that helps bone to regenerate by inducing certain types of connective tissues and other unspecialized cells to become bone cells. In more than 20 years of experimentation, Urist proved that BMP could be used to build living bone tissue around surgical pins and screws used to repair broken hips, shoulders and other bones."

According to Frost and Sullivan, a 50-year-old global market research and consulting firm, a BMP market began to open up in 2001 with U.S. FDA approval of a BMP product for clinical use.

Since then, the market has steadily grown and other BMP products have

been approved by the FDA, Health Canada and regulatory agencies in a number of other countries. Prices for treatment remain relatively high, though, especially when compared with the costs of traditional bone grafting. Frost and Sullivan report that regulatory, insurance and patent challenges also have kept growth of the BMP market in check — along with continued research into potential risks associated with use of BMPs in high concentration.

Focused primarily on spinal fusion surgeries, a September 2008 research report on the BMP market by Frost and Sullivan states: "The primary advantage of bone growth factors compared with allograft bone tissue is that they do not depend on the availability of donated human tissue. In addition, owing to the potential risk of disease transmission, synthetic materials and growth factors may be perceived as safer than allograft-based bone tissue. Many new composite products are also becoming available, which seek to harness the combined characteristics of synthetic and natural materials in one single product optimized for rapid bone repair and regeneration."

(Sources: Georgia Health Sciences University; the Medical Advisory Secretariat, Ontario Ministry of Health and Long-Term Care; and Frost & Sullivan)

← HILL, From Page C1

At 8:45 a.m., participants will go to Capitol Hill to meet with their members of Congress.

Issue talking points for this year's "Day on the Hill" include antitrust reform, pre-

vention of essential drug shortages and a repeal on the restrictions on flexible spending accounts.

An optional meeting debriefing will take place at the Mayflower Hotel at 11:30 a.m.

In 2011, the "Day on the Hill" hosted 134

total guests, including 100 OMSs, representing 32 states. Approximately 32 attendees were first-time participants.

For more information on the "Day on the Hill," visit www.aaoms.org and click on "Day on the Hill" under Upcoming Events.

IMPLANT TRIBUNE

PUBLISHER & CHAIRMAN
Torsten Oemus t.oemus@dental-tribune.com

CHIEF OPERATING OFFICER
Eric Seid e.seid@dental-tribune.com

GROUP EDITOR
Robin Goodman r.goodman@dental-tribune.com

EDITOR IN CHIEF IMPLANT TRIBUNE
Sascha A. Jovanovic, DDS, MS
sascha@jovanoviconline.com

MANAGING EDITOR IMPLANT TRIBUNE
Sierra Rendon s.rendon@dental-tribune.com

MANAGING EDITOR SHOW DAILIES
Kristine Colker k.colker@dental-tribune.com

MANAGING EDITOR
Fred Michmershuizen
f.michmershuizen@dental-tribune.com

MANAGING EDITOR
Robert Selleck, r.selleck@dental-tribune.com

ACCOUNT MANAGER
Humberto Estrada h.estrada@dental-tribune.com

MARKETING MANAGER
Anna Kataoka-Wlodarczyk
a.wlodarczyk@dental-tribune.com

MARKETING & SALES ASSISTANT
Lorrie Young l.young@dental-tribune.com

DIRECTOR OF INTERNATIONAL EDUCATION
Christiane Ferret c.ferret@dtstudyclub.com

Dental Tribune America, LLC
116 West 23rd Street, Suite 500
New York, NY 10011
Phone (212) 244-7181
Fax (212) 244-7185

Published by Dental Tribune America
© 2012 Dental Tribune America, LLC
All rights reserved.

Dental Tribune strives to maintain the utmost accuracy in its news and clinical reports. If you find a factual error or content that requires clarification, please contact Managing Editor Sierra Rendon at s.rendon@dental-tribune.com.

Dental Tribune cannot assume responsibility for the validity of product claims or for typographical errors. The publisher also does not assume responsibility for product names or statements made by advertisers. Opinions expressed by authors are their own and may not reflect those of Dental Tribune America.

EDITORIAL BOARD

Dr. Sascha Jovanovic, Editor in Chief
Dr. Bernard Touati
Dr. Jack T. Krauser
Dr. Andre Saadoun
Dr. Gary Henkel
Dr. Doug Deporter
Dr. Michael Norton
Dr. Ken Serota
Dr. Axel Zoellner
Dr. Glen Liddelow
Dr. Marius Steigmann
Dr. Pankaj Singh

Corrections

Implant Tribune strives to maintain the utmost accuracy in its news and clinical reports. If you find a factual error or content that requires clarification, please report the details to Managing Editor Sierra Rendon at s.rendon@dental-tribune.com

Tell us what you think!

Do you have general comments or criticism you would like to share? Is there a particular topic you would like to see articles about in Implant Tribune? Let us know by e-mailing feedback@dentaltribune.com. We look forward to hearing from you! If you would like to make any change to your subscription (name, address or to opt out) please send us an e-mail at database@dental-tribune.com and be sure to include which publication you are referring to. Also, please note that subscription changes can take up to 6 weeks to process.

The BIG DIFFERENCE?

BRAND X
\$400



INFINITY
\$145

PRICE.



infinity
Dental Implant System

Available in both a tri-cam and internal hex configuration

Surgically compatible with NobelBiocore™ NobelReplace® and Zimmer® Tapered Screw-Vent®

Confidence. It's just like your current implant system.

Compatibility. You can use the same surgical drills, drivers, and prosthetics.

Cost. Instead of paying \$400, you pay only \$145 per implant.



ACE Surgical Supply Co., Inc.
1034 Pearl Street, Brockton, MA

1.800.441.3100 • acesurgical.com



NobelBiocore™ and NobelReplace® are trademarks of Nobel Biocare Services AG. • Zimmer® and Tapered Screw-Vent® are registered trademarks of Zimmer Dental, USA



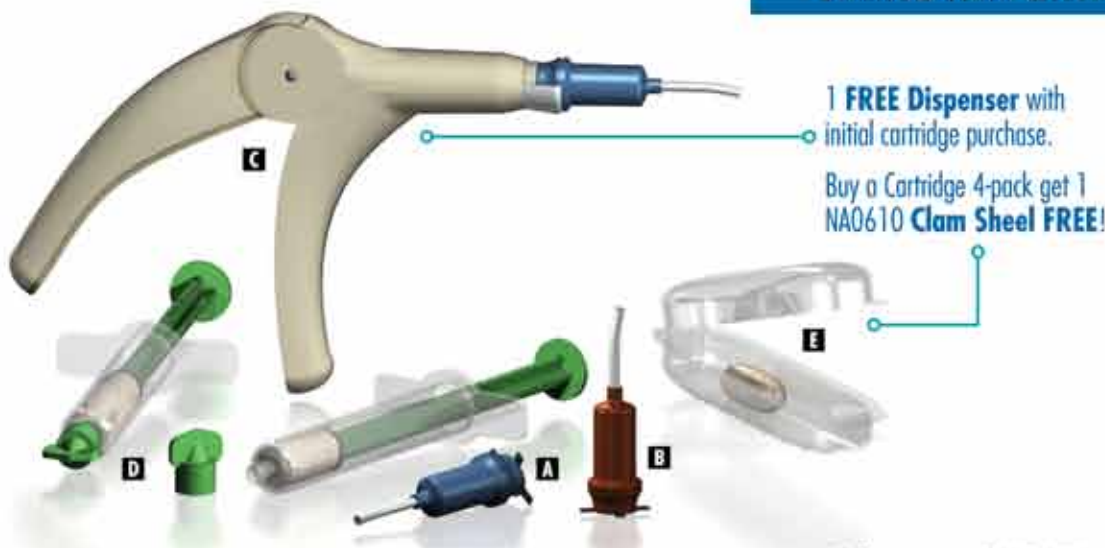
THE SYNTHETIC SOLUTION TO BONE REGENERATION

NOVABONE®
DENTAL PUTTY

NovaBone® is the only dental bone graft putty that is completely synthetic with excellent and reliable bone formation characteristics. It is indicated primarily for implant related surgeries including but not limited to sinus elevation surgeries, extraction sockets, ridge augmentations, etc. Putty does not require mixing as it is dispensed in a pre-mixed state ready for implantation!

Limited Time Offers

NovaBone Dental Putty is available in multiple delivery mechanisms including syringes, shells & cartridges. The consistency and formulation of the putty is identical in the various delivery systems.



1 **FREE** Dispenser with initial cartridge purchase.

Buy a Cartridge 4-pack get 1 **NA0610 Clam Shell FREE!**

NOVABONE DENTAL PUTTY CARTRIDGE SYSTEM

A NA3620	0.5cc Cartridges	2/pkg	\$225.00
NA3640	0.5cc Cartridges	4/pkg	430.00
B NA3621	1.0cc Cartridges	2/pkg	410.00
C NA3600	Cartridge Dispenser	each	99.99

NOVABONE DENTAL PUTTY SYRINGE

D NA1610	0.5cc Syringe	1/Pack	\$105.00
NA1611	1.0cc Syringe	1/Pack	190.00
NA1612	2.0cc Syringe	1/Pack	335.00

NOVABONE DENTAL PUTTY CLAM SHELL

E NA0610	0.5cc Clam Shell	1/Pack	\$90.00
NA0660	0.5cc Clam Shell	6/Pack	439.49
NA0611	1.0cc Clam Shell	1/Pack	170.00
NA0622	1.5cc Clam Shell	2/Pack	391.99

All offers expire April 30th 2012.




ACE Surgical Supply Co., Inc.
1034 Pearl Street, Brockton, MA

1.800.441.3100 • acesurgical.com



Scenes from the AO

The Academy of Osseointegration meets in March in Phoenix



HANS Korea offers its Universal Stopper Technique, management of post-implant complications and maintenance of implants.




Impladent introduces to AO attendees OsteoTape Performed Porous Resorbable Bone Graft, a combination of non-ceramic OsteoGen Synthetic Bioactive Resorbable Graft and highly purified bovine collagen matrix.



Z-Systems is the leading manufacturer and distributor of a metal-free, all-zirconia, A-TZP-BIO-HIP dental implant system called Z-Look3.



Christopher Stachl and Brian Schiefer of Austrian-based company, W&H. The company is one of the leading international producers of precision dental instruments. The W&H portfolio is composed of products for implantology, prophylaxis, dental restoration and prosthetics, endodontics, laboratory, as well as items for hygiene care and applications.



As a leading dental implant manufacturer, BIOMET 3i utilizes cutting-edge CAD/CAM, restorative regenerative and surgical echnologies, as well as provides educational support for both clinicians and patients.



Implant Direct President Dr. Gerald Niznick, left, whose company calls itself the 'simply smarter' choice in implant dentistry because it offers innovative high-quality implant solutions at market-appropriate prices.

Nazanin Ghafouri, far right, and helpers show AO attendees the latest Osstell ISQ product, Osstell ISQ, which measures the stability of implants in a precise and objective way, using the universal ISQ (Implant Stability Quotient) scale. The ISQ values help dentists determine the optimal time to load each implant — immediately or later, even when osseointegration is under way.



Piezosurgery devices by Mectron utilize piezoelectric (ultrasonic) vibrations proven to cut bone with incredible precision and safety while causing virtually no damage to soft tissue.

Photos/Humberto Estrada, Dental Tribune

Discover Atlantis™ Crown Abutment

Atlantis™ Crown Abutment is an efficient, effective and esthetic alternative to traditional cast abutments for single-tooth, screw-retained restorations.

Like Atlantis™ patient-specific CAD/CAM abutments for cement-retained restorations, the Atlantis Crown Abutment is uniquely designed from the final tooth shape for more natural esthetic results and available for all major implant systems. It is also precision-milled from a solid blank of biocompatible zirconia, which eliminates the need to cast with precious metals.

What's more, because porcelain is applied directly to the Atlantis Crown Abutment, it can be easily retrieved, if needed, and the time and cost of preparing a separate coping is recaptured.

Atlantis Crown Abutment is available in five shades, including a new translucent zirconia in white. It can be placed in all positions in the mouth and is covered by a comprehensive warranty.

For more on the benefits of Atlantis™ screw- and cement-retained solutions, visit www.atlantisabutment.com.

Experience the freedom of unlimited possibilities. Experience Atlantis™.





Thommen Medical is a Swiss designer and manufacturer of dental implant systems. The company says it has a unique reputation for Swiss precision, innovation and functional design.



MIS Implants Technologies offers a comprehensive range of implants and superstructures, as well as innovative surgical tools and bone-grafting materials including the Abrahamsi drill guide, bone compression and drill stopper kits, the Crest Widener and BondBone, to support a successful and safe implantation procedure.

AD

You know how important photographs are to your practice, but you don't know who to turn to for advice. PhotoMed understands your **needs** and can help you choose the right camera. We also include **a** support and loan equipment program for the life of the camera so you have someone to turn to if you have questions.


PhotoMed dental cameras feature the best digital camera equipment available. The Canon G12, Rebel T3 and T3i are great choices.



Visit the PhotoMed booth at these upcoming meetings:
 ICOI, San Diego - #411
 CDS, Chicago - #825
 Osseo, Phoenix - #200
 Hinman, Atlanta - #1222

Choosing a quality **dental** system for your practice doesn't have to be difficult. Call the experts at PhotoMed and we'll help you with all of your **camera** questions.

PhotoMed www.photomed.net • 800.998.7765



Osteohealth offers grafting solutions such as Bio-Oss, Bio-Gide and Bio-Oss Collagen, as well as a completely synthetic regenerative technology, GEM 21S® growth-factor enhanced matrix. The newest additions to Osteohealth's product portfolio is the Heli-Product line of natural collagen wound healing dressings and Mucograft® collagen matrix, a natural 3-D scaffold for soft-tissue regeneration.



Zimmer says it offers one of the most comprehensive implant and regenerative product lines, including the Tapered Screw-Vent Implant System and Puros Allograft Family, and provides professionals access to education and training resources, such as The Zimmer Institute.

SEVEN Highly Successful MIS Implant

The MIS SEVEN implant has a highly advanced surface with a high rate of successful osseointegration (98%), which was validated by extensive worldwide research and clinical studies in cooperation with world-class universities and scientific research institutes. Its unique geometrical design gives the SEVEN implant the important features of simple, quick and safe insertion, high primary stability, and compatibility in the most complex cases in every area of the jaw.



Innovation Movement by MIS.

Thomas P. Hinman
Meeting 2012
Visit us at Booth #1908



The MIS SEVEN implant is the only implant system in the world that comes with a specially designed and sterilized final drill, allowing a short and safe drilling procedure.

© MIS Corporation. All Rights Reserved.



MIS offers a wide range of innovative kits and accessories that provide creative and simple solutions for the varied challenges of implant dentistry. To learn more about MIS visit our website: www.mis-implants.com.

CE 0483, ISO 9001:2000, ISO 13485:2003

mis
Make it Simple

Got Torque?

PEOPLE HAVE PRIORITY



surgical
led+



IA-400



implantmed



elcomed



W&H Impex Inc.
6490 Hawthorne Drive
Windsor, Ontario N8T 1J9
t +1 519 944 6739
t +1 800 265 6277
f +1 519 974 6121
office.ca@wh.com

wh.com/na

gIDE Institute unveils new training center

Global Institute for Dental Education (gIDE), founded in 2003 in Los Angeles, is now equipped with a high-tech, modern training center fully integrated with an advanced surgical suite and complete with audio/video capabilities. Previously limited to 16 participants, the remodeled institute now accommodates up to 25 professionals with a large-screen viewing of up-close surgery.

gIDE moved its global headquarters in June 2006 to a 4,000-square-foot recording studio, formerly home of the famous California band The Beach Boys. It is now transformed into a modern facility with studios for live broadcast events held worldwide, production of clinical videos and onsite training center for hands-on courses and live surgical demonstrations.

Of the many courses held at gIDE, one is a four-day grafting course in which participants have an opportunity to learn the latest implant techniques for successful soft-tissue management, extraction site grafting, ridge preparation and regeneration for implant placement.

Esthetic implant procedures and sinus grafting are also taught, all through the use of didactic, comprehensive and clear clinical protocols.

Each implant course offers a hands-on workshop and live-patient surgery that can be taken separately or together as a comprehensive update program.

The four-day course is offered once a quarter and is limited to 25 participants. According to gIDE, it is the best short-term implant program to advance participants to the next level in implant surgery and improve confidence in hard- and soft-tissue grafting and the management of complications.

gIDE's vision of the innovative training center is for the clinician to experience learning via theory, hands-on and live surgery with inspiration of the beautiful high-tech surgical suite to in-

still a desire to realize achievable goals.

For more information regarding gIDE's hands-on training and workshops, please visit www.gidedental.com or e-mail info@gidedental.com.



The Global Institute for Dental Education has a modern new training center. Photos/Provided by gIDE

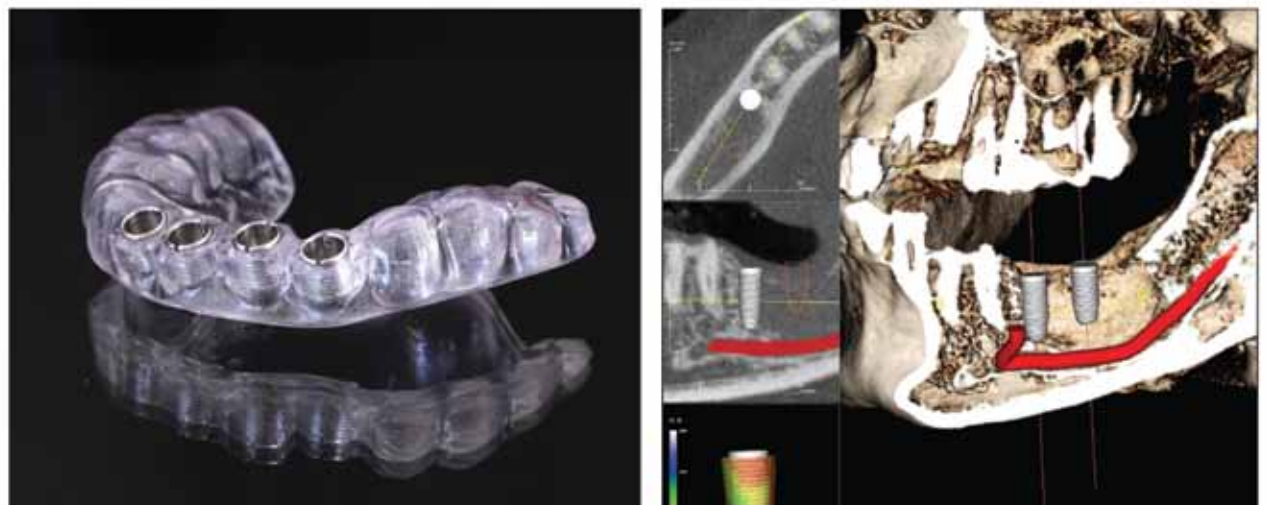
AD

Simplify your implant surgery with *Anatomage* **Guide**™

Anatomage brings you advanced technology with Anatomage Guide. We are eliminating the need for pre-processing, double patients scans, scanning appliances and conversions. It's not about the things we added, but the processes we have removed. Experience simplicity like never before with top notch service from California, USA.

- **LOW FLAT COST**
- **FAST TURNAROUND**
- **SIMPLE PROCESS**
- **MADE IN CALIFORNIA, USA**

Implant Surgery Guide for **Invivo5**



A student trains at gIDE's high-tech training center.



www.anatomage.com Tel. 408-885-1474 Fax 408-295-9786
111 N. Market St. #800 San Jose, CA 95113 USA
For more information please contact info@anatomage.com

Anatomage