

UNIQUE MAXILLARY FRENECTOMY WITH A DIODE LASER

Initial incision made at the lip side and then flapped toward the incisal edge of the teeth. The first ever?

► page A4



ENDO TRIBUNE THOMAS LEVY, DDS, HONORED

CDA Foundation names latest to earn its Dr. Arthur A. Dugoni Faculty Award.


► page B1



IMPLANT TRIBUNE COUNTDOWN TO ICOI 40TH ANNIVERSARY

International Congress of Oral Implantologists in Orlando, Fla., Sept. 20-22.

► page C1



Midlevel providers: Risky business or access-to-care cure?

ADA-sponsored reports prompt more discussion

By Robert Selleck, Managing Editor

A focus on midlevel dental providers as a core response to dental-care access challenges might be better directed elsewhere because the business models in play aren't sustainable. That's what the American Dental Association is saying based on a consulting company's examination of three midlevel workforce models under consideration in five states.

But at least two dental organizations responding to the report's conclusions show there are plenty of other opinions about the viability of a midlevel-provider workforce and the benefits such professionals can provide to underserved populations.

The American Association of Public Health Dentistry (AAPHD) and the American Dental Hygienists' Association (ADHA) issued statements that question the ADA's conclusions. Both organizations ask why the six studies by ECG Management Consultants looked only at projected scenarios in the five states considering midlevel licensing and did not include data from Minnesota and Alaska, where midlevel providers are already practicing. Various other questions about the research methodolo-

gies and underlying assumptions also were raised by the two organizations.

The ADA-commissioned report examines proposed midlevel workforce models in Connecticut, Kansas, New Hampshire, Vermont and Washington. It itemizes detailed financial projections for various business models for Dental Health Aide Therapists (DHAT), Dental Therapists (DT) and Advanced Dental Hygiene Practitioners (ADHP). Revenue and expense projections are based on different combinations of public and private payment-for-services scenarios. The midlevel provider's education debt also is factored into the analysis.

The ADA has consistently fought the midlevel provider concept, arguing that it is not in the best interest of patients to permit irreversible dental procedures, such as tooth extractions and major restorative work, to be performed by non-dentists. It also has argued that because there is no shortage of dentists in the aggregate, and because dental-school-graduate numbers are expected to increase, workforce expansion is the wrong strategy to use to address

► See MIDLEVEL page A2



American Association of Dental Office Managers, Scottsdale, Ariz.

As was the case with last year's meeting, as this edition of Dental Tribune prepares to print, the AADOM annual meeting is close to selling out. The 2012 agenda is packed with educational and networking opportunities of benefit to anyone involved in the business side of running a dental practice.

Photo/Provided by AADOM

► See page A6

NEWS A1

• Dental organizations respond to ADA-sponsored study on financial viability of midlevel providers

PRACTICE MATTERS A2

• Dental office managers dial in on how to handle staff use of cell phones

CLINICAL A4

• Unique maxillary frenectomy with initial incision at lip side, may be a first

MEETINGS A5-A8

• IACA conference receives big praise
• AADOM event nearly sold out
• Meeting attendees invited to try microscopic dentistry
• Greater New York Dental Meeting registration opens
• Yankee Dental Congress registration opens in September

INDUSTRY A9-A13

• Implant training highly hands-on
• Industry clinical looks at transfer impression versus direct abutment
• Dentists create 24/7 online conference, tradeshow and C.E. forum
• Adaptive learning technology offered to dental learning institutions
• Lab's partnerships with implant manufacturers deliver peace of mind

PRSRF STD
U.S. Postage
PAID
San Antonio, TX
Permit #1396

Dental Tribune America
116 West 23rd Street
Suite #500
New York, N.Y. 10011

IT'S GREAT TO BE ON TOP ...

GrandOSO

... WITH THE MOST TOOTH-LIKE COMPOSITE EVER!

80% fillers by weight

- Outstanding wear resistance
- Dimensional color stability

30-50% less resin compared to classic hybrid and general purpose composites

- Low shrinkage of only 1.5 to 2.5%
- Non-sticky
- Prolonged working time under ambient light

Designer Nano particles:

- Excellent polishability and polish retention
- Both the modulus of elasticity
- Turbidity thermal expansion and flexural strength

THE GRANADOSO ADVANTAGE: THE BEST \$58

80% fillers universal Nano Hybrid Composites
The Combination of handling, esthetics and performance.

VOCO THE DENTALISTS

Call 1-888-658-2584 - www.vocoamerica.com

'Turn off that phone!'

How do managers deal with cell phone usage in the office?

By Heather Colicchio and Teresa Duncan,
MS, FAADOM

The membership of the American Association of Dental Office Managers (AADOM) is composed of individuals who have first-hand experience dealing with situations that would make many people cringe. Some of the most common questions that emerge on our AADOM member forum deal with the rise of text messaging and personal calls in the office. We love text messaging and phone calls to our patients! But not so much among our staff.

We asked several of our AADOM members to answer this hot-potato question.

How do you handle your team when excessive texting and phone calls are an issue? Is there an example you'd like to share?

Melanie Duncan: To text, or not to text that is the question? I love technology, but sometimes it can be a detriment to your team. Believe me I have seen it all! There is the hygienist who is texting while a pa-



Melanie Duncan,
FAADOM Photos/
Provided by AADOM

tient watches a CAESY video or the team members have to keep their phones on them in case of an emergency. Really? Are they trying to say that the front office team cannot handle passing on a message? The answers are simple:

- 1) Make sure there is a policy in your employee manual that is clear and to the point.
 - 2) Have the employee sign an agreement to leave his or her phone in the break room.
 - 3) Expect 100 percent compliance!
 - 4) Each infraction should be handled immediately with no exceptions allowed.
- There will be a list of excuses, but as long as you are consistent with your actions, technology will once again be your friend.

Lisa Spradley: Our office allows cell phones and text messaging as long as it does not interfere with our patient flow. However, when cell phones were first brought into the practice there were problems with rampant usage. We would have employees coming into the office with the cellphone to their ear and



Lisa M. Spradley

clocking in, and they would stay on the phone until they were ready to seat the patient. This was unacceptable.

After a discussion with the doctor, we decided that while we did not want to completely ban cell phones, we did need some basic guidelines. When employees come into the office and clock in, they should not be on their phones. Also - while texting in between patients is OK - it must not delay patients being seated or rooms being cleaned.

No one is allowed to be on their cell phone or texting if they have a patient in the room. These guidelines helped to keep our patients as the No. 1 focus in our practice.

Deanna Alexander: Simply put, it is stated in our office manual. No cell phones are allowed in our work area. Each staff member has his or her own personal cubby space in the staff lounge area, this is where the cell phones belong. Everyone respects this policy.



Deanna Alexander,
FAADOM

► See PHONE page A3

► MIDLEVEL, page A1

access-to-care problems. Acknowledging that the recently released reports are simply a "first step," ADA representatives said that the detailed economic analysis was a new way of analyzing the viability of various midlevel provider models as a possible solution to access-to-care challenges for underserved populations. The work was described as the most comprehensive economic analysis to date.

The Academy of General Dentistry issued a statement that "applauds" the ADA-backed studies. AGD President Jeffrey M. Cole, DDS, MBA, FAGD, said, "The AGD believes that the more important part of the issue lies in moving the focus away from workforce models and instead to focus on the more important goal - knocking down the barriers to access to care." AGD's position has mirrored the ADA's take: that increasing the number of providers may not be the best way to address access-to-care challenges because of a more critical need to address Medicare reimbursement shortfalls, transportation issues and inadequate prevention education.

Supporters of midlevel-provider licensing appear to agree with the ADA and AGD positions regarding many of the access-to-care challenges that will continue to exist despite success or failure of efforts to create a midlevel workforce.

In April the W.K. Kellogg Foundation released findings from a review of clinical outcomes experienced by dental therapists practicing in 54 countries using such pro-

viders to address access-to-care challenges. The report's principal author, David Nash, DMD, MS, EdD, who is the William R. Willard professor of dental education and a professor of pediatric dentistry at the College of Dentistry at the University of Kentucky, said, "None of the 1,100 documents reviewed found any evidence of compromises to children's safety or quality of care. Given these findings, the profession of dentistry should support adding dental therapists to the oral health care team."

In December 2010 the Pew Center on the States released a report that was favorable toward the concept of using dental therapists to improve access to dental care, especially for Medicaid patients.

The ADA and AGD both questioned a number of underlying assumptions and data on dental practice operations and demand for services and other aspects of the research methodology in both organizations' reports.

The Comprehensive Dental Reform Act of 2012, introduced in June by Sen. Bernard Sanders, I-Vt., and Rep. Elijah Cummings, D-Md., proposes a variety of programs to enable dental professionals to deliver care to people outside of current care-delivery models - including the use of midlevel dental care providers. While supportive of the act's intent, the ADA and AGD have challenged its midlevel provider provisions.

(Sources: AAPHD, ADA, ADHA, AGD, W.K. Kellogg Foundation, Pew Center on the States)



The ADA and AGD agree that gathering more information is a first step in assessing the viability of midlevel dental professionals.

Photo/Provided by www.dreamstime.com

DENTAL TRIBUNE

The World's Dental Newspaper - US Edition

PUBLISHER & CHAIRMAN

Torsten Oemus t.oemus@dental-tribune.com

CHIEF OPERATING OFFICER

Eric Seid e.seid@dental-tribune.com

GROUP EDITOR

Robin Goodman r.goodman@dental-tribune.com

EDITOR IN CHIEF DENTAL TRIBUNE

Dr. David L. Hoexter feedback@dental-tribune.com

MANAGING EDITOR U.S. AND CANADA EDITIONS

Robert Selleck r.selleck@dental-tribune.com

MANAGING EDITOR

Fred Michmershuizen
fmichmershuizen@dental-tribune.com

MANAGING EDITOR

Sierra Rendon s.rendon@dental-tribune.com

MANAGING EDITOR SHOW DAILIES

Kristine Colker k.colker@dental-tribune.com

PRODUCT & ACCOUNT MANAGER

Mara Zimmerman
m.zimmerman@dental-tribune.com

MARKETING MANAGER

Anna Kataoka-Wlodarczyk
a.wlodarczyk@dental-tribune.com

PROJECT & EVENTS MANAGER

Lorrie Young lyoung@dental-tribune.com

C.E. DIRECTOR

Christiane Ferret c.ferret@dtstudyclub.com

Dental Tribune America, LLC
116 West 23rd St., Ste. #500
New York, N.Y. 10011
(212) 244-7181

Published by Dental Tribune America
© 2012 Dental Tribune America, LLC
All rights reserved.

Dental Tribune strives to maintain the utmost accuracy in its news and clinical reports. If you find a factual error or content that requires clarification, please contact Managing Editor Robert Selleck at r.selleck@dental-tribune.com.

Dental Tribune cannot assume responsibility for the validity of product claims or for typographical errors. The publisher also does not assume responsibility for product names or statements made by advertisers. Opinions expressed by authors are their own and may not reflect those of Dental Tribune America.

EDITORIAL BOARD

Dr. Joel Berg
Dr. L. Stephen Buchanan
Dr. Arnaldo Castellucci
Dr. Gordon Christensen
Dr. Rella Christensen
Dr. William Dickerson
Hugh Doherty
Dr. James Doundoulakis
Dr. David Garber
Dr. Fay Goldstep
Dr. Howard Glazer
Dr. Harold Heymann
Dr. Karl Leinfelder
Dr. Roger Levin
Dr. Carl E. Misch
Dr. Dan Nathanson
Dr. Chester Redhead
Dr. Irwin Smigel
Dr. Jon Suzuki
Dr. Dennis Tartakow
Dr. Dan Ward

Tell us what you think!

Do you have general comments or criticism you would like to share? Is there a particular topic you would like to see articles about in Dental Tribune? Let us know by e-mailing feedback@dental-tribune.com. We look forward to hearing from you! If you would like to make any change to your subscription (name, address or to opt out) please send us an e-mail at database@dental-tribune.com and be sure to include which publication you are referring to. Also, please note that subscription changes can take up to six weeks to process.

←PHONE, page A2

Tina Brown: Excessive phone calls and texting can be quite a problem. With new employees, we are very upfront with policies and guidelines. They tend to follow them for a while until the “newness” wears off. Our more seasoned team members, on occasion, can get caught up as well but gentle reminders in the very beginning of the occurrence with any team member usually helps.



Tina Brown, FAADOM/

Upon the second time I remind them again and let them know they are disrupting the flow of the day. I also ask if there is anything I can help them with so they can stay on task and suggest they save their calls and texts for their lunch hour or break.

If a third occurrence dares to happen they relinquish their phone for the rest of the day. It's sad that sometimes it comes to that but I didn't come up with the idea, they did!

When it became apparent there was an issue, I rallied the troops together and asked them to come up with a fair and reasonable penance.

They decided to give up their phones in lieu of documentation going into their employee file.

Julie McKee: Team morale is my top priority when implementing new policies and procedures. I do not enforce a policy that I have not researched and thought long and hard about.



Julie McKee

That being said, I have addressed this policy in a group/open-forum type setting so that I could share the reasoning behind the policy, and give them time to share how they feel as well. I maintain an open-door policy all the time and I want to know if and why they do not support a decision. This way I may be able to help them to understand the reasoning instead of having a ‘just do it’ attitude. That's no fun.

Our policy — in a condensed version — states that any type of mobile device is not to be on your person in the clinical and business area. You may have your mobile in the break area or in your locker. The ringer must be set to vibrate if not turned off. All personal phone calls are not to be made during work hours, only on breaks and lunchtimes, unless of course it is an emergency. The staff is responsible for creating awareness of this policy to friends and family members.

I make sure the team knows that they are respected and this in no way implies that they would abuse company time,

this is simply to prevent distractions for themselves and other co-workers, as well as to prevent the possible misconception that could arise from another person or patient viewing a team member on their cellphone for any reason. Why? The patients don't know it's your son telling you he will be going to his friend's house after school, or that maybe a friend just told you a quick joke at which you giggle. In the minds of patients (or even co-workers), all they know is “She is not giving my time and care the attention and respect I deserve, how do I trust her in my mouth” or, “Is she laughing at me?”

My teeth? Is she filming this?” You name it, the patient will think of it.

Conclusion

As you can see, our members all have different techniques but are equally effective. It all boils down to a policy issue that must be stated ahead of time and communicated effectively to the team.

Take a look around your office and if you see someone texting or wasting time on the phone, begin to draw up your policy and plan its implementation. Remember — the patient's perception is your reality!

MELANIE DUNCAN, FAADOM, is owner/president of Results Unlimited Dental Consulting and director of clinics for Heritage Creek Dental. The AADOM 2008 Office Manager of the Year and a subject-matter expert for the Dale Foundation, she has been in practice management more than 22 years. Her affiliation with AADOM has given her many opportunities to seek guidance and give from her own experience to others. She is dedicated to making dental care accessible and affordable for everyone. Contact her at melanieduncan@rudentalconsulting.com.

LISA M. SPRADLEY has been in the dental field for more than 15 years. She is an office manager for a general dentist and has her own dental consulting business, TCB Dental Consulting. She helps train front-office staff in effective time management techniques. She is an active, lifetime member with AADOM and plans to receive her Fellowship this fall. She can be reached at lisamarie@tcbdentalconsulting.com.

DEANNA ALEXANDER, FAADOM, has been in dentistry for more than 30 years. She attends many continuing education courses to keep up with the fast pace of the ever-changing dental world. She loves the everyday variety of her responsibilities and being in touch with the patients.

TINA BROWN, FAADOM, has more than 30 years of experience in the dental field and is the president of Applied Dental Practice Enhancement — a training, consulting and speaking firm. She attended San Diego State University and Pacific College of Dental Assistants in San Diego. She is a retired RDA and has spent the last 20 years as an administrator. She is a lifetime member of AADOM and writes articles for the administrative team.

JULIE MCKEE, dental director at Gordon Dental, considers the practice and its patients a huge part of her family. She thrives on the camaraderie and pride of working in a state-of-the-art dental practice. She uses the AADOM network to share resources and ideas to keep the practice on the leading edge of patient satisfaction. She considers herself a lifelong learner and encourages those around her to be in a constant state of study, growth and action.

HEATHER COLICCHIO is the president and founder of the American Association of Dental Office Managers.

TERESA DUNCAN is its educational content adviser. For more information please visit www.dentalmanagers.com.

AD



Excel Studios
"We Know Smiles"

We've Gone Mobile
iPad | iPhone | Android
Compatible



ATLANTIS™
BY DENTSPLY IMPLANTS



Feeling KO'd by High Implant Prices?

Ti. \$449*
COMPLETE

Zr. \$549*
COMPLETE

* Authentic ATLANTIS Patient-specific Abutment, Implant Screw, Seating Jig & Soft Tissue
Choice of Crown:
Layered Zirconia | Emax® | Z-Tek Solid Zr. | Noble PFM



Call Today

1.800.981.9008 | WEKNOWSMILES.COM

Unique maxillary frenectomy with a diode laser

By David L. Hoexter, DMD, FICD, FACD
Editor in Chief

There are many opinions, both in favor of and against, the utilization of lasers in periodontal therapy. There are also many reports of the different surgical techniques utilizing sharp metallic instruments for exacting predictable and desired results. The use of a laser to achieve these results does not mean that there are not other efficient, "classical" procedures that would accomplish the goal. Yet, a laser might be a more direct and efficacious path to achieve the same goal, with easier healing and less side effects.

This case presentation allows me to demonstrate the utilization of a diode laser to allow ease of technique, avoid unnecessary bleeding, avoid the use of sutures (and their removal), and provide a comfortable transition for the patient without swelling or need for a periodontal dressing after the surgery.

In this presentation, a young female patient presented in my office, complaining about her frenum in the maxillary anteriors. She related that it hurt whenever she bit into a firm substance, such as corn on the cob. Her tongue constantly reached to this uncomfortable area, affecting her speech, and she felt pain in her lip when she tried to smile.

A few years prior, she had a lot of dentistry done in her maxillary anteriors for esthetic purposes. She had been aware of and bothered by a natural, large diastema between her maxillary centrals. The previous dentist had closed the diastemic space between the crowns by overbonding the area, leaving overhanging margins on the mesial of both centrals (Fig 1). The area now appeared clinically closed, but the constant irritation and bleeding in the area, especially due to the frenum pull, made this teenage patient feel very uncomfortable.

X-rays taken by my office revealed an obvious space, seen as a large radiolucent dark area between both central incisor roots, covered with tissue (Fig 2).

In this case, I made a decision to use a laser to do the frenectomy because of the possibility that a classical approach might result in leaving a large void between the centrals. Moreover, use of a laser allows complete control in this technique to avoid what might otherwise be a devastating disaster. If the natural, large void between the centrals submarginally was to have been exposed, it would have left a vast undesirable, un-



Fig. 1: Pretreatment labial view shows the large maxillary frenum and its large attachment.

Photos/ Provided by Dr. David L. Hoexter



Fig. 2: X-Ray of same area. Notice the large dark-appearing space between the centrals' roots. Note the large restorations' mesial overhanging margins.



DR. DAVID L. HOEXTER is director of the International Academy for Dental Facial Esthetics, and a clinical professor in periodontics at Temple University, Philadelphia. He is a

diplomat of implantology in the International Congress of Oral Implantologists as well as the American Society of Osseointegration, and a diplomate of the American Board of Aesthetic Dentistry. Hoexter lectures throughout the world and has published nationally and internationally. He has been awarded 11 fellowships, including FACD, FICD and Pierre Fauchard. He maintains a practice at 654 Madison Ave., New York City, limited to periodontics, implantology and esthetic surgery. He can be reached at (212) 355-0004 or drdavidlh@gmail.com.



Fig. 3: Another pretreatment view.



Fig. 4: Initial use of AMD diode laser from releasing the frenum attachment from the lip mucosa side.



Fig. 5: Completed extension using the laser and removal of the rest of the frenum.

thetic, dark-appearing hole. Because this was a surgery that involved only soft tissue, our choice of lasers is the CO₂, Nd:YAG and diode lasers. Other lasers may be used for both soft and hard tissue. I chose to utilize just a tissue laser, and chose a diode laser. This AMD diode laser also offered the use of a disposable tip containing a thin fiber that would transmit the therapeutic treatment. The tip, being disposable, will aid in the consistency of maintenance and hygienic cleansing in and during our treatment.

A standard frenectomy, where we might remove the frenum with a sharp stainless steel instrument, might lead to further complications by exposing the large void pointed out in Figure 2 that is covered by tissue. If the frenum is just incised and removed, the area will have an obvious, huge, dark-appearing void. Yet the frenum should be removed. The obvious restorative necessities and options were discussed first. This young patient wished to do a little at a time, starting with the frenum removal.

After local anesthesia with xylocaine, the frenum was infiltrated, incised from the attachment of the tissue and lip-side of tissue first, rather than incising in the

center of the frenum or separating and detaching the tissue from the side attached to the alveolus. Using the AMD diode laser, the tissue was incised, keeping the field of vision intact and accessible.

Continuing movement of the laser tip toward the alveolar-covered tissue allows the trough to be made wider until the desired length is acquired. All of this is accomplished painlessly, without a pool of blood blocking the view. This laser automatically enhances a clot, allowing not only a view but also a comfortable working environment for the operator as well as a painless one for the patient.

The assistant retracts the lip, with the laser allowing complete vision and aiding in curtailing the bleeding. After the tissue is dissected to the desired level, the remaining loose tissue of the frenum is removed using the diode laser, as well. These results leave a slight charring when we wish to control bleeding (Figs. 4, 5).

Healing proceeds uneventfully until it is completed and is maintainable (Fig 6). Once the frenum is removed and healed, the patient is no longer un-



Fig. 6: Final completion of healed area, labial view. Notice the healed labial area, minus the large frenum, yet avoiding the exposure of the large void between the incisors, as seen in the x-ray (Fig. 2) initially.

comfortable when eating. Nor is her lip restricted when she desires to smile.

The healed area allows the patient to keep the area clean. She is able to reach and floss the mesial aspects, which she couldn't do previously. After completion, she is reminded of the need to correct the restorations of her maxillary anterior teeth and get rid of the obvious overhanging margins.

This particular patient desired a little correction at a time, but, in the meantime, the positive results of the laser treatment made her positive about correcting and improving the esthetics of her anterior maxillary teeth in the near future.

With the use of this AMD diode laser, we are able to remove the frenum attachment from the lip side initially, allowing a predictable approach that helps avoid exposing a large hole in the very front and center of her smile. This laser treatment and its positive results for her, allowed her to consider future restorative corrections with a positive attitude. In this case, use of the AMD diode laser allowed her smile to be corrected, and changed her discomfort into a comfortable glow.

4-Day Ridge Augmentation Hands-On & Live Surgery in Los Angeles with Dr. Sascha A. Jovanovic



SOFT TISSUE MANAGEMENT & GRAFTING AROUND DENTAL IMPLANTS




1-day Lecture & Hands-On Workshop
October 24, 2012
Tuition: \$899

BONE, RIDGE & SOCKET GRAFTING

2-day Lecture - Hands-On & Live Surgery
October 25 - 26, 2012
Tuition: \$1999

IMPLANT COMPLICATIONS, SINUS ELEVATION & GRAFTING

1-day Lecture & Hands-On Workshop
October 27, 2012
Tuition: \$1199




4-DAY CERTIFICATE TUITION: \$4,195

4-DAY gIDE MEMBER PRICE: \$3,975

"I have taken 100 hrs of CE in the last year alone. I have to say the 4 hands-on courses I took at gIDE were the best investment to date. The gIDE Institute and Dr. Jovanovic provide the most cutting-edge, relevant information you will find out there. Worth every penny!" - Dr. Joseph C. Weber, D.D., Santa Barbara, CA

Register at gIDEdental.com. Contact info@gIDEdental.com or Call +1 310 686 9025.



Attendees enthusiastic about IACA 2012 annual meeting

More than 800 dental professionals from around the world attended the International Association of Comprehensive Dentistry (IACA) annual meeting. The event was July 26–28 at the Westin Diplomat Resort and Spa in Hollywood, Fla. Most of the attendees were returning members, and many reported that this was the best meeting yet in the IACA's eight-year history.

One first-time attendee said, "As my first IACA, the whole atmosphere and caliber of people was much more than I anticipated, [while] I'd heard a lot from people who have attended nearly all, if not all of them, I still didn't

expect it to be as good as it was. I got so much good and benefited from not only the lecture series, but from talking to other people who shared a little piece of themselves, which helped me change the way I do things. I just had the best time. It was well run and [included] lots of fun. This was the best dental meeting in the world!"

Next year's meeting is in Calgary, Alberta, Aug. 1–3. For more information, visit www.theiaca.com, or call (866) NOW-IACA.

(Source: International Association of Comprehensive Aesthetics)



The annual IACA conferences present a variety of lectures and hands-on workshops by world-renowned professionals. The 2012 meeting pictured here, in Hollywood, Fla., earns high praise from first-time and returning attendees alike. Photos/Provided by IACA



Host site for the American Association of Dental Office Managers conference is the Westin Kierland Resort in Scottsdale, Ariz. Photo/Provided by AADOM

Courses fill quickly at dental office managers conference

Education, networking highlight Sept. 6–8 AADOM event

Many courses have already hit their maximum-registration limits for the American Association of Dental Office Managers (AADOM) annual conference in Scottsdale, Ariz., Sept. 6–8 (Thursday through Saturday).

Held at the Westin Kierland Resort, the conference has a lineup offering up to nine continuing education hours toward AADOM's Fellowship Program.

The conference is for dental office

managers, practice administrators and anyone involved in the business end of the practice. Attendees can choose from a variety of courses and sessions specific to the efficient and successful management of a dental practice. Topics include marketing, communication, technology and insurance coding updates. Special focus will also be given to leadership and

► See AADOM page A7

AD

YANKEE 2013
Dental Congress®
BUILDING BRIDGES

January 30 - February 3, 2013
Exhibits: January 31 - February 2, 2013

BOSTON CONVENTION & EXHIBITION CENTER

Connect with us

Brilliant minds coming together to learn about innovative approaches, practices, and resources in dentistry. Here are just a few highlights of what's in store!

<p>The Madow Brothers The Rock and Roll Dentists straight from Las Vegas BACK BY POPULAR DEMAND!</p>	<p>Robert Spector AUTHOR OF NEWLY RELEASED <i>The Nordstrom Way to Customer Service Excellence</i></p>	
<p>Gordon Christensen, DDS RESTORATIVE</p>	<p>Loretta LaRoche PERSONAL DEVELOPMENT</p>	<p>Roger Levin, DDS PRACTICE MANAGEMENT</p>
<p>Kenneth Hargreaves, DDS ENDODONTICS</p>	<p>Laney Kay, JD INFECTION CONTROL</p>	<p>Cherilyn Sheets, DDS and Jacinthe Paquette, DDS ESTHETICS</p>

yankeedental.com • 877.515.9071

← AADOM, page A6

human resources. AADOM is especially pleased to welcome motivational management expert Judy Kay Mausolf as the keynote speaker. Other notable presenters include Fred Joyal, Gary Kadi, Gary Takacs, Terri Bradley, Ginny Hegarty, Bob Spiel, Teresa Duncan and Janice Hurley-Traylor.

AADOM President Heather Colicchio is looking forward to seeing returning and new members. "This meeting is the highlight of the year for our members — we have so much planned for the attendee," she said.

The conference is known for its educational and networking offerings. Colicchio said, "We listened to our members and have several social events planned as well as face-to-face access to dental consultants and speakers."

AADOM will co-host a half-day day trip to the Scottsdale Center for Dentistry for an in-depth session on "How to Market Technology in Your Practice." AADOM will launch its first annual Speaker Showcase for office managers. Selected managers will be given a chance to share their best management tips with their colleagues.

AADOM will also induct the 2012 class of Fellows at this conference.

Dental Spouse Business Network

In addition to the conference offerings, the Dental Spouse Business Network (DSBN) will meet on Sept. 5, the day before the conference starts. The DSBN was created by AADOM to address the specific needs and challenges of office managers whose spouses are the dentist in the practice. Dental spouses registered for the AADOM conference are invited to attend.

Lifetime AADOM member Pat Lutz, the office manager of her husband's practice in Madera, Calif., said, "AADOM provides a way to network and to provide support, ideas and tools to help us become more effective dental office managers. We have an important role in our office and it's important that we walk the walk and not just talk it."

Topics for DSBN include increasing and maintaining the value of a practice as well as a workshop on best practices for working with your spouse. "Once the dental spouses realize that they have a network of other spouses to turn to, they feel a sense of relief that their situations are not unique and can be solved," Colicchio said.

Conference registration

To see if there is still opportunity to register, visit www.dentalmanagers.com or call (732) 842-9977.

About AADOM

AADOM is an organization of professional office managers, practice administrators, patient coordinators, insurance and financial coordinators and treatment coordinators of general and specialized dental practices.

The association's mission is to provide members with networking, resources and education to help members achieve the highest level of professional development.

For more information contact (732) 842-9977 or info@dentalmanagers.com.

(Source: AADOM)

Try microscopic dentistry

Whether you're a microscope user or not, the Academy of Microscope Enhanced Dentistry 11th Annual Meeting and Scientific Session promises to open your eyes to new possibilities. Early-bird registration at www.microscopedentistry.com ends Sept. 15.

Non-members and those who haven't worked with a microscope are encouraged to attend to learn why microscopic dentistry is gaining so many advocates.

"Micro Vision: On the Cusp of Science & Precision," is Friday and Saturday, Nov. 16-17, at the Hotel Del Coronado in San Diego. This year's meeting represents a return to a live, onsite format, following the academy's virtual-only meeting last year. However, the virtual option continues, too, with live online streaming video available as an alternative strategy to access the meeting. Some of the sessions will air live online from California. And sessions will be re-

corded for archived availability online. This enables onsite attendees to view or review sessions later. Access to the recorded sessions is included in as part of registration. Copyright law restricts some of the sessions from being available online.

The scientific session features general sessions, vignettes, panel discussions/Q&As and hands-on courses with top clinicians and leaders sharing the latest science and techniques. All major sectors of dentistry are represented: restorative, endodontics, periodontics and implants.

The hands-on courses give attendees the opportunity to test-drive different microscopes while learning new procedures. Among the hands-on offerings: "Microsurgery I: The Principles of Suturing," with David Cross, DDS; "Implant Microsurgery II: Sinus Elevation," with Adriana McGregor, DDS; "Micro-Aesthetics II: The Art of Micro-



The Hotel Del Coronado, in San Diego, hosts 'Micro Vision: On the Cusp of Science & Precision' Nov. 16-17. Photo/Provided by AMED

laminates — How to Master Ideal Preparation," with Claudia Cia Worschech, DDS, PhD; and "Auxiliary Course: Maximizing the use of Magnification for All: Assistants & Hygienist," with Arvie Malik, RDH, and Karen Nester, DA.

Contact AMED at (260) 249-1028 (ET) or at admin@microscopedentistry.com. You can register for the meeting or get more details at www.microscopedentistry.com.

(Source: AMED)

AD

Introducing

The LVI Stratos® System

A Must to Practice Today's Dentistry

SYSTEM PRICE
\$1,295⁰⁰

Includes carry case, LVI Calibrated Stratos 100, and LVI Occlusal Analyzer

The LVI Stratos® Occlusal Plane Analyzer accurately transfers orientation of the maxillary arch in relation to the long axis of the body to the Stratos articulator

LVI Occlusal Analyzer

- Simple to use
- Adjustable hamular support
- Reproducible mounting technique
- Uses anatomic landmarks not variable soft tissue landmarks
- Fixed incisive papilla pin centers the model

LVI Calibrated Stratos® 100

Based on average anatomical values, the Stratos 100 utilizes fixed 30 degree protrusive and 15 degree bennett angles.

- Stable Easy access design
- Accepts H.I.P mounting accessory
- LVI exclusive calibration
- Magnetic Mounting System eliminates the need to send the articulator to the lab

To order call **LVI Global** at 888-584-3237

© 2006 Ivoclar Vivadent, Inc. Stratos is a registered trademark of Ivoclar Vivadent, Inc. LVI is not a registered trademark of Ivoclar Vivadent, Inc.

Register now: Greater New York Dental Meeting

Scientific Meeting: Nov. 23–28; Exhibit Floor: Nov. 25–28



New York City attractions such as Times Square set the backdrop for the Greater New York Dental Meeting in November. Photo/Provided by GNYDM

Registration is open for the 2012 Greater New York Dental Meeting (GNYDM), the largest dental congress and health-care meeting in the United States, with 53,789 attendees from all 50 states and 127 countries in 2011.

A significantly expanded international program accommodated 6,656 international visitors in 2011, with sessions in French, Spanish, Portuguese, Italian and Russian.

The 2012 meeting runs Friday through Wednesday, Nov. 23–28.

The high-energy event, which never has a pre-registration fee, draws top dental professionals with an expansive exhibit hall and more than 300 educational courses, including full-day and half-day seminars, essays, hands-on workshops

and a live, 430-seat, high-tech patient demonstration area.

New York City is full of cultural enclaves that give attendees the opportunity to experience foods, festivals, arts and more from all over the globe. Few cities offer a wider variety of iconic attractions, historic buildings and cultural sites.

Three major international airports, Newark Liberty (EWR), Kennedy (JFK) and La Guardia (LGA) and discounted hotel rates for registrants, make it easy for any dental professional to visit New York City and attend the meeting.

The GNYDM staff encourages you to see all New York City has to offer during one of its most beautiful times of year.

(Source: Greater New York Dental Meeting)

AD

*Learn how Occlusion and Aesthetics
Go Hand in Hand*

Core 1

Advanced Functional
Restorative Dentistry
The Power of Physiologic
Based Occlusion

CORE I
is an exciting three-day
hands-on course that is designed to
show you how to evaluate which cases to
treat and how to gain treatment acceptance from
your patients using advanced restorative dentistry. This program
is designed to increase the level of comprehensive care and enhance the
lives of your patients, excite your team and increase the fun and passion
you have at work!

Scan code for program
at www.lviglobal.com

ADA CERP | Continuing Education
Approved PACE Program Provider
Approved PACE Program Provider
P.A.C.E. | P.A.C.E. | P.A.C.E.

www.lviglobal.com
OR 888.584.3237 FOR INFO



Laugh, learn, reconnect and grow at the 2013 Yankee Dental Congress, billed as 'Building bridges through innovation, technology, wellness, & inspiration.' Photo/Provided by YDC

Yankee Dental Congress 2013

Jan. 30–Feb. 3 in Boston

Connect with some of the brightest minds in dentistry, and discover the latest trends, techniques, products and services at the 38th Yankee Dental Congress. You'll find 450-plus exhibitors and a 300-plus speaker lineup that includes crowd favorites Gordon Christensen, the Madow Brothers, Loretta LaRoche, Laney Kay and Roger Levin. Other highlights include:

Dentaltown: Discover new and exciting ways to implement technology in your office from your fellow dental professionals.

RDH@YDC: For the first time, the experts at RDH Magazine and RDH Under One Roof bring their quality continuing education and action-packed events to Yankee.

Essentials of Management: A "Mini-MBA" for dentists is offered by Bentley University.

Dentist as the CEO: Learn the tools to improve the business side of your practice, such as controlling expenses, setting goals and hiring effectively.

Healthy Living Pavilion: Have lunch with a registered dietitian and learn how to eat healthfully — while earning C.E. credit; plus there are many other valuable courses.

Dental Management of Sleep Apnea Fast Track: In one-hour sessions throughout the day, learn to work with sleep apnea patients.

Yankee Boardwalk: Kick back with your favorite beverage, light fare, and upbeat music at a free, family-friendly event open to everyone, Thursday, Jan. 31.

Friday Night Laughs: Share some giggles with colleagues, friends, and family when Kathleen Madigan takes the stage Feb. 1.

Register at www.yankeedental.com.

(Source: Yankee Dental Congress)

5 days of training, 9 dentists, 56 implants

Comprehensive, hands-on implant-training course in Jamaica graduates latest class

The American Academy of Implant Prosthodontics (AAIP) joined with its affiliates, Atlantic Dental Implant Seminars (ADIS) and the Linkow Implant Institute, to present a five-day comprehensive implant training course in Ocho Rios, Jamaica, in early July.

The course included lectures, hands-on participation, surgical and prosthodontic demonstrations, diagnosis and treatment planning of implant cases, construction of surgical templates, diagnostic wax-ups, insertion of two to six implants by each participant and sinus lifts under supervision of course faculty.

The nine participating dentists inserted 56 implants, performed three sinus lifts and restored seven implants placed in a previous course. Patients were provided by the Ministry of Health and the University of Technology, School of Dental Sciences, Jamaica. Course participants were from Arizona, Illinois, New Jersey, New York, Jamaica and St. Kitts.

Upon completion of the one-week comprehensive implant-training program, participating clinicians are able to accomplish the following tasks: identify cases suitable for dental implants; diagnose and treatment plan for preservation and restoration of edentulous and partially edentulous arches; demonstrate competency in the placement of single-tooth implants, soft-tissue management and bone augmentation; obtain an ideal implant occlusion; work as part of an implant team with other professionals; and incorporate implant treatment into private practice with quality results, cost effectiveness and profitability.

A dental degree was required for all participants. The course was tax deductible and 35 hours of dental continuing education credits were awarded on course completion. Patient treatment was provided in a Jamaican dental school, with personalized training in small-group settings. The course is a cooperative effort of the Jamaican Ministry of Health, the University of Technology, School of Dental Sciences, Jamaica, and the American Academy of Implant Prosthodontics.

Dr. Mike Shulman is course coordinator; Dr. Leonard I. Linkow is course director; and Dr. Sheldon Winkler is course advisor. Course faculty, in addition to Shulman, Linkow and Winkler, included Drs. Robert Braun, Ira L. Eisenstein, E. Richard Hughes, Charles S. Mandell, Harold F. Morris, Peter A. Neff, Robert Russo and Robert E. Weiner. Shulman and Winkler taught the July seminar.

Implants and components for AAIP/ADIS implant seminars were provided by HIOSSEN Dental Implants. Dental laboratory support was provided by: DCA Laboratory, Citrus Heights, Calif.; Dani Dental Studio, Tempe, Ariz.; and Dutton Dental Concepts Inc., Bolivar, Ohio.

The objective of the Academy of Implant Prosthodontics — founded by Dr. Maurice J. Fagan Jr. in 1982 at the School of Dentistry, Medical College of Georgia — is to support and foster the practice of implant prosthodontics as an integral component of dentistry.

The academy supports component and affiliate implant associations around the

world, including organizations in Egypt, France, Italy, Israel, Jamaica, Jordan, Kazakhstan, Paraguay and Thailand.

The academy has published two textbooks: "The Dental Implant" in 1985 and "Implant Prosthodontics" in 1990. The Journal of Oral Implantology is the official publication of the academy. The academy also publishes a newsletter.

American Academy of Implant Prosthodontics is an approved PACE program provider by the Academy of General Dentistry. The formal continuing education programs of this program provider are accepted by AGD for fellowship, mastership and membership maintenance credit. The current term of approval ex-

tends from Jan. 1, 2010 to Dec. 31, 2013.

Complete information on the AAIP/ADIS Jamaica implant continuing education programs, including tuition, faculty lectures, transportation and hotel accommodations, can be obtained through www.adiseminars.com or by calling (551) 655-1909.

AAIP membership information can be obtained from the AAIP headquarters at 8672 E. Eagle Claw Drive, Scottsdale, Ariz., 85266-1058; telephone (480) 588-8062; fax (480) 588-8296; or via e-mail at swinkdent@cox.net. The AAIP website is www.aaipusa.com.

(Sources: AAIP and ADIS)



Participants at AAIP/ADIS implant seminar, Ocho Rios, Jamaica, July 3-7. Dr. Sheldon Winkler is center left and Dr. Mike Shulman is center right. Photo/Provided by AAIP & ADIS

AD

8th Annual Dental Managers CONFERENCE
Scottsdale
 SEPTEMBER 6-8
 2012
 at the beautiful *Westin Kierland Resort*

Proudly presented by
 American Association of
 Dental Office Managers
 Work Smarter. By Association.

FEATURING AN ALL-STAR LINE-UP OF SPEAKERS

KEYNOTE SPEAKER

 JUDY KAY MAUSOLF

COVERING VITAL TOPICS IN THE AREAS OF:

- PRACTICE MANAGEMENT
- HUMAN RESOURCES
- MEDICAL/DENTAL CODING
- LEADERSHIP
- COMMUNICATIONS
- MARKETING
- AADOM EXPERT CONSULTANTS PANEL

Earn 6 CE toward
 AADOM Fellowship
 Programs

FOR DENTAL OFFICE MANAGERS, PRACTICE ADMINISTRATORS
 & DENTAL BUSINESS PERSONNEL.

Register Now at
www.dentalmanagers.com