

DENTAL TRIBUNE

The World's Dental Newspaper • Asia Pacific Edition

PUBLISHED IN HONG KONG

www.dental-tribune.asia

No. 3 Vol. 12



Business

An interview with Align's
Julie Tay

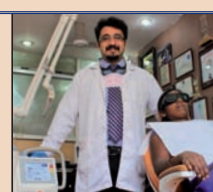
► Page 10



Smile characteristics

The pinnacle
of prosthetics

► Page 14



Dental lasers

Dr Johar about
new trends in the field

► Page 18

IDEM sees further growth in 2014

More innovations and educational offers available for Asian dentists at upcoming Singapore dental show

Daniel Zimmermann
DTI

SINGAPORE: The International Dental Exhibition and Meeting (IDEM) in Singapore is fast becoming a crucial meeting point for the dental profession in Asia. The latest registration figures released by the organiser, Koelnmesse, a few weeks before the show indicate that the upcoming edition in April will see 20 to 30 per cent more exhibitors showcasing their products and solutions to a professional audience.

Owing to the high interest shown by the industry, the total exhibition space has been extended by 30 per cent and now covers 16,000 sq.m. in two halls at the recently renovated Suntec Singapore Convention and Exhibition Centre, where the show is going to be held from 4 to 6 April. In addition to a large number of dental products and solutions, of which many will be launched in Asian markets for the first time, visitors will be able to learn about the newest



IDEM 2014 will see more exhibitors and visitors. (DTI/Photo courtesy Koelnmesse, Singapore)

methods and technologies in dentistry during a three-day clinical conference that runs parallel to the

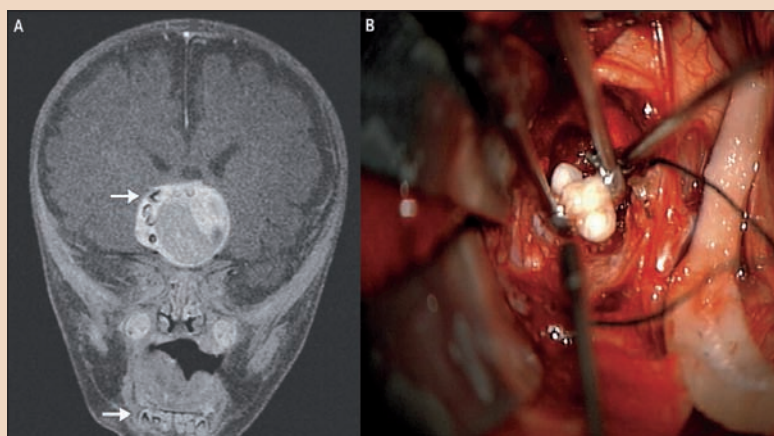
industry showcase on Levels 3 and 4. Several events tailored to issues relevant to young dentists, dental

technicians and hygienists will also be offered during the show. [► DTI page 3](#)

DTI launches new magazine

At IMAGINA Dental, the 3-D and CAD/CAM digital dentistry congress that was held from 13 to 15 February in the *Principality of Monaco*, Dental Tribune International (DTI) introduced, a new quarterly continuing education publication devoted entirely to cone beam computer tomography (CBCT) in dentistry. The *cone beam, international magazine of cone beam dentistry* covers the most significant developments in the field and is targeted at experts who currently use the technology, such as implantologists, orthodontists, prosthodontists and endodontists. It will also present the latest research and case studies in the field, as well as pertinent industry news, trends in procedures and techniques, and the newest education and events.

The official publication of the International Cone Beam Institute and several other education providers in the field, the publication will be distributed at all major international congresses, exhibitions and many specialty-specific events. It is also available for free download in the e-paper section of the *Dental Tribune* website. [DTI](#)



Picture shows the rare incidence of multiple fully formed teeth found in the brain tumour of a four-month-old boy. (DTI/Photo courtesy of the New England Journal of Medicine, USA) [► WORLD NEWS, page 6](#)

BPA delays healing

A new study from the University of Melbourne's Dental School in Australia has confirmed that delayed healing after dental surgery and subsequent jaw osteonecrosis can be induced by the use of bisphosphonates, a class of drugs commonly used to treat bone diseases such as osteoporosis. [DTI](#)

Dental acquisition

Q & M Dental Group from Singapore has recently upped its share in Chinese dental products maker Quinhuangdao Aidite High Technical Ceramic Co Ltd. from 51 per cent to 100 per cent. The transaction, worth S\$16 million (US\$9.1 million), is subject to approval by Chinese and Singapore regulators. [DTI](#)

Malaysia is top in health care

Health care in Malaysia ranks among the best in the world, the annual Global Retirement Index by *International Living.com*, a US publishing group specialised on travelling and living abroad, has revealed.

According to the report, health care services provided by medical professionals in the South-East Asian country do not just equal Western standards but are also highly affordable, which makes it a popular destination for medical tourists.

Only France and Uruguay scored better in terms of quality and affordable healthcare. Published since 1991, the index evaluates the best retirement havens worldwide in such terms as cost of living or infrastructure. [DTI](#)



Distinguished by innovation

Healthy teeth produce a radiant smile. We strive to achieve this goal on a daily basis. It inspires us to search for innovative, economic and esthetic solutions for direct filling procedures and the fabrication of indirect, fixed or removable restorations, so that you have quality products at your disposal to help people regain a beautiful smile.

www.ivoclarvivadent.com

Ivoclar Vivadent AG
Bendlerstr. 2 | FL-9494 Schaan | Liechtenstein | Tel.: +423 / 235 35 35 | Fax: +423 / 235 33 60


**ivoclar
vivadent**
passion vision innovation

AD

UPCOMING WEBINARS



DENTAL TRIBUNE
DT STUDY CLUB
COURSES | DISCUSSIONS | TECHNOLOGY | MENTORING



ADAC-E-R-P
CONTINUING EDUCATION RECOGNITION PROGRAM

DENTAL TRIBUNE AMERICA IS AN ADA CERP RECOGNIZED PROVIDER

**25
MAR**

**INDICATION SPECIFIC IMPLANTS:
IMMEDIATE MOLAR REPLACEMENT
WITH ULTRA WIDE DIAMETER IMPLANTS**
Michael J. Will, DDS, MD, FACS
05:00 PM (EST)

This lecture will highlight treatment alternatives for the molar socket including immediate implant placement.

Multi-rooted extraction sockets are often too large to accommodate a traditional size implant therefore ultra wide diameter implants as a clinical alternative can predictably simplify procedures without compromising function and esthetics. The use of these immediate molar replacement implants can reduce the need for ancillary procedures, such as sinus lifts or additional extensive grafting.

These ultra wide implants frequently reduce the risk of injury to surrounding structures, such as the sinus membrane or the inferior alveolar nerve. Ultra wide platform implants allow for improved molar emergence profiles to reduce the size of gingival embrasure spaces and therefore reduce the potential for food impaction. At the completion of the lecture, attendees will have gained knowledge about how ultra wide diameter implants can simplify procedures and shorten the treatment duration, without compromising implant success rates, function and aesthetics.

**1h
CE** **FREE
COURSE**



REGISTER ON WWW.DTSTUDYCLUB.COM

**28
MAR**

**IMPLANT DENTISTRY: A STRUCTURED
APPROACH TO TREATMENT PLANNING
OF ADVANCED CLINICAL CASES UTILIZING
MODERN DIGITAL TECHNOLOGIES.**
PD Dr. Roland Jung
1:30 PM (EST)

PD Dr. Roland Jung guides the audience through the established planning process of a complex clinical case utilizing the well-developed structure and the innovative case planning tool of the Dental Campus.

The audience can follow the details of the process and expand its own treatment planning capabilities. Furthermore, an introduction to the Dental Campus case planning tool allows the audience to further learn and practice treatment planning in the future on the Dental Campus platform independent of tutor guidance. During the webinar the audience is able to ask questions to PD Dr. Ronald Jung.

Learning objectives:

- This webinar will enable the audience to apply a systematic approach to the planning of complex patient situations.

**1h
CE** **FREE
COURSE**



REGISTER ON WWW.DTSTUDYCLUB.COM

BECOME A FREE MEMBER:

www.DTStudyClub.com



World Oral Health Day celebrated in Asia

Series of promotional events to be held throughout the continent on 20 March

DT Asia Pacific

HONG KONG, KUALA LUMPUR, Malaysia & GENEVA, Switzerland: Numerous dental associations in Asia have begun preparations for World Oral Health Day (WOHD) this year, which is to be celebrated on 20 March, to promote the benefits of good oral health and hygiene worldwide. Among a number of public awareness campaigns and sponsored oral health-related events, the Malaysian Dental Association has announced its intent to break the Guinness World Record for the most people brushing their teeth at the same time at a public gathering in Kuala Lumpur. This record was previously held by the city of San Salvador, which saw more than 13,000 people brushing their teeth simultaneously in 2005.

In addition, a number of dental facilities throughout the continent will be offering free oral health checks and demonstrations that day. In Malaysia, Thailand and India particularly, the national dental associations will provide oral health promotion materials and products, such as toothbrushes and toothpaste, to schools and facilities for the underprivileged. Issues of oral health will be discussed with schoolchildren in Myanmar by the President of the FDI World



Oral health checks in Indonesia during World Oral Health Day 2013. (DTI/Photo courtesy of FDI World Dental Federation, Switzerland)

Dental Federation, Dr Tin Chun Wong, and the CEO of personal care products manufacturer Unilever, Paul Polman, over Google's instant messaging and video chat platform Hangouts. Events promoting oral health will also be held in several Asian dental schools, including the University of Hong Kong's Faculty of Dentistry, which recently announced that it will be holding an oral health exhibition at the Prince Philip Dental Hospital to teach citizens how to floss and brush their teeth properly.

People in Asia will also be able to obtain oral health information online through several campaigns running on social media

platforms like Facebook and websites developed especially for WOHD.

Over 50 countries are celebrating WOHD with oral-health-themed activities this year. Initiated in partnership with the American Dental Association, WOHD has been held annually since 2008. Previously celebrated on 12 September in honour of FDI founder Dr Charles Godon, it was decided last year to move it to 20 March. The organisation provides information about the event and all related activities on its WOHD website, where dental stakeholders can also download a toolkit to help them in planning their own WOHD activities. [\[1\]](#)

International Imprint

Licensing by Dental Tribune International

Group Editor/Managing
Editor DT Asia Pacific

Daniel Zimmermann
newsroom@dental-tribune.com
Tel.: +49 341 48474-107

Clinical Editor

Magda Wojtkiewicz

Online Editors

Yvonne Bachmann
Claudia Duschek

Publisher Torsten Oemus

Copy Editors

Sabrina Raaff
Hans Motschmann

President/CEO

Torsten Oemus

Media Sales Managers

Matthias Diessner
Peter Witteczek
Maria Kaiser
Melissa Brown
Weridiana Mageswki
Hélène Carpentier

CFO/COO

Dan Wunderlich

Marketing & Sales Services

Nadine Dehmel

Accounting

Karen Hamatschek

Business Development

Claudia Salwiczek

Executive Producer

Gernot Meyer

Ad Production

Marius Mezger

Designer

Franziska Dachselt

International Editorial Board

Dr Nasser Barghi, Ceramics, USA
Dr Karl Behr, Endodontics, Germany
Dr George Freedman, Esthetics, Canada
Dr Howard Glazer, Cariology, USA
Prof. Dr I. Krejci, Conservative Dentistry, Switzerland
Dr Edward Lynch, Restorative, Ireland
Dr Ziv Mazon, Implantology, Israel
Prof. Dr Georg Meyer, Restorative, Germany
Prof. Dr Rudolph Slavicek, Function, Austria
Dr Marius Steigmann, Implantology, Germany

DENTAL TRIBUNE

The World's Dental Newspaper - Asia Pacific Edition

Published by Dental Tribune Asia Pacific Ltd.

© 2014, Dental Tribune International GmbH. All rights reserved.

Dental Tribune makes every effort to report clinical information and manufacturer's product news accurately, but cannot assume responsibility for the validity of product claims, or for typographical errors. The publishers also do not assume responsibility for product names or claims, or statements made by advertisers. Opinions expressed by authors are their own and may not reflect those of Dental Tribune International.

Dental Tribune International

Holbeinstr. 29, 04229, Leipzig, Germany
Tel.: +49 341 48474-302 · Fax: +49 341 48474-173
Internet: www.dental-tribune.com E-mail: info@dental-tribune.com

Regional Offices

Asia Pacific

DT Asia Pacific Ltd.
c/o Yonto Risio Communications Ltd, 20A, Harvard Commercial Building, 105-111 Thomson Road, Wanchai, Hong Kong
Tel.: +852 3113 6177 · Fax: +852 3113 6199

The Americas

Dental Tribune America, LLC
116 West 25th Street, Suite 500, New York, NY 10001, USA
Tel.: +1 212 244 7181 · Fax: +1 212 224 7185

Researchers warn of magnetic fields from dental devices

DT Asia Pacific

NIIGATA, Japan/SINGAPORE:
Low-frequency electromagnetic

← DT page 1

"There has been an enormous rise in sophistication and complexities in the practice of dentistry in recent years and we are proud to bring authoritative, qualified speakers to discuss the very latest developments in our profession, which are all relevant to daily practice," commented IDEM Singapore Scientific Program Director Dr Choo Teck Chuan.

Further education will be offered at the Dental Tribune Study Club Symposium, a DTI affiliate, which will be held for the third consecutive time. Among other topics, the advantages and disadvantages of the use of CAD/CAM processes in dental practice will be discussed.



Product presentation at IDEM 2012. A high number of dental services and solutions will be launched in Asian markets for the first time. (DTI/Photo courtesy Koelnmesse, Singapore)

In order to help attendees find their way around, an application for mobile communication devices is to be launched by the organiser soon. Users will be able to receive constantly updated information about exhibitors, products and the programme, among other things, Koelnmesse said.

Organised by the company in co-operation with the Singapore Dental Association, IDEM is held in Singapore every two years. Its 2012 edition was the most successful since it premiered almost 14 years ago. With 7,500 visitors to the event, participation increased by almost 20 per cent compared with the meeting in 2010, which was affected heavily by the air-travel restrictions caused by a volcanic ash cloud over Europe. Another increase in visitors is anticipated for this year, according to the organiser. DT

fields produced by common dental devices, such as electric toothbrushes and curing lights, are a potential threat to human health, researchers from the Nippon Dental University in Niigata in Japan have reported. In a test, the results of which were published recently in the *Journal of Electrical and Electronic Systems* in the US, they found that such devices induced significant electric cur-

rents not only in several metallic intra-oral appliances but also in teeth.

While the effects of these currents, particularly in the long term, remain largely unknown, they have been proved to play a role in the development of systemic conditions, such as leukaemia and tumours of the central nervous system, the re-

searchers said. Inside the mouth, they can lead to the corrosion of metallic appliances, promoting metal allergies and causing discomfort for the patient. Exposure to these devices in patients has to be eliminated or reduced through the introduction of new safety standards or improvements in current technology, among other measures, they asserted.

The researchers measured the electric currents induced by magnetic fields that were produced by five commercially available electric toothbrushes and three curing lights within the 1 to 2,000 Hz range using a multimeter. Currents were detected in dental appliances made of various metals, with zirconia brackets most likely to induce currents, as well as in human hard tissue. DT

AD

N-Cement Collection

Luting materials from Ivoclar Vivadent

A strong bond provides
confidence and support

Variolink® N | Multilink® N | Multilink® Speed

- Powerful luting materials
 - Tried-and-tested product combinations
 - A wide collection for different demands:
- ESTHETICS | UNIVERSALITY | SIMPLICITY



www.ivoclarvivadent.com

Ivoclar Vivadent AG
Benderstr. 2 | 9494 Schaan | Principality of Liechtenstein | Tel.: +423 235 35 35 | Fax: +423 235 33 60

ivoclar
vivadent®
passion vision innovation

Dear reader,



Daniel Zimmermann
DTI

It is fair to say that the “gold rush” in dentistry has been over for a long time. Ever since the world market price for the precious material has skyrocketed during the 2000s, it has become more lucrative for many to get the gold from fillings out than to actually get it in.

Subsequently, the market for dental gold has crashed, particularly in countries, where state-of-the-art materials like composites or ceramics have now become the norm. With the ongoing development and refinement of these materials, it can be assumed that the hours of the world’s oldest filling material are finally counted.

In Asia, however, gold will stick around for a while, if not only for the reason of being used as a filling material. According to reports by environmental groups, dentists working in small scale gold mining areas in the Philippines have partnered with miners to trade mercury in form of dental amalgam for gold, a practice which significantly adds to the country’s already serious mercury waste problem.

This practice has been commonplace for decades and has developed into a lucrative business, particularly for the dental profession, as amalgam is easy to import and trade in the country owing to lush regulations. While there have been initiatives to make miners comply more with waste management standards, there have been no interventions against the dental professions for this practice so far.

As one of the few Asian countries to have signed the Minamata Convention for a global phase-out of mercury, the Philippines have committed themselves to a better control of their output of the hazardous material. With dentists uncontrollably contributing to the problem, it looks like the country has a long way to go to fulfill its promises. [DTI](#)

Yours sincerely,


Daniel Zimmermann
Group Editor
Dental Tribune International

Dental Tribune welcomes comments, suggestions and complaints at newsroom@dental-tribune.com.



For quick access to our contact form, you may also scan the following QR code.

“I suppose we are done here.”



Empowering clinicians



Dr Scott D. Ganz
USA

I was first exposed to the world of 3-D imaging for dental applications in 1985. At that time, when patients had severely resorbed ridges, and root form implants were just becoming accepted in the US market, subperiosteal implants were a recommended treatment alternative. Conventional subperiosteal implants required two

well. However, this original application motivated me to find improved solutions with the evolving applications of 3-D imaging modalities and related technology for dentistry.

As personal computing power improved, the subsequent development of interactive treatment planning software was able to convert the CT dataset and provide clinicians with new tools to enhance the diagnostic process, a vast improvement over conventional 2-D imaging modalities. The advent of lower-dose CBCT in-

We have come a long way since 1985, but not far enough in my humble opinion. I truly believe that every dental school should not only have a CBCT imaging device, but also be actively integrating the technology into the undergraduate and graduate curriculum, teaching clinicians how to utilise these most powerful tools to provide our patients with the best possible care but without the guess-work.

The evolution continues within the pages of our new cone beam international magazine. We will do our best to provide our

“We have come a long way since 1985...”

separate surgical procedures, the first for an impression of the alveolar/basal bone for the fabrication of the implant, and the second for the placement of the implant.

Each surgical intervention required an invasive and extensive flap to expose the underlying bone. With the inception of CT, a scan of a patient’s jawbone created a 3-D dataset that would allow for the fabrication of a physical resin-based medical model. From this model, the subperiosteal implant could be designed and fabricated, circumventing the need for the first surgical procedure reducing patient morbidity by 50 per cent.

Of course, the slice thickness and resolution did not result in a high degree of accuracy, and often the implants did not fit

office devices provided a significant catalyst for the dental industry to allow for instant access to the technology.

Three-dimensional imaging modalities have truly empowered clinicians with an increased visual acuity of individual aspects of patient anatomy for a wide variety of clinical applications. These include but may not be limited to oral surgery procedures, orthodontics, periodontology, endodontics, temporomandibular joint disorders, bone grafting, sleep apnoea, dental implant placement, and reconstruction. The utilisation of CBCT data has been further expanded and augmented with the ability to merge/superimpose cross-platform data from intra-oral and optical scanners for increased diagnostics and to create a direct link to CAD/CAM.

readers with useful information by presenting a variety of clinical applications and state-of-the-art concepts that showcase CBCT technology and related applications. It is time to realize that there is a real danger when we are bound by 2-D concepts, when clearly today we live in a 3-D world. And, as Sir William Osler stated, “What the brain does not know, the eye cannot see.” [DTI](#)

Contact Info

Dr Scott D. Ganz is Editor-in-Chief for the *international magazine for cone beam dentistry* published by Dental Tribune International. He also maintains a private practice for Prosthodontics, Maxillofacial Prosthetics, and Implant Dentistry in Fort Lee, New Jersey, USA. Dr Ganz can be contacted at sdgimplant@aol.com.

A word about gold



Dr Jukka Pekka
Matinlinna
Hong Kong

The use of gold and gold alloys has a long tradition in the practice of dentistry. Gold-based restorations, such as crowns, inlays and onlays, have excellent biocompatibility, and durability, as they do not corrode and wear at the same rate as vital teeth. Their aesthetics has been considered acceptable compared with certain other metal alloy restorations, or amalgam fillings. Gold alloys have also been used for the framework in porcelain-fused-to metal restorations.

One of their shortcomings is their poor aesthetics in gingival regions, as well as in anterior teeth restorations, in particular, and their use is declining, as more aesthetic and low-priced options gain popularity. Such restoration systems for full bridges, shorter bridges, crowns, dental implants, etc. are all-ceramic (zirconia layered with dental porcelain) and fibre-reinforced composite restorations.

Contemporary prosthetic materials include metals/alloys, ceramics/porcelain and resin composites (with or without fibre reinforcement). Their clinical selection depends heavily on the training, aptitude and experience of the dentist. Owing to the increase in dental treatment options, of which some are becoming increasingly competitive, it is expected that gold-based restorations will be used increasingly less on a global scale.

It is not a great surprise that strongly developing economies in Asia invest in dental gold more than stagnating economies do, such as the USA and the EU at least, because in those economies gold-based prosthetic restorations are often considered a sign of prosperity and a personal financial investment. Their use however will diminish owing to the world market price of gold (and certain other precious metals) and their aesthetic shortcomings. Bearing in mind that they may have some clinical problems that are not yet fully resolved, all-ceramic and fibre-reinforced composites are expected to dominate in dental restorations worldwide. [DTI](#)

Contact Info

Dr Jukka Pekka Matinlinna is an Associate Professor in Dental Materials Science at the University of Hong Kong’s Faculty of Dentistry. He can be contacted at jpmat@hku.hk.

Edelweiss **unlocks** Opportunity



The first and only **laser-sintered** veneer
Unsurpassed finish, scratch resistance, and durability

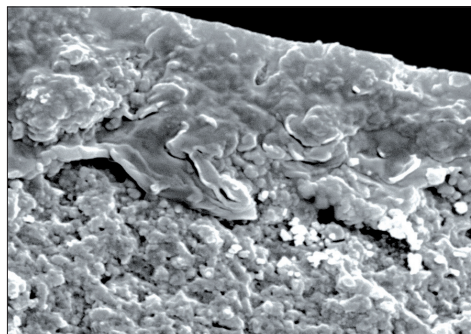
Edelweiss precured composite veneers are laser sintered, giving them better durability and scratch resistance. Combining this proprietary technology with affordability, Edelweiss unlocks the opportunity for dentists to give more patients the long-lasting, esthetic smiles they've always wanted—at a price they can afford.



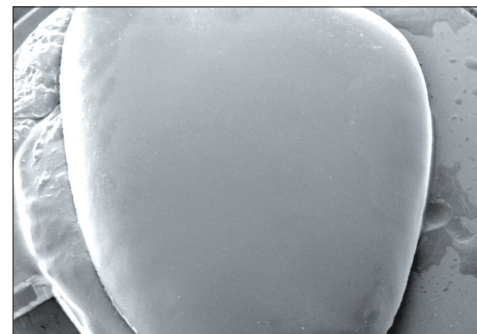
Before.



After.



Magnified 10,000x, the top layer of laser-sintered glass can be seen.



Even at a magnification level of 31x, the inorganic surface of Edelweiss composite veneers appears smooth with no composite structure visible.

edelweiss™

COMPOSITE VENEER SYSTEM BY ULTRADENT PRODUCTS, INC



Visit ultradent.com/edelweissvideo or scan the QR code with your smartphone to see a video about Edelweiss composite veneers.

+ 603 6211 1520 / 1529 | info.my@ultradent.com

© 2014 Ultradent Products, Inc. All Rights Reserved.



COMPOSITES

ULTRADENT
PRODUCTS, INC.

Improving Oral Health Globally

UK authorities issue warning over buying dental devices online

DTI

LONDON, UK: The Medicines and Healthcare products Regulatory Agency (MHRA), the health authority that regulates all medicines and medical devices in the UK, has warned dentists not to purchase dental devices from

the Internet. The alert was published after a counterfeit dental drill shattered while being used on a patient.

According to the MHRA, the number of counterfeit and non-CE-marked dental products sold online has risen significantly in

recent years. The medical device CE mark, which is mandatory for certain products sold within the European Economic Area, signifies compliance with the essential safety requirements defined in the European medical device regulations. Devices that do not bear a legitimate CE mark

may not have been tested for safety and could fail during use, risking injury to patients and users.

However, counterfeit dental medical devices can be difficult to distinguish from genuine devices.

Since 2012, the MHRA has issued a number of warnings about medical devices that could cause serious harm to patients, including alerts about counterfeit dental X-ray machines that emitted harmful levels of radiation and counterfeit dental curing lights that could result in poor quality fillings.

The agency recommended that dentists only buy medical devices from legitimate manufacturers and suppliers, who can demonstrate that the necessary legal requirements are being met.

A list of legitimate sources for dental devices can be found on the British Dental Industry Association's website. [DTI](#)

AD

www.idem-singapore.com

THE BUSINESS OF DENTISTRY

REGISTER ONLINE BEFORE MARCH 21, 2014

Enjoy free entry to the Trade Fair & up to 25% discount on Conference Tickets!



INTERNATIONAL DENTAL EXHIBITION AND MEETING
APRIL 4 - 6, 2014

Suntec Singapore International Convention and Exhibition Centre

Pre-Congress Day: April 3, 2014

ONE-STOP SHOPPING AND BUSINESS NETWORKING

With more than 450 exhibitors from over 36 countries in one location - See, learn and shop for the latest and best deals in dental technology at IDEM Singapore 2014. For the traders and distribution houses, this edition will also feature many new exhibitors globally, using this exhibition as a platform to seek distributors in Asia. Establish contacts, exchange ideas and socialise with colleagues both familiar and new from the regional dental fraternity. For a full list of exhibitors, please visit our website. Register online to visit the trade exhibition for free.

A CONTINUAL EDUCATION PROGRAM THAT IS TAILORED TO YOUR NEEDS

In four power-packed days of lectures and workshops, IDEM Singapore 2014 caters to Dentists and the rest of the dental team, including Dental Technicians, Dental Hygienists and Dental Therapists. A diverse range of topics and educational sessions will be presented, so you can tailor a valuable program that is relevant to your needs.

Planned Topics Include:

Regenerative Endodontics • Making "Real World" Practice Productive and Enjoyable • Future of Dental Implants • Developing your Ideal Practice • Multidisciplinary Approach to Periodontal Therapy • Adult Orthodontics Today

Speakers Highlights:

 David Bartlett United Kingdom	 John O. Burgess USA	 Gordon J. Christensen USA	 Barry K. Freyberg USA	 Ken Hargreaves USA	 Samuel B. Low USA
 Chatchai Kunavisarut Thailand	 Chun-Pin Lin Taiwan	 Will Martin USA	 John Molinari USA	 Dean Morton USA	 Young Guk Park South Korea
 David W. Paquette USA	 Nigel Pitts United Kingdom	 Benoît Philippe France	 Derrick Setchell United Kingdom	 Ray Williams USA	

NEW Programmes for 2014:

#NewDentistForum • Dental Technician Forum • Dental Hygienist and Dental Therapist Forum

Endorsed By



Supported By



Held In



In Co-operation With



Co-organizer



Koelnmesse Pte Ltd
Andrea Berghoff
Tel: +65 6500 6706
a.berghoff@koelnmesse.com.sg

koelnmesse
we energize your business

Teeth found in baby's head

DTI

BALTIMORE, USA: Brain surgeons in the US have found multiple fully formed teeth inside a tumor mass that was growing in the centre of the brain of a 4-month-old child. The boy was initially admitted to a clinic in Baltimore after a routine paediatric visit owing to an increasing head circumference.

According to the case report, which was published online on Feb. 27 in the *New England Journal of Medicine*, the child underwent MRI of the brain after admission to the Johns Hopkins Children's Center, which revealed a mass (4.1 cm × 4.0 cm × 3.5 cm) close to the hypophysis. The doctors also identified structures near the mass similar to those of teeth in the mandible.

Upon surgical removal of the tumour, the surgeons found a number of teeth inside the mass, which was later identified as an adamantinomatous cranio-pharyngioma on pathological examination. Such slow-growing tumours arise from Rathke's pouch, an embryonic precursor to the anterior pituitary, and consist of stratified squamous epithelium and wet keratin, and may be cystic. The cysts are filled with viscous yellow fluid containing cholesterol crystals. The doctors explained that histologically adamantinomatous cranio-pharyngiomas closely resemble some odontogenic tumours.

The surgery was performed about a year ago. According to the case report, since then the patient has required shunting for bilateral subdural hygromas, and received thyroid and adrenal hormone-replacement therapy. However, he is making good developmental progress and undergoes MRI regularly, the doctors said. [DTI](#)



Bio-Emulation™ Colloquium

The Santorini Experience - June 21-22, 2014, Greece

Mentors



Pascal Magne



Michel Magne



Francesco Mangani



Francesca Vailati



Gaetano Calesini

Emulators



Panos Bazos



Gianfranco Politano



Javier Tapia Guadix



Leandro Pereira



Jason Smithson



Claudio Pisacane



Stephane Browet



Gil Tirlot



David Gerdolle



Sascha Hein



Lucas Zago Naves



Andrea Fabianelli



Giancarlo Pongione

Registration information:

June 21-22, 2014, Greece

The Venue will be held at the Petros M. Nomikos Conference Centre, Fira.

Colloquium fee: **€ 799**

Tel: **+49 341 48474 302** / email: **request@tribunecme.com**

Survey finds crucial role of schools in promoting oral health

DTI

COPENHAGEN, Denmark: Although dental caries rates among children have declined in several high-income countries over the last decades, the opposite trend has been noted for low-income countries. A survey

conducted at the University of Copenhagen has shown, however, that school programmes can contribute significantly to a gradual reduction of inequalities in dental health.

Gingivitis and dental caries are the most common oral dis-

eases among children, with the latter affecting 60–90 per cent of children globally. Pain and discomfort resulting from these diseases can compromise children's concentration and their participation in school, thereby denying them the full benefit of schooling.

Through analysis of data from the World Health Organization's Global School Health Initiative, a programme that was launched in 1995 in 61 countries to improve the health of students and other members of the community through schools, the researchers observed that about



Daily brushing and dental checks as shown here in a primary school in the Philippines have revealed promising results. (DTI/Photo Bella Monse, Philippines)

60 per cent of the countries give formalised instruction on how to brush teeth.

However, not all countries have access to clean water and the necessary sanitary conditions, which constitutes a major challenge for the health and school authorities in Asia, Latin America and Africa in particular. "In addition, countries in these regions are battling problems involving the sale of sugary drinks and sweets in the school playgrounds, which is often a source of extra income for school teachers, who are poorly paid," explained Dr Poul Erik Petersen, Chief of the WHO's Global Oral Health Programme and a professor at the University of Copenhagen.

Petersen further pointed out that the greatest challenges to improving dental health in low-income countries are the lack of financial resources and trained staff. Additionally, they make only limited use of fluoride.

Overall, the survey showed that schools have a central role in promoting health and preventing diseases because healthy school environments that offer children education on dental health are generally well placed to set children on a path to a healthy lifestyle throughout their lives, Petersen explained.

Dental health inequalities may also arise in high-income countries. "Even in a rich country like Denmark, we see social inequalities in dental care. The socially and financially disadvantaged groups of the population show a high incidence of tooth and mouth complaints compared with the more affluent groups," he added.

The study, titled "Promoting oral health of children through schools—Results from a WHO global survey 2012", was published in the December issue of the *Community Dental Health* journal. [DTI](#)

INTRODUCING

SPEC³ LED

PERFORMANCE WITHOUT COMPROMISE

- Cures 2mm deep in 1 Second!*
- 3 Distinct Power Modes
- Ergonomic lightweight design

**IT'S TIME TO UPGRADE
YOUR LIGHT.
GO TO SPEC3-LED.com**



SPEC3-LED.COM

SCAN. VISIT. LEARN.

SCAN this QR Barcode with your smartphone.
VISIT **SPEC3-LED.com**
LEARN about all the New SPEC3 LED.

First Time Barcode Scan? Use your smartphone to go to <http://reader.kaywa.com> & download a QR Reader App. Scan the QR Code to the left with your new QR Reader App.

COLTENE®

235 Ascot Parkway
Cuyahoga Falls, OH 44223 / USA
Tel. USA & Canada 800.221.3046
330.916.8800 | Fax 330.916.7077
coltene.com

FOR MORE DETAILS CONTACT YOUR COLTENE REPRESENTATIVE

ParaPost® | BRILLIANT™NG | HyFlex™CM | BioSonic® | COMPONEER®BRILLIANT | HYGENIC®

Ultradent enhances tooth whitening with Opalescence Go

KUALA LUMPUR, Malaysia: Opalescence Go from Ultradent is a tooth-whitening treatment option that according to the company is perfect for travel, top-ups and quick starts. It is also intended to complement other tooth-whitening and stain-removing procedures that have been performed in dental practice.

The hydrogen peroxide formula of Opalescence Go's whitening gel is available in concentrations of 10 per cent and 15 per cent and in three flavours. It is delivered in a novel tray that customises its form in the mouth owing to heat-activated poly-

mers. Besides having the benefit of a more comfortable fit, this improved adaption is intended to ensure that the maximum amount of gel remains in contact with the teeth during whitening.

Optimal gel quantity allows easy clean-up after the procedure, the company said. In order to reduce dental caries and tooth sensitivity, the gel also contains potassium nitrate and fluoride.

According to Ultradent, Opalescence Go combines everything that is current in whitening with simple application, as the pre-filled trays can be conveniently used right out of



the package. The company provides a wide range of patient literature, posters, whitening menus and images for helping dentists to market whitening treatments and services to their patients.

Being at the forefront of the development of safe and controlled tooth-whitening products, Ultradent claims to be recognised throughout the world as a trademark of quality and reliability in dentistry. In addition to tooth-whitening products, the company manufactures and distributes an extended portfolio of dental materials, instruments and equipment. **DT**

Decline of dental gold production continues

Predications by World Gold Council see less demand for precious metal restorations worldwide

LONDON, UK: The use of gold in dental applications declined further in 2013. According to provisional figures released by the World Gold Council in London in February, between 3 and 4 per cent less of the precious material was used in dentistry last year compared with 2012.

Globally, a total of 37.3 tons of gold was used by the profession in the last 12 months, with dentists in Japan and the US remaining the two top consumers. In a statement, the council said that the drop in sales is due to

the high price of precious metals on the world market and the continuation of the long-term trend away from gold cast alloys to cheaper alternatives, like ceramics

"Although not all clinical problems linked to all-ceramic and fibre-reinforced composites have been resolved, these materials are poised to become the material of choice for dental restorations worldwide. As more aesthetic and less expensive treatment options are gaining popularity, the use of

gold in dentistry will continue to decrease," Dr Jukka Pekka Matinlinna, Associate Professor of Dental Materials Science at the University of Hong Kong, commented the figures.

Fabrication of dental gold peaked in 2004, when more than 67 tons was used in dentistry worldwide. Since then, the material has seen a rapid decline, particularly in developed markets like the US. Figures from a Thomson Reuters report indicate that demand there almost halved in 2012 compared

with what was produced in the country almost a decade ago. Germany, still the third-largest consumer of dental gold in 2003, only put slightly over 2 tons on the market in 2012, a fragment of the 12.9 tons the country was using ten years earlier.

Demand has also plummeted in South Korea and Italy, two of the other top five consumers of dental gold. With 19 tons a year, Japan currently remains the largest user owing to the subsidisation of kinpa-12, a popular gold-palladium

dental alloy, by the Japanese government.

With the first records of its use dating back to AD 200, gold is one of the oldest materials used by man to fill decayed teeth. It is still popular among many dentists owing to its high durability and biocompatibility, which makes it suitable for patients allergic to other metal-based restorative materials, such as amalgam. Poor aesthetics in gingival regions and anterior teeth restorations, however, have limited its range of applications. **DT**

AD

Booth F73
German Pavilion
09.-12.06.2014
Beijing

PROMEDICA

Highest quality made in Germany

- high quality glass ionomer cements
- first class composites
- innovative compomers
- modern bonding systems
- materials for long-term prophylaxis
- temporary solutions
- bleaching products ...

All our products convince by

- excellent physical properties
- perfect aesthetical results

Glass ionomer filling cement

- perfectly packable consistency
- excellent durable aesthetics
- also available as application capsules

Light-curing micro-hybrid composite

- universal range of application
- high filler content
- excellent physical properties
- fast and easy application

Dental desensitising varnish

- treatment of hypersensitive dentine
- fast desensitisation
- fluoride release
- easy and fast application

PROMEDICA Dental Material GmbH

phone: +49 43 21/5 41 73 · fax +49 43 21/5 19 08 · eMail: info@promedica.de · Internet: www.promedica.de

PROMEDICA