

DENTAL TRIBUNE

The World's Dental Newspaper · U.S. Edition

Nov. 17-23, 2008

www.dental-tribune.com

VOL. 3, No. 41

Help invent the future of informatics in dental care and research

By Titus Schleyer, DMD, PhD

Dentistry is going digital. Computer-based patient records, digital impressions, 3-D models, CAD/CAM, personal dental records, online scheduling and teledentistry are some of the technologies that only recently have seen the light of day. But have you ever wondered how these innovations are created? Where are the people who have these ideas and make them real? How are they trained?

You'd be surprised to hear that innovators are found nearly everywhere in dentistry — in the corporate R&D departments of industry, public and private research institutes, universities and dental practices. Engineers, computer scientists, cognitive and quantitative psychologists, information technology specialists and computer-savvy dentists all contribute to the technological

revolution of dentistry. Should you be one of them?

Some of us are quite happy observing the steady stream of new technologies, and picking and choosing what appears useful and usable to us. Others take a more conservative approach and adopt few or none of the newfangled gadgets and technologies. Still others are not happy with just watching the revolution occur — they want to shape it.

It is for these individuals this column is written. We want you! Through our training program in dental informatics (see di.dental.pitt.edu/postgrad.php), we educate tomorrow's leaders of the technological revolution in dental care and research. The program is targeted at people with bright ideas who want to change the practice of dentistry.

Gaining the expertise and knowledge to help lead the technological revolution in dentistry requires some

work. Our program offers a master's or PhD degree in biomedical informatics with a concentration in dental informatics; a postgraduate program is available (see Table, Page 6). Degree programs are composed of a rigorous didactic component and in-depth research training, beginning in the first semester. Trainees are expected to fully immerse themselves into the science of biomedical informatics, and to present and publish their work frequently.

The University of Pittsburgh Biomedical Informatics Training Program provides a unique setting and environment for future dental informatics researchers. More than 25 core faculty interact with and teach the approximately 35 trainees enrolled at any one time. Trainees come from a variety of backgrounds — medicine, dentistry, nursing, psychology, computer science, infor-

See HELP, Page 6

Inside this week

Cosmetic Tribune:
Dr. Ronald D. Jackson



Examine six of the possible reasons why many prominent clinicians feel that inlays and onlays (of any color) are underutilized while crowns are overutilized. Do the reasons withstand the glare of scrutiny? **Page 17**

Hygiene Tribune:
Carol Southard

In part 3 of 4 on tobacco cessation, Southard discusses the use of pharmacotherapy. The goal of cessation pharmacotherapy is to alleviate or diminish the symptoms of withdrawal. **Page 21**

The critical missing element to complete care: where dentistry and orofacial myofunctional therapy meet (Part 2 of 2)

By Joy L. Moeller, RDH, BS, COM

Types of therapy programs offered

I have been practicing orofacial myofunctional therapy for 30 years and have treated thousands of patients. My son had this problem when he was 7 years old and I witnessed the positive change in his

teeth, headache pain, and attention deficit disorder (ADD) and temporal mandibular dysfunction (TMD) issues. The dramatic results motivated me to study everything available in OMT. I began a private practice in OMT in addition to my dental hygiene practice in 1978. I love the challenge of helping improve the



Fig. 1a: Before therapy. Fig. 1b: Three months after successful thumb sucking therapy.

quality of my patients' lives. I have five different programs I offer to my patients:

- ▶ Habit Elimination Therapy
 - ▶ Mini-Myo Program for the young
- See CRITICAL, Page 4

AD

CURE 4MM IN 10 SEC.

Fast, Easy, Durable

X-tra fil

Posterior Multi-Hybrid Composite

- Low shrinkage of 1.7%
- 86% filled for great wear resistance
- Highly radiopaque (330 Al%)

... the perfect amalgam alternative.

More info and **FREE SAMPLE** at www.vocoamerica.com

VOCO
creative in research

Call toll-free 1-888-658-2584

PRSR STD
U.S. Postage
PAID
Permit # 506
Mechanicsburg, PA

Trade news

- ▶ 3M Co. in Minnesota increased third quarter sales of oral care products 15 percent.
- ▶ GlaxoSmithKline in the UK agreed to pay \$170 million to purchase Biotene for the treatment of dry mouth syndrome from Laclede in California.
- ▶ Zimmer Holdings in Indiana increased third quarter sales in its dental implant business 3 percent to \$52 million.
- ▶ According to a P&G survey, a third of people in the United States believe that a little gum bleeding is normal when they brush their teeth.
- ▶ American Dental Supply in Pennsylvania agreed to acquire Leach & Dillon Products in Rhode Island for an undisclosed sum.
- ▶ Dale Dental in Texas introduced an online case entry Web site for dental labs that automatically prints air bills to ship cases and prints unique PanTags™ to aid in production planning.
- ▶ Two investment firms acquired Dental One Inc., a privately owned practice management firm in Texas. Dental One generated annual revenues of \$55 million from its approximately 60 dental offices in the south-western United States.
- ▶ The state of Arkansas is considering opening a new dental school at the University of Arkansas. If approved, this would be the only dental school in the state.
- ▶ Great Expressions Dental Centers in Michigan purchased ConsoDent Inc., a dental chain with 41 affiliated practices in Florida and Michigan.
- ▶ Kettenbach in Germany is launching its line of impression materials in the United States through its newly formed California subsidiary. The firm will market these products directly to dentists.
- ▶ Zila Inc. in Arizona engaged the investment-banking firm William Blair & Company in Chicago to shore up the company's capital structure and further evaluate opportunities for growth.
- ▶ Researchers at the UCLA School of Dentistry are developing a test to detect oral cancer by measuring protein levels in saliva.
- ▶ D4D Technologies Inc. in Texas announced that its E4D Dentist system can now make restora-

tions with Ivoclar Vivadent's high-strength IPS e.max CAD LT material.

- ▶ Infinity Medical Group Inc. in Canada contracted with Kerry Associates to develop a franchise strategy for its dental implant and cosmetic medical laser clinics.
- ▶ Nobel Biocare North America in California announced that it is offering dentists who purchase a minimum of 15 dental implants a free Web site with one year of free hosting.
- ▶ Dr. Jane Grover, vice president of the American Dental Association, testified before the United States Congress urging members to get more dentists to participate in Medicaid for low-income children.
- ▶ CMP Industries in Albany, N. Y. reported that its Nobilium/Ticonium division opened a new distribution center in central Florida to serve the southeastern United States.
- ▶ Internet Dental Alliance in Tiburon, Calif. is now providing its Nine Truths dental office marketing program online.
- ▶ Turnkey Opportunities Inc. in Exton, Pa. is now marketing the TKO™ Dental Assisting School Program, which allows dentists to use their existing facilities to train assistants and generate significant new revenue.
- ▶ Dental, medical and other biomedical sites created more than 1.5 billion pounds [0.68 billion Kg] of biomedical waste in 2006.
- ▶ 3M ESPE donated \$45,000 to Oral Health America's Smiles Across America program.
- ▶ Aspen Dental in New York opened a new dental office in Flint, Mich.
- ▶ Bright Now! Dental in California reported that all of its offices in Oregon and Washington state are now offering Lumineers veneers at \$1,200 per tooth.
- ▶ Turku University's Institute for Dentistry in Finland developed a baby pacifier that releases xylitol and probiotics to boost children's immune systems.
- ▶ Henry Schein Inc. sponsored its 11th annual Back to School program that provided more than 1,500 children with back to school clothing and supplies.
- ▶ National Dentex Inc. purchased Dental Art Laboratories in Michigan. This adds more than \$7.5 million in additional revenues.
- ▶ Philips Oral Care launched the Philips Sonicare HealthWhite power toothbrush that can whiten teeth two shades after two weeks of use.
- ▶ Sales of mouthwash products in the United States increased 4.7 percent last year to \$3.45 billion.

Fight oral cancer!

Did you know that dentists are one of the most trusted professionals to give advice? Thus, no other medical professionals are in a better position to show patients that they are committed to detecting and treating oral cancer.

Prove to your patients just how committed you are to fighting this disease by signing up to be listed at www.oralcancerselfexam.com. This new Web site was developed for consumers in order to show them how to do self-examinations for oral cancer.

Self-examination can help your patients to detect abnormalities or incipient oral cancer lesions early. Early detection in the fight against cancer is crucial and a primary benefit in encouraging your patients to engage in self-examinations. Secondly, as dental patients become more familiar with their oral cavity, it will stimulate them to receive treatment much faster.

Conducting your own inspection of patients' oral cavities provides the perfect opportunity to mention that this is something they can easily do themselves as well. You can explain the procedure in brief and then let them know about the Web site, www.oralcancerselfexam.com, that can provide them with all the details they need.

If dental professionals do not take the lead in the fight against oral cancer, who will? And in the eyes of our patients, they likely would not expect anyone else to do so — would you?

DENTAL TRIBUNE

The World's Dental Newspaper - US Edition

Publisher

Torsten Oemus
t.oemus@dtamerica.com

President

Eric Seid
e.seid@dtamerica.com

Group Editor

Robin Goodman
r.goodman@dtamerica.com

Editor in Chief Dental Tribune

Dr. David L. Hoexter
d.hoexter@dtamerica.com

Managing Editor Endo Tribune

Fred Michmershuizen
f.michmershuizen@dtamerica.com

Managing Editor Implant Tribune

Sierra Rendon
s.rendon@dtamerica.com

Managing Editor Ortho Tribune

Kristine Colker
k.colker@dtamerica.com

Product & Account Manager

Mark Eisen
m.eisen@dtamerica.com

Marketing Manager

Anna Wlodarczyk
a.wlodarczyk@dtamerica.com

Sales & Marketing Assistant

Lorrie Young
l.young@dtamerica.com

C.E. Manager

Julia E. Wehkamp
E-mail: j.wehkamp@dtamerica.com

Art Director

Yodit Tesfaye Walker
y.tesfaye@dtamerica.com

Dental Tribune America, LLC
215 West 35th Street, Suite 801
New York, NY 10001
Tel.: (212) 244-7181
Fax: (212) 244-7185



Published by Dental Tribune America
© 2008, Dental Tribune America, LLC.
All rights reserved.

Dental Tribune strives to maintain utmost accuracy in its news and clinical reports. If you find a factual error or content that requires clarification, please contact Group Editor Robin Goodman, r.goodman@dtamerica.com. Dental Tribune cannot assume responsibility for the validity of product claims or for typographical errors. The publisher also does not assume responsibility for product names or statements made by advertisers. Opinions expressed by authors are their own and may not reflect those of Dental Tribune America.

Editorial Board

Dr. Joel Berg
Dr. L. Stephen Buchanan
Dr. Arnaldo Castellucci
Dr. Gorden Christensen
Dr. Rella Christensen
Dr. William Dickerson
Hugh Doherty
Dr. James Doundoulakis
Dr. David Garber
Dr. Fay Goldstep
Dr. Howard Glazer
Dr. Harold Heymann
Dr. Karl Leinfelder
Dr. Roger Levin
Dr. Carl E. Misch
Dr. Dan Nathanson
Dr. Chester Redhead
Dr. Irwin Smigel
Dr. Jon Suzuki
Dr. Dennis Tartakow
Dr. Dan Ward

AD

EDGE MARKETING

FREE CONSULTATION & 2009 Marketing Overview

Full Service Advertising Agency

- Maximize your Budget
- Diversify your Effort
- Get a Creative EDGE

www.go-to-guru.com • 732.674.0303



**FINANCIAL PLANNING IS NOT JUST
“INVESTMENT PLANNING”.**

RG CAPITAL
INVESTMENT ADVISORY SERVICES

*“In today’s volatile
stock market environment...
dentists are looking for
predictability.”*

Robert S. Graham, RFC, CFM
Certified Financial Manager
President/CEO

*RG Wealth Management Advisors review your practice and
practice tax strategies searching for opportunities... so you
will have the potential to invest more.*

RG CAPITAL

INVESTMENT ADVISORY SERVICES

**RG CAPITAL TAKES A SMARTPLAN
APPROACH TO WEALTH MANAGEMENT.**

- **SMART GROWTH**
- **COST EFFICIENT INVESTING**
- **TAX AVOIDANCE STRATEGIES**
- **INVESTING IN TURBULENT TIMES**
- **DEFINING YOUR VISION AND GOALS**
- **CUSTOM RETIREMENT PLAN DESIGN**
- **FINDING CLARITY FOR YOUR FINANCIAL FUTURE**

1-800-274-4599

rgcapital.net
info@rgcapital.net

RG CAPITAL
INVESTMENT ADVISORY SERVICES

PH 480 612 6400
FAX 480 612 6401

4800 N. Scottsdale Rd.

Suite 2400

Scottsdale, AZ 85251

Registered Principal offering securities through AIG Financial Advisors, Inc. member FINRA/SIPC and a registered broker-dealer not affiliated with RG Capital. Advisory Services offered through RG Capital Investment Advisory Services.

CRITICAL

From Page 3

child

- ▶ Orofacial Myofunctional Therapy
- ▶ Special Needs Therapy
- ▶ Cosmetic Muscle Toning for facial fitness

Habit elimination therapy

My program for habit elimination treatment is three to five visits. I work with thumb and finger sucking, nail biting, hair chewing, tongue and lip sucking and/or chewing, and many other oral habits with a 95 percent success rate.

Rosemarie A. Van Norman, an expert in the field of thumb sucking, has determined:

- ▶ 60 percent of malocclusion is caused by prolonged digit sucking;
- ▶ 10 percent of 6–11 year olds suck their digits;
- ▶ 85 percent of digit suckers exhibit an open bite;
- ▶ many times, open bites lead to TMD due to lateral movements of the jaw in order to chew food;
- ▶ 49.9 percent of orthognathic surgery patients with open bite relapse;
- ▶ 59 percent of digit suckers expe-



Figs. 2a, 2b: Patient presented with TMD, many oral habits, headaches and depression. After eight months of myofunctional therapy, all symptoms have subsided. Note the change of facial symmetry.

- ▶ rience atypical root resorption;
- ▶ 40 percent of digit suckers have learning and behavior problems in school.

Infants are born with only a suckling skill, which enables them to survive. Usually, at 9 months to 3.5 years, the child starts drinking from a cup and eating more solid foods and transitions from suckling to sucking, which is supposed to be used in only a few situations, such as using a straw. However, many times a pacifier is used or the child finds his or her thumb or another

object, and the suckling habit is extended and continued. At this point, the tongue is unable to rest and swallow correctly, leading to an open bite, cross bite or some other type of malocclusion.

The program that I follow uses behavior modification and positive reinforcement. The patient feels so proud to have ceased the habit once and for all. The success of this program will empower patients to control many choices in their lives that feel good, but that they know is wrong for them. As a dental hygienist, I have learned that the value of pro-active therapy is to minimize or eliminate problems by treating early.

The Mini-Myo Program for the young child

Many times young children can benefit from doing exercises to develop positive growth factors and eliminate negative growth pressures. The young child program has to be fun and fast in order to achieve success. Because the bones are soft, the changes can be remarkably fast. I use a variety of rewards and behavior modification techniques. Parental support at home is essential. The young child program lasts from three to six months and can make a major life enhancing change.

The goals of the Mini-Myo Program include:

- ▶ encourage nasal breathing,
- ▶ develop a lip seal,
- ▶ implement a palatal tongue rest posture,
- ▶ encourage bilateral chewing,
- ▶ work on proper sleep posture as well as eating posture,
- ▶ introduce the “bite, sip, and swallow back” motion,
- ▶ keep hands and objects away from the face.

Orofacial Myofunctional Therapy

This is my standard program for those ages 7 to 97. It consists of a yearlong program of therapy exercises for creating proper patterning of the tongue and facial muscles and includes:

- a) noxious habit elimination;
- b) many different therapy exercises to stretch, tone and develop proper neuromuscular proprioception of the facial muscles;
- c) introducing the proper chewing

- and swallowing patterns;
- d) development of proper head and neck posture;
- e) habituation of the new patterns.

The first eight weeks of treatment is the intensive period, followed by habituation of the new pattern.

Special needs patients

These patients need an individual program based on their physical limitations, pain factors and ability to cooperate. The treatment plan always needs to be individualized for the best result possible. The goals would be the same as the other programs, but the methods are customized to meet the needs of the patients. The patients really appreciate this help that no other specialty has been able to provide. Some patients with special needs afflicted with incorrect muscle patterns would present:

- ▶ TMD
- ▶ Autism
- ▶ Cerebral palsy
- ▶ Down syndrome
- ▶ Attention deficit disorder
- ▶ Bells' palsy
- ▶ orthognathic surgery
- ▶ trauma-induced muscle abnormalities
- ▶ Sturge Weber syndrome

Cosmetic muscle toning for facial fitness

With age, orofacial posture changes. There are about 40 facial muscles that work in group function. This allows for facial expression. If the patient presents with chronic non-nutritive facial muscle habit patterns, inadequate orofacial postural patterns, orofacial muscle function patterns or orofacial muscle integration patterns, then the overall cosmetic appearance will be compromised in spite of cosmetic surgery or orthodontics.

Plastic surgery patients are tired of having their face cut, burned, injected, creamed and acid etched only to have gravity pull the muscles down again. The more effective way to achieve desired results would be to develop tone and fitness in the facial muscles by changing muscle patterns, habits and postures by a trained orofacial myofunctional therapist and work with the surgeon and orthodontist both before and after surgery. A personal trainer will tell you that you have to stretch, lift weights and do cardio three to four times a week in order to be fit. Why not exercise your face as well? I feel that this type of treatment will be the way of the future for orofacial myofunctional therapists.

In Brazil, plastic surgeons would not think of doing surgery without having a trained orofacial myofunctional therapist to work with them. The field of cosmetic orthodontics is growing. It is only natural that cosmetic orofacial myofunctional therapy will follow.

Orofacial myofunctional courses and certification

For speech and language pathologists, dental hygienists, physical therapists, registered nurses, and other allied health care profession-

AD

6st

THE PREMIER DENTAL EVENT IN CHILE

SALÓN DENTAL CHILE 2009

Santiago May 28, 29, and 30

- COMPREHENSIVE SCIENTIFIC PROGRAM
- HANDS-ON WORKSHOPS
- OVER 200 EXHIBITORS
- CLINICAL PRESENTATIONS
- ATTENDED BY OVER 5,000 DENTISTS

SPECIAL SERVICES FOR INTERNATIONAL EXHIBITORS:
OVERVIEW OF THE CHILEAN MARKET
MEETINGS WITH DISTRIBUTORS, DENTAL SCHOOLS, AND RESEARCHERS
EXPOCHILE SPONSORED VISITS TO UNIVERSITIES

www.salondentalchile.cl

PLUS EXCURSIONS TO CHILE'S FAMOUS WINE COUNTRY

SPONSORED BY:

CONTACT:

Miami 1-305-876-3221
Chile +(56-2) 2331263
consultas@salondentalchile.cl



Figs. 3a, b: This 61-year-old female exhibits low muscle tone, digestive disorders, short lingual frenum and anterior tongue thrust. After two months of therapy, patient feels better and her friends are commenting on how much younger she looks. She is now ready to pursue orthodontic and restorative treatment.

als there are currently four or five post-graduate courses available to help you become an orofacial myofunctional therapist. Certification is available through the International Association of Orofacial Myology.

After taking an approved IAOM course and becoming a member of the IAOM, one can apply to take a written exam and an on-site practical evaluation. The courses are usually five intensive days with a recommendation to follow up with an internship and other courses of study in the field. For more information, check out the IAOM Web site, www.IAOM.com.

Practicing OMT guides patients toward making major life enhancing changes that affect their entire body. After 30 years of practicing and teaching courses in OMT, I view

the profession of OMT as a specialty of its own, working parallel with orthodontic treatment, and one that is the critical missing element to complete care.

Greene, COM, and Licia Coceani-Paskay, MS, CCC-SLP, COM for their assistance with writing this article. A complete list of references is available from the publisher.

The author would like to thank Karen Macedonio, a certified Life coach (and patient), Barbara J.

To find a therapist near you, go to www.iaom.com and look at the directory.

Study OMT!

Joy Moeller will teach a seven-day IAOM-approved course on orofacial myofunctional therapy (which includes two days of internship) on Feb. 11-17 and June 24-30, 2009 in Los Angeles with Barbara J. Greene, COM, and Licia Coceani-Paskay, MS, CCC-SLP, COM. For more information contact Greene at bgreene@tonguethrust.com or call (805) 985-6779.

Contact info



Joy Moeller, BS, RDH, COM, is a certified orofacial myofunctional therapist and a licensed registered dental hygienist. She is in the exclusive private practice of OMT in Pacific Palisades and Beverly Hills, Calif. She is currently an elected member of the Board of Directors of the IAOM and is the hygiene liaison. Joy is also a former associate professor at Indiana University School of Dentistry and an on-going guest lecturer at USC and UCLA to ortho, perio and pedo dental residents, and at Cerritos College to hygiene students.

15340 Albright St., #305
Pacific Palisades, Calif. 90272
Tel.: (310) 454-4044
Fax: (310) 454-0391
E-mail: joyleamoeller@aol.com
Web site: www.myofunctional-therapy.com

Powerful prescriptions for bruxing and snoring



Your bruxing patients will prefer the extra comfort of the combination hard/soft bite splint.

Comfort H/S Bite Splints™



\$59
per hard/soft splint

Silent Nite® Anti-Snoring Appliance

\$89
complete



Glidewell Laboratories voted best service/labs for "Removable" 2007 Dental Townie Choice Awards®

For more info & nationwide pick-up

888.786.2177

www.glidewell-lab.com



Successfully treating snoring not only improves restful sleep, it enhances vitality and improves quality of life.

GLIDEWELL LABORATORIES
Serving Dentists Since 1970

AD

HELP

From Page 1

mation science and biology, just to name a few. Taken together, these individuals create an intellectually stimulating and rewarding environment dedicated to the pursuit of science and discovery.

Dental informatics students take most of the same courses as other trainees, but have a track of nine didactic credits for their specialty. All of them participate in dental informatics research from the first day in the program. Early research experiences typically occur as part of a group mentored by one or more faculty members, while subsequent research, such as the MS project or PhD thesis, becomes increasingly

Program	Duration	Credits	
		didactic	research
MS	2 years	28	11
PhD	3-5 years	54	18
Postdoc	2 years	non-credit research	

Table: Summary of degree and postdoctoral programs

independent.

Research projects are chosen from a broad range of topics. Most of our research involves clinical informatics and thus is focused on the application of computers in patient care. PhD student Jeannie Irwin is currently working on a grant-funded project to develop a natural language interface to electronic dental records, which will make it possible for dentists to record findings and planned treatment without using complex computer commands. Dr. Humberto Tor-

res-Urquidy is working on reference terminology for dental findings and diagnoses, while Dr. Amit Acharya is developing an information model for patient records in general dentistry.

Other research projects include the design of an electronic dental record centered on the cognitive requirements of clinicians, 3-D visualizations, the development of a virtual community for people interested in dental informatics, and systems to help biomedical researchers find the most appropriate and qualified collaborators.

The program prepares individuals primarily for research and teaching careers in dental informatics; other career options include positions within larger dental care delivery organizations, such as group practices and independent practice associations

to support the application of computer technology. Dental software developers, such as dental practice management system vendors, also require the expertise offered by dental informatics specialists.

Trainees come from a wide variety of backgrounds. While some are dentists, that is not a precondition for admission. The mix of individuals from different backgrounds ensures that many different ideas and viewpoints come to bear on solving scientific problems.

For U.S. citizens and permanent residents, financial support from the National Institute of Dental and Craniofacial Research (NIDCR) is available. The NIDCR funds provide a stipend, tuition, fees and health insurance support, travel subsidies, and a state-of-the-art computer. These positions are highly sought after and admission is very competitive. The program also offers a limited number of positions for self-funded trainees. Typically, we have approximately three to five dental informatics trainees in the program at any one time.

So how do you decide whether this program is for you? If you like to innovate, be in control of technology (rather than being controlled by it), and would like to contribute to improving dentistry and dental care using technology, this program is for you. You should have good analytical skills, and either quantitative or qualitative abilities. A background in programming and/or information technology is a plus because although informatics is not just about computers, we use them a lot in our day-to-day work.

Additional information about the program is available at di.dental.pitt.edu/postgrad.php. We are currently looking to fill several trainee positions. For any questions, please contact the program director, Dr. Titus Schleyer, at titus@pitt.edu.

AD

Dental Tribune Symposia at the Greater New York Dental Meeting

Brought to you by

Smart
ENDODONTICS

DENSPLY
TULSA DENTAL
SPECIALTIES

CEREC
by sirona

sirona
The Dental Company

D4D
D4D technologies

MagnaVu
Magnified Video Dentistry

PreXion 3D

ULTRADENT
PRODUCTS, INC.

ATITAN
INSTRUMENTS

NOVEMBER 30 TO DECEMBER 3, 2008

The Dental Tribune Symposia at the Greater New York Dental Meeting offer an inspiring schedule of continuing education lectures in various dental disciplines. Each scientific lecture will provide an invaluable opportunity to learn about a new field and how to integrate a variety of treatment options into your practice.

We have developed a course schedule that is both diverse and engaging, and which also offers you the opportunity to earn C.E. credits. The symposia sessions are **FREE** for registered Greater N.Y. Dental Meeting attendees, but pre-registration is recommended.

Schedule

Sun., Nov. 30	Mon., Dec. 1	Tues., Dec. 2
<p>10 a.m.–1 p.m. CEREC CAD/CAM: The Power of Technology in Clinical Restorative Dentistry by Dr. Eugene Antenucci and brought to you by CEREC - Sirona</p>	<p>10 a.m.–1 p.m. Using 3-D X-ray Imaging and Planning to Increase Patient Treatment Acceptance by Dr. Neal Patel and brought to you by Galileos - Sirona</p>	<p>10 a.m.–1 p.m. Details to follow shortly</p> <p>11:30 a.m.–12:30 p.m. CAD/CAM Technology: Details to follow shortly and brought to you by D4D Technologies</p>
<p>1:30–2:30 p.m. Endodontic Irrigation via EndoVac: Safety, Efficacy and Clinical Techniques by Dr. John Schoeffel and brought to you by Discus Dental - Smart Endodontics</p>	<p>1:30–2:30 p.m. Tissue Care in the Maxillary Anterior: Ankylos - A New Paradigm by Dr. David DiGiallorenzo and brought to you by Tulsa Dental Specialties</p>	<p>1:30–2:30 p.m. Enhancing Your Dentistry: Get out of Dentistry Alive! by Randy Donahoo and brought to you by MagnaVu</p>
<p>3–4:00 p.m. High resolution Cone Beam with PreXion 3-D by Dr. Daniel McEowen and brought to you by PreXion</p>	<p>3–4:00 p.m. Minimally Invasive Dentistry in Rapid-Fire Fashion by Dr. James Jesse and Dr. Ron Kaminer and brought to you by Ultradent Products, Inc.</p>	<p>3–4:00 p.m. Bone Preservation: One of the Keys to Esthetic Success in Immediate Implant Therapy by Dr. Barry Levin and brought to you by A. Titan Instruments</p>

Program details for Wed., Dec. 3 to follow shortly.

Attendee Registration

Free for registered GNYDM attendees, but pre-registration is recommended. For additional information and registration, please contact:
Julia Wehkamp
E-mail: j.wehkamp@dtamerica.com
Tel.: (416) 907-9836
Dental Tribune America LLC
213 West 35th Street, Ste. #801, New York, N.Y. 10001

dti Dental
Tribune
International

EARN YOUR C.E. CREDITS HERE!

The Greater New York Dental Meeting is an ADA CERP recognized provider

ADAC-E-R-P
Accredited Continuing Education Provider

Contact info



Titus Schleyer, DMD, PhD
Associate Professor & Director
Center for Dental Informatics
School of Dental Medicine
University of Pittsburgh
3501 Terrace Street
Pittsburgh, PA 15261

Tel.: (412) 648-8886
Fax: (412) 648-9960
E-mail: titus@pitt.edu
Web site: www.di.dental.pitt.edu

Family business or family feud?

By Sally McKenzie, CMC

Certainly, when it comes to *the family*, the ties that bind can also fray. What is supposed to be a source of strength is often the cause of stress and anxiety. And maintaining family harmony in the face of workplace challenges can be no small undertaking for any business, particularly dental practices. Although everyone may be related, clearly everyone is not alike. Families, as we know, are composed of varying personalities, opinions, styles, problems and issues, all of which can wreak havoc on efforts to simply get along, let alone work together.

The family has a profound impact in shaping our decisions, our values and our culture. It also has a huge effect on the economy at large. In fact, family businesses encompass 80-90 percent of all enterprises in North America. In the United States alone, family businesses account for 50 percent of U.S. gross domestic product. They generate 60 percent of the country's employment and 78 percent of all new job creation according to the University of Southern Maine's Institute for Family-Owned Business. Certainly, the family business is an economic powerhouse, but for those working in the trenches of the "blood-born" unit, it's the emotional toll that packs the bigger punch.

Family businesses can be very complex, to say the least. And navigating through the potential minefields is no small challenge for many. After all, when it comes to working with family there is a lot to gain — and a lot to lose. In dentistry, family-run practices are common with fathers and sons, husbands and wives, mothers and daughters, siblings, in-laws, aunts, uncles, etc. working under the same roof.

Some function very effectively together and, typically, those that are the most successful are able to deal with business issues as partners, not as husband-wife, father-son, mother-daughter, etc. However, without clearly defined roles and detailed practice systems, emotion and family "issues" can quickly take over.

Family communication and trust are essential. Clearly defined management systems and accountability are absolutely critical. Maybe the practitioner's spouse has been doing things "that way" since 1999, but asking prospective patients whether they have insurance immediately after a caller indicates that she or he would like to schedule an appointment simply isn't good for the office — no matter how long she's been doing it "that way." Perhaps brother Joe, the financial coordinator, is allowing his friends and neighbors to carry balances indefinitely, sending accounts receivables over

'Too often family members won't question one another's decisions or actions.'

the top. And Aunt Carol is habitually late. Joe, Carol and yes, even the practitioner's spouse, must be educated and held accountable for their systems, their actions and their results.

The bottom line is: Just because you are the spouse, the sister, the brother, or dear old dad doesn't mean you can do as you please. The practice is a business first and a family operation second. What's in the best interest of the business comes before anything else. And that is where things can get complicated.

Conflict and control

While conflict may seem to be an obvious area for family strain, trying to avoid it can be far worse. Too often family members won't question one another's decisions or actions. They won't address problems. They refuse to buck the status quo and push for necessary change because they are afraid to start an argument within the family. Families that attempt to dodge conflict open the door for much bigger problems because the issues only grow and fester. And if family members won't confront family members, where does that leave the rest of the staff? Most likely searching for employment elsewhere.

Then there's the issue of control. Countless dentists or their spouses are running dental offices but don't understand what it takes to manage the business side of a practice. They are incapable of reading and understanding practice reports and business statements. They don't comprehend the impact of overhead or how something so seemingly innocuous as a little pay raise can cause salaries to spiral off the charts. Yet because they "own the practice" they make decisions based on what they think is *right* that affect their own long-term financial health as well as the fiscal health of the practice.

For the lucky ones, the family members settle into their roles and are able to understand and compensate for each other's strengths and weaknesses. You may have one family member who is more technology oriented and handles those aspects of the practice. Another may be the human resources "guru" and still another who is the recognized "financial expert." If the individuals take responsibility for their roles and the rest of the family can let them do their jobs, these informal arrangements become formal without the practice ever having to spell

them out. What typically makes these situations work, however, is that the family members all have the same philosophy of care and business. However, the success of such informal arrangements can be rare.

Structural guidelines

Most successful business arrangements require a more formal organization. Dental practices are no different. There needs to be a clear designation of exactly who is responsible for what and what the family wants to get out of the practice.


Do you want it to grow? Do you want to keep it where it is? What's more important to you, giving up some control and growing or keeping control and staying where you

are? What's your vision of the practice? What if it's different than your spouse's or your brother's or your dad's? Whose vision gets priority? What steps will the practice take to achieve that vision and those goals? Who will be responsible for which areas? How will the practice measure its success? It's those issues — where you want to take the practice — that require open and honest communication, but can cause significant friction. Yet all the players in the family practice must be on the same page. If not, it's grounds for a family meeting, probably several.

Ultimately, there may be those on the "family" team that would rather strike out on their own. In some cases, that is the best alternative. Maybe Chuck the dad and Brian the son work well together in their general practice, but Dave the brother and periodontist, wants his own office, separate and away from dad and his brother. Although it may be hard to reject the family, doing so early on will be much easier for

See FAMILY, Page 8

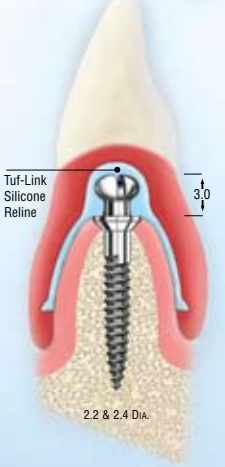
AD



HANDS-ON WORKSHOP


Narrow Body Implants to Stabilize, Cushion and Retain Lower Dentures

Without the use of: Housings, O-Rings, Or Adhesives



Participate in the real-time procedure, installing Atlas® implants on a hard model. Retrofit the lab-made aesthetic denture and reline it with the Tuf-Link™ silicone material.

All steps and instruments are precisely the same as used in your office. Participants keep the model for staff training and patient education.



2008 Workshop Schedule	
Dec 12	Anaheim, CA
Dec 15	Las Vegas, NV
Jan 9	Salt Lake City, UT
Jan 12	New Orleans, LA
Jan 21	Atlanta, GA
Feb 4	Memphis, TN
Feb 6	Scottsdale, AZ
Feb 13	Washington DC
Feb 16	Hartford, CT


**FDA APPROVED
FOR LONG TERM USE**

To register or for more information call Dentatus

Dentatus USA, Ltd.

1-800-323-3136

www.dentatus.com



Accreditation:
4 credits will be awarded upon completion of the course

© 2008 Dentatus USA, Ltd. • Patents Pending

FAMILY

From Page 7

everyone, and Dave will be far less likely to feel that he sacrificed his own vision and goals for the sake of “the family practice.”

In other cases, family members are in the wrong jobs and would be much more effective in another position. For example, Ellen the wife is working as the office manager but would make a much better financial coordinator. The dentist must have the courage to make the change and Ellen must have the courage to accept it, a tall order for both. And oftentimes, it's necessary to bring in outside help to navigate the players through the

process of developing job descriptions and identifying who will work best in which positions. The fact is that family members are simply too close to the issue — literally.

Things to consider

Certainly, there are those families that sincerely enjoy working together and are successful in doing so. But it's not for everyone. Before you decide to partner with your spouse, sister, brother, mother, father, uncle, cousin or whomever, evaluate the decision carefully. We all have family members whose company we enjoy, but we wouldn't necessarily want to spend 40 hours a week with them. We've all made excuses for that eccentric relative who made a poor financial or pro-

fessional decision here or there, but we wouldn't want to have to do it on a regular basis, no matter how good hearted he is or hard working she is.

Consider whether this arrangement is consistent with your personal practice philosophy of care and business management approach. Carefully evaluate whether you will have the opportunity to grow as a professional and fulfill your personal goals. Is this the career move you've dreamed of or dreaded? Will you be given the opportunity to use your strengths in making a contribution or pigeonholed into a particular role? If you believe you can contribute your expertise, abilities and know-how to the practice, your chances of success increase

exponentially. They decrease significantly, however, if you make the move because of family pressure or a sense of entitlement.

Realistically consider if you can work with your family. Being honest with yourself from the beginning will potentially save you years of frustration and discontent. Remember, a “good son,” “good daughter,” or “supportive spouse” is far different from being an effective business partner. It will take courage to raise issues that may put you at odds with your family. And serious problems can arise if communication is weak or if the relationships in general tend to be strained. Be sure that you are emotionally and economically prepared to leave if frustrations become too great.

Certainly, for some, working with your spouse, mom, dad, brother, sister, etc. can feel more like a life sentence than the opportunity of a lifetime. However, for many who choose this road it can and does work *if* the systems are in place, the roles are clearly defined and communication is open. And if, most importantly, everyone understands that when it comes to the family practice, it's business first and family second.

AD



The CAMLOG® Implant System

Quality. Reliability. Simplicity.

Whether you are new to implant dentistry or have been placing implants for years, you will appreciate the easy handling and superior esthetic results possible with CAMLOG® dental implants.

- Precision engineering
- Simple and safe surgical placement
- User-friendly system makes restoration simple

Contact your Henry Schein Dental Sales Consultant to learn more about the CAMLOG® Implant System, or call CAMLOG directly at 1-877-537-8862.

www.camlogimplants.com



CAMLOG USA
1-877-537-8862
www.camlogimplants.com

camlog™ | **HENRY SCHEIN®**
BIOTECHNOLOGIES

About the author



Sally McKenzie, certified management consultant, is a nationally known lecturer and author. She is CEO of McKenzie Management, which provides highly successful and proven management services to dentistry, and has since 1980. McKenzie Management offers a full line of educational and management products, which are available on its Web site, www.mckenziemgmt.com. In addition, the company offers a vast array of Practice Enrichment Programs and team training. McKenzie is the editor of the e-Management newsletter and The Dentist's Network newsletter sent complimentary to practices nationwide. To subscribe visit www.mckenziemgmt.com and www.thedentistsnetwork.net. McKenzie welcomes specific practice questions and can be reached toll free at (877) 777-6151 or at sallymck@mckenziemgmt.com.

Bone preservation: one of the keys to esthetic success in immediate implant therapy



Don't miss Dr. Levin's lecture at the Dental Tribune Symposia during the Greater N.Y. Dental Meeting at 3-4 p.m. on Dec. 2.

Clinicians and researchers have developed recommendations regarding implant position, dimensions and numbers, but the area of surgical technique and instrumentation to preserve native bone has been under emphasized.

Instrumentation designed to remove teeth without damaging or eliminating pre-existing osseous tissue is mandatory. The era of using large cumbersome elevators and forceps is dwindling. Surgeons must now appreciate the importance of preserving surrounding bone and maintenance of soft tissue and understand the necessity of modern instruments designed to facilitate, if not enable, esthetically pleasing results.

The advent of Periostomes, X-Trac forceps and now X-otomes by A. Titan Instruments has simplified these procedures. The presentation will demonstrate the role of these instruments in immediate implant surgery.



Enhancing your dentistry: Get out of dentistry alive!

Don't miss Randy Donahoo's lecture at the Dental Tribune Symposia during the Greater N.Y. Dental Meeting at 1:30-2:30 pm. on Dec. 2.

This course will provide you with an opportunity to see for yourself how the benefits of "heads-up" dentistry can enhance your practice. Experience first hand the Dental Procedure Scope, a life-changing device that provides increased magnification, superior lighting and improved ergonomics all in one device. The lecture will provide an overview of how Dental Procedure Scopes work, their capabilities and the ease of which they can be incorporated into your daily routine. Learn how they can enhance your practice and put the fun back into dentistry. It's just a wonderful way to spend your day!



Earn C.E. credits! Attendance is free for all GNYDM visitors!
For more information and registration, please contact Julia Wehkamp: j.wehkamp@dtamerica.com.



High-resolution cone beam with PreXion 3-D

Don't miss Dr. McEowen's lecture at the Dental Tribune Symposia during the Greater N.Y. Dental Meeting at 3-4 p.m. on Nov. 30.



Cone beam computed tomography (CBCT) offers a whole new paradigm to dental radiography. From what were conventional 2-D images, dentists now have the ability to look at the maxillofacial region in any direction, and at any thickness, as well as in 3-D. With the introduction of CBCT the specialist and general dentist alike can now afford to own and enjoy the benefits of this fantastic diagnostic tool. This symposium will cover the basics of CBCT, field of view (FOV), focal spot, flat panel types, processing time and gray scale, and how these affect resolution and image quality. PreXion 3-D high resolution images will be discussed and time spent with real scans showing how these images can be used in planning periodontal treatment, implants, oral surgery, complex endodontic diagnosis, and treatment planning for the general dentist.

AD

"Oral Sedation Dentistry"

A 3-DAY COURSE

Fourteen safe and proven protocols, hands-on training, 20 patient experiences, and interactive lectures to equip you with the confidence and ability to effectively incorporate sedation into your practice.

75% of US adults experience some degree of dental fear^{1,2,3}



31% of baby boomers never go to the dentist (or only go in an emergency)⁴

15% of the population declines necessary dental treatment because they fear oral injections⁵



TREAT MORE PATIENTS

¹ Harkavy, J., Kleinknecht, R.A., McGlynn, F.D., & Thorndike, R.M. (1984). Factor analysis of the dental fear survey with cross-validation. *J Am Dent Assoc.* 108 (1): 59-61.
² Getka, E., Glass, C.R. (1992). Behavioral and cognitive-behavioral approaches to the reduction of dental anxiety. *Behavior Therapy.* 23 (3): 443-448.
³ Getz, T., Milgrom, P., Weinstein, P. (1995). *Treating fearful dental patients: A patient management handbook.* University of Washington.
⁴ Academy of General Dentistry. (2007). National survey reveals baby boomers miss links between oral and overall health. Retrieved May 30, 2008, from: <http://www.agd.org/support/articles/?ArtID=1287>
⁵ Hamilton, J.G. (1995). Needle phobia: A neglected diagnosis. *Journal of Family Practice.* 41: 169-175.




Relaxed Patients. Better Care. More Profit.

Call (877) 325-3627 or visit DOCSeducation.org



*CA Permit Qualifying Program (25 CE Hours)



Upcoming Courses

Los Angeles[†] | Feb 20-22, 2009

Seattle | June 5-7, 2009

San Francisco[†] | Nov 5-7, 2009



REGISTER TODAY

Doctor Tuition: \$2195*
Team Tuition: \$738

*Ask how you can save 10% by becoming a DOCS member



CALIFORNIA DENTISTS:
This is the only permit qualifying CE course for Adult Oral Conscious Sedation

AD-1146