

PEDIATRIC DENTISTS TO MEET IN TEXAS

American Academy of Pediatric Dentistry session is May 26-29 in the heart of San Antonio on the city's famed River Walk.

► page A4



ENDO TRIBUNE

CLINICAL OPINION

Dr. Barry L. Musikant discusses relieved reamers and the 30-degree reciprocating handpiece.

► page B1



IMPLANT TRIBUNE

RISK VS. REWARD

The keynote at Academy of Osseointegration meeting will cover a different way of determining best practices.

► page C1



New ways to connect at Midwinter Meeting

Chicago Dental Society adding a lunch bistro and entertainment in exhibit hall

The exhibit hall at the Chicago Dental Society's Midwinter Meeting has long been a popular draw at the 150-plus-year-old meeting. And this year there are even more reasons to include it as a core component of your Midwinter Meeting experience.

Online registration for the Chicago Dental Society's Midwinter Meeting is available through Feb. 19. The meeting will be held from Feb. 25-27, at McCormick Place West in downtown Chicago.

Midwinter Bistro

New at this year's meeting is the Midwinter Bistro, located in the CDS Restaurant on Level 3 and in the exhibit hall.

You can reserve your seat online for lunch in the CDS Bistro by visiting www.bistrotickets.com/cds after you preregister for the meeting.

Of course, the 460,000-square-foot exhibit hall also will feature its usual array of the latest in professional products and instruments. Attendees will be able to experience hands-on introductions to equipment and materials, meet with reps knowledgeable about top products and learn more about dentistry's latest state-of-the-art advancements from more than 600 exhibitors.

Early registration encouraged

CDS members can attend the meeting at no additional charge, but all dental professionals are invited to register. Also, dental professionals from outside the immediate area can join the CDS as associate members to qualify for member registration for the meeting.

Early registration is recommended to guarantee your seat in whichever of the numerous courses are of most interest to you. If you register before Jan. 31, your badge and registration materials will be mailed to you, eliminating any need to wait in line to pick up your badge at the meeting.

If you register after Jan. 31 but prior to the Feb. 19 deadline, badges will be available for pick-up at McCormick Place West. (Registration deadline for mailed materials for international attendees was Jan. 8).

Exhibits, entertainment and a Virtual Tradeshow Bag

The Midwinter Meeting exhibit hall adds another new twist this year when Ronnie Rice (formerly of Chicago's own New Colony Six) and Skip Graparis (musician, film actor and comic, who also sang with

► MIDWINTER, page A2



The Midwinter Meeting, among the nation's biggest dental meetings, is held near downtown Chicago at McCormick Place West. Photo/Provided by City of Chicago/GRC

EVENTS

A2-A4

- Strong dollar adds to Canadian meeting's appeal
- Pediatric dentists heading to the River Walk

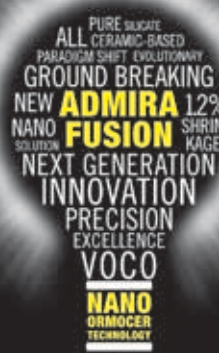
INDUSTRY NEWS

A6-A18

- Keystone Industries: New mouthguard gives athletes something to smile about
- Designs For Vision: 'WireLess' headlight is self-contained: LED DayLite WireLess is not limited to one pair of loupes or a specific eyeglass frame
- Cefla: MyRay Hyperion X5 gains FDA approval
- Komet: Small-dimension, cylindrical, bone cutter is designed for minimally invasive procedures
- Quality control starts at micro levels: DENTSPLY Pharmaceutical
- Kettenbach Visalys Core: New generation of core buildup material
- LM Dental: Clinically relevant and appropriately sized tips help implant maintenance
- Glidewell Laboratories hires director of clinical affairs
- Rhein'83: Book covers technoclinical aspects of the fixed removable prosthesis
- Flow Dental expands digital imaging line
- LVI Core I three-day course enables dentist and team to learn together

AD

THE FIRST ALL CERAMIC-BASED DIRECT RESTORATIVE



VISIT THE
ADMIRA FUSION WEBSITE AT
www.vocoamerica.com
TO REQUEST YOUR
FREE SAMPLE!

THE IDEA IS NOW A REALITY



VOCO
THE DENTALISTS

For Technical Questions: Call 1-888-658-2584 • www.vocoamerica.com

PRST STD
US Postage Paid
Permit No. 1239
Bellmawr, N.J.

Dental Tribune America
116 West 23rd Street
Suite #500
New York, N.Y. 10011

◀ MIDWINTER, page A1

the New Colony Six and appeared as Monte the Colorman in "Major League" I and II) perform from 2–3:30 p.m. Thursday, Feb. 25, and Friday, Feb. 26. They will perform at the Hospitality Hub, behind the Overlook Café on the exhibit floor.

Also new for the 151st Midwinter Meeting, attendees can take advantage of special offers via a Virtual Tradeshow Bag. The Virtual Tradeshow Bag will be emailed to the primary registrant beginning Feb. 24. All attendees can access the Virtual Tradeshow Bag when they download the Midwinter Meeting mobile app.

Treats in the exhibit hall

When you visit the exhibit hall, you also can enjoy an ice cream treat courtesy of the CDS. Free-taste ice cream treats will be available on the exhibit floor during all three days of the meeting, starting at 3 p.m. on Thursday, Feb. 25, and Friday,

Feb. 26, and starting at 2 p.m. on Saturday, Feb. 27, while supplies last on each day (so be sure to get there on time if you're set on enjoying a treat).

Innovative continuing education

The CDS member-leadership team reports that it is always looking for ways to improve the Midwinter Meeting. And evidence of that is visible this year in the three new learning tracks that have been added to the meeting. For the first time, the University of Illinois Chicago College of Dentistry, the Southern Illinois University School of Dental Medicine

and the Northwestern University College of Dental Medicine will each have their own C.E. tracks at the meeting.

Don't miss Navi

It's not all dentistry at the Midwinter Meeting, as confirmed at the ticketed opening session. 5:30 p.m. Thursday. The session features a performance by Navi, described as the No. 1 Michael Jackson impersonator. The performer from the United Kingdom will present his show "King of Pop – the Legend Continues."

(Source: Chicago Dental Society)

Midwinter Meeting exhibit hall

(You can earn one C.E. credit each day)

Thursday, Feb. 25
9 a.m.–5:30 p.m.

Friday, Feb. 26
9 a.m.–5:30 p.m.

Saturday, Feb. 27
9 a.m.–4 p.m.

AD



Pacific Dental Conference

in conjunction with the Canadian Dental Association

March 17-19, 2016 Join us in Vancouver, Canada
somewhere under the rainbow!

\$1.00 US is worth over \$1.30 Canadian!
Take advantage of lower Airfares, Hotel Accommodations and Conference Registration.
2016 is the year to come to Canada's Premier Dental Conference.

Your PDC Registration Includes:

- One registration fee allows access to all open sessions – no pre-course selection necessary!
- Over 130 speakers and 193 sessions to choose from
- Over 600 exhibitor booths to explore

More Reasons to Join Us:

- Fun social events for you and your team – don't miss our Celtic Celebration on March 17th
- SPRING BREAK!** Make the PDC part of your plans. Visit the website for great ideas for you and your family while you are in BC

Online registration and program information at...
www.pdconf.com

A Celtic Celebration
Beer, Wine and Tiller's Folly

Featured Speakers

 Derek Hein	 Theresa Gonzales	 Sergio Kuttler
Damon Adams Lou Graham Jeff Coll Manor Haas John West Dimitrios Karastathis Joel Epstein Robert Fazio Hardy Limeback Samson Ng Charles Shuler Tieraona Low Dog Tricia Osuna Shannon Pace Brinker Meg Soper Bethany Valachi Nancy Adair	Complete speaker roster available for viewing at www.pdconf.com	

IN CONJUNCTION WITH
Pacific Dental Conference **CANADIAN DENTAL ASSOCIATION**

DENTAL TRIBUNE

The World's Dental Newspaper - US Edition

PUBLISHER & CHAIRMAN

Torsten Oemus t.oemus@dental-tribune.com

PRESIDENT & CHIEF EXECUTIVE OFFICER

Eric Seid e.seid@dental-tribune.com

GROUP EDITOR

Kristine Colker k.colker@dental-tribune.com

EDITOR IN CHIEF DENTAL TRIBUNE

Dr. David L. Hoexter feedback@dental-tribune.com

MANAGING EDITOR U.S. AND CANADA EDITIONS

Robert Selleck r.selleck@dental-tribune.com

MANAGING EDITOR

Fred Michmershuizen
fmichmershuizen@dental-tribune.com

MANAGING EDITOR

Sierra Rendon s.rendon@dental-tribune.com

PRODUCT/ACCOUNT MANAGER

Humberto Estrada h.estrada@dental-tribune.com

PRODUCT/ACCOUNT MANAGER

Will Kenyon w.kenyon@dental-tribune.com

PRODUCT/ACCOUNT MANAGER

Maria Kaiser m.kaiser@dental-tribune.com

BUSINESS DEVELOPMENT MANAGER

Travis Gittens t.gittens@dental-tribune.com

EDUCATION DIRECTOR

Christiane Ferret c.ferret@dtstudyclub.com

ACCOUNTING COORDINATOR

Nirmala Singh n.singh@dental-tribune.com

Tribune America LLC

116 West 23rd St., Ste. #500

New York, N.Y. 10011

(212) 244-7181

Published by Tribune America

© 2016 Tribune America, LLC

All rights reserved.

Dental Tribune strives to maintain the utmost accuracy in its news and clinical reports. If you find a factual error or content that requires clarification, please contact Managing Editor Robert Selleck at r.selleck@dental-tribune.com. Dental Tribune cannot assume responsibility for the validity of product claims or for typographical errors. The publisher also does not assume responsibility for product names or statements made by advertisers. Opinions expressed by authors are their own and may not reflect those of Tribune America.

EDITORIAL BOARD

Dr. Joel Berg
Dr. L. Stephen Buchanan
Dr. Arnaldo Castellucci
Dr. Gordon Christensen
Dr. Rella Christensen
Dr. William Dickerson
Hugh Doherty
Dr. James Doundoulakis
Dr. David Garber
Dr. Fay Goldstep
Dr. Howard Glazer
Dr. Harold Heymann
Dr. Karl Leinfelder
Dr. Roger Levin
Dr. Carl E. Misch
Dr. Dan Nathanson
Dr. Chester Redhead
Dr. Irwin Smigel
Dr. Jon Suzuki
Dr. Dennis Tartakow
Dr. Dan Ward

Tell us what you think!

Do you have general comments or criticism you would like to share? Is there a particular topic you would like to see articles about in Dental Tribune? Let us know by sending an email to feedback@dental-tribune.com. We look forward to hearing from you!

If you would like to make any change to your subscription (name, address or to opt out) please send us an email at c.maragh@dental-tribune.com and be sure to include which publication you are referring to. Also, please note that subscription changes can take up to six weeks to process.

NEW! Visalys® Core – Secure core build-up for high stability.



Visalys® Core is a fluoride-containing, dual-curing composite, developed for the fabrication of radiopaque core build-ups and core fillings and for cementing root posts. The product incorporates Active-Connect-Technology (ACT), which is unique in the market. This enables the material to bond actively with popularly used light-curing and dual-curing, single-step and multi-step adhesives, without an additional activator. The advantage for users is that it allows them to use the bonding agent they are used to – no matter whether it is a light-curing or dual-curing, a single- or multi-bottle system. Call 877-532-2123 direct to place an order. www.kettenbachusa.com

Visit us at the Chicago
Midwinter Dental Meeting
► Booth #4713

Strong dollar adds to Canadian meeting's appeal



Stretch your U.S. dollars in Vancouver this March at the Pacific Dental Conference. Photo/Bentson Mucibabic, www.dreamstime.com

Pacific Dental Conference also plans for some St. Patrick's Day activities

The exchange rate at press time had the U.S. dollar worth more than \$1.30 Canadian, which according to Pacific Dental Conference organizers, translates to great deals on travel, accommodations and other costs for U.S. residents attending the meeting.

But the deals are just the beginning. The real benefits come from the more than 130 speakers and 193 sessions — and an exhibit hall with more than 600 booths. If that's not enough to get you heading to Vancouver, British Columbia, the meeting also will include

a bunch of St. Patrick's Day fun, including a Celtic Celebration with Tiller's Folly on March 17.

The PDC, which typically attracts more than 12,500 dental professionals, is from March 17–19 in Vancouver, British Columbia. Online registration is available at www.pdconf.com. For most attendees, C.E. credit is given for general attendance (up to five hours) and individual courses (up to 20 C.E. credits).

(Source: Pacific Dental Conference)

Pediatric dentists heading to the River Walk

American Academy of Pediatric Dentistry scientific session will be from May 26–29 in San Antonio

The fun and history of Alamo City combine with top speakers and high-value C.E. at the American Academy of Pediatric Dentistry (AAPD) 2016 annual session. The event will be held from May 26–29 at the Henry B. Gonzalez Convention Center in San Antonio, Texas.

Online registration is open via www.aapd.org, with the cutoff for advanced registration set for April 4. You can use

AAPD's online itinerary planner to find details on the scientific program, social events and other events in San Antonio.

Barbecue, hoedown, carnival rides

The welcome reception on Friday, May 27, will feature a family-friendly fiesta San Antonio style, with barbecue, southern hoedown and carnival rides for the kids.

The keynote speaker on Friday, May

27, will be Erik Wahl, an internationally recognized graffiti artist known for his high-energy, inspirational live performances. The best-selling author of the business book "UNThink" uses his on-stage painting as a visual metaphor to communicate his core message: encouraging organizations to achieve greater profitability through innovations and superior levels of performance.

Because attendees must register for the meeting prior to making meeting-block hotel reservations, attendees are encouraged to register early. There are a number of hotels in the AAPD block, including the Marriott Rivercenter (headquarters hotel), the Marriott Riverwalk, the Grand Hyatt San Antonio, the Hilton Palacio del

► PEDIATRIC, page A9

AD

Midwinter iPad Giveaway

Every purchase of a PF2 Mouthguard at Keystone's Booth 401 will enter your name or office into the drawing to win an iPad Air.





BEAT THE COMPETITION.



480 South Democrat Road, Gibbstown, New Jersey, 08027 1-800-333-3131

Werner-von-Siemens Str. 14a D-78224 Singen, Germany +49 7731 912101

Visit us at www.keystoneind.com

Socialize with Keystone Industries   

Your patients will appreciate just ONE appointment!

BruxZir[®] **NOW**

Milling Blocks



The first fully sintered chairside zirconia with **No Oven Wait!**



Tooth #12 restored in one appointment with BruxZir[®] NOW.

Available exclusively for the
TS150[™] Chairside Milling Solution



IOS FastDesign[™] software quickly and accurately proposes crowns that require little to no adjustment after milling.

- **BruxZir NOW** is a fully sintered, chairside, monolithic zirconia ideal for premolar and molar crown restorations.
- Crowns can be designed and milled in less than an hour, matching popular VITA[®] shades with no need for sintering, staining or glazing.
- With a flexural strength exceeding 800 MPa, **BruxZir NOW** zirconia is significantly tougher than other in-office milling block solutions.

VITA is a registered trademark of VITA Zahnfabrik.

GLIDEWELL DIRECT
CLINICAL AND LABORATORY PRODUCTS

888-303-3975

ECO 3035139
MKT 3035140_1.0

For more information visit

ios Technologies, Inc.

www.ios3d.com

New mouthguard gives athletes everywhere something to smile about

The PF2 mouthguard is a do-it-yourself guard that provides a custom fit without any need to take impressions of the teeth.
Photo/Provided by Keystone Industries



CHICAGO
BOOTH
NOS. 4011
W127

Keystone Industries, the U.S.-based company that manufactures some of the world's top mouthguard products, has launched the latest product in its Pro-Form Mouthguard line — the PF2 mouthguard.

Unlike laminated mouthguard products that require a dentist to custom fit to the patient, the PF2 mouthguard is a do-it-yourself guard that provides an accurate custom fit without any need to take impressions of the teeth.

No appointment; no impressions

With the elimination of appointments and impressions, the price of this guard is significantly lower than custom-fit mouthguards while still providing high-

impact protection, according to the company. The PF2's unique design also enables it to be re-fit by the user multiple times.

"Being a leader in this field means we need to set the bar high for new products and innovation," said Michael Prozzillo, vice president of sales for Keystone. "The PF2 will change the way athletes buy mouthguards, but also how the dentist sells them."

The suggested retail of the PF2 mouthguard is \$38. It is available in either black or white. The company reports that there will be bulk purchasing available in the near future, which will include a display piece and literature on the prod-

uct suited for dental offices.

Multiple color options will also be available soon, similar to the Pro-Form line of color options, according to the company.

Custom fit in less than a minute

"You just won't be able to get ahold of another mouthguard that can be custom fit in under a minute and provide the same beneficial features," said Derek Keene, Keystone's vice president of marketing and product development. "We're excited to watch PF2 take off and provide significant value to our customers and athletes across the country."

To keep up to date on the PF2 and Keystone, go to www.keystoneindustries.com.

You also can follow the company on all the major social media platforms.

About Keystone Industries

Keystone Industries, a privately held company founded in 1908, has maintained a reputation for producing innovative, high-tech dental products in both the operator and laboratory realms. The company is committed to providing customers with the finest quality materials while developing products that surpass customer expectations. As this commitment has been met, the company has moved forward with expansion around the globe.

(Source: Keystone Industries)

AD



NEW!

Perfect fit™

Adjustable Camera Sleeve

Quickly and easily achieve a tight, custom-fit on virtually any size camera head!

Perfect Fit is the only sleeve you'll ever need, the sleeve features two-way customizable tabs. Cinch tight horizontally, cinch tight vertically, wrap the adhesive tab around and seal.

How to use Perfect Fit

Slide camera up until tight, then pull excess material down. Secure fit by wrapping the blue tab around the camera body. Peel off the adhesive tab, affix, and you're done!



Slide On



Fold Excess



Wrap & Stick

80125 - Perfect Fit Box of 150 Sleeves
For ordering information and free samples please visit www.flowdental.com Or call 1-800-356-9729

Flow DENTAL
www.FlowDental.com • 1-800-356-9729

Wireless and unconnected

Headlight transfers across loupes, frames

LED DayLite WireLess not tied to single pair of loupes or a specific eyeglass frame

Designs for Vision's new LED DayLite® WireLess™ not only frees you from being tethered to a battery pack, but the simple modular design also uncouples the "WireLess" light from a specific frame or single pair of loupes. Prior technology married a cordless light to one pair of loupes via a cumbersome integration of the batteries and electronics into the frame. The compact design of the DayLite WireLess is independent of any frame/loupes.

The patent-pending design of the LED DayLite WireLess is a new concept: a self-contained headlight that can integrate with various platforms, including your existing loupes, safety eyewear, lightweight headbands and future loupes or eyewear purchases.

The LED DayLite WireLess is not limited to just one pair of loupes or built into a single, specific eyeglass frame. The LED DayLite WireLess can be transferred from one platform to another, expanding your "WireLess" illumination possibilities across all of your eyewear options.

1.4 ounces

The LED DayLite WireLess weighs only 1.4 ounces and, when attached to a pair of loupes, the combined weight is half the weight of integrated cordless lights/loupes. The LED DayLite WireLess produces more than 40,000 lux at high in-

tensity and 27,000 lux at medium intensity. The spot size of the LED DayLite WireLess will illuminate the entire oral cavity. The function of the headlight is controlled via capacitive touch.

The LED DayLite WireLess is powered by a compact, rechargeable lithium-ion power pod. It comes complete with three power pods. The charging cradle enables you to independently recharge two power pods at the same time and clearly displays the progress of each charge cycle.

Designs for Vision has been showing the Micro Series together for the first time this winter. The Micro 3.5EF Scopes use a revolutionary optical design that reduces the size of the prismatic telescope by 50 percent and reduces the weight by 40 percent, while providing an expanded-field full-oral-cavity view at 3.5x magnification.

The new Micro 2.5x Scopes are 23 percent smaller and 36 percent lighter than traditional 2.5x telescopes, and enlarge the entire oral cavity at true 2.5x magnification.

The Micro Series is fully customized and uses the proprietary



lens coatings for the greatest light transmission.

You can "See the Visible Difference®" yourself by visiting the Designs for Vision booths, Nos. 2408 and 4621, at the Chicago Dental Society's Midwinter Meeting.

Or arrange a visit in your office by calling (800) 345-4009 or emailing info@dvimail.com.

(Source: Designs For Vision)

MyRay Hyperion X5 gains FDA approval

Cefla Medical Solutions has announced that the MyRay Hyperion X5 has received U.S. Food and Drug Administration approval, making it now available to dental customers in the U.S. Until now, only European dentists have been able to use the X5. The popular MyRay product is poised to join the array of practice solutions available in the U.S. from Cefla Medical Solutions North America, a subsidiary of Europe's largest dental-chair manufacturer.

Cefla General Manager Massimo Di Russo said, "The X5 helps dentists make an immediate diagnosis, keep patients informed and make the most of every minute of the day as they work to complete and explain procedures."

The X5 was awarded the 2015 Red Dot Design Award for Product Design by an international panel of independent judges who reviewed it and some 5,000 other products on criteria such as ergonomics, functionality,


CHICAGO
BOOTH
NO. 1243

durability and the degree of innovation.





The company describes the Hyperion X5 as being the first-ever, wall-mounted panoramic imaging system and smallest pan unit ever available. According to the company, a simple user interface enables the X5 to achieve up to 15 high-definition 2-D projections in just a few steps. Installation is described as being quick, involving minimal time and cost.

The X5 was showcased in the Greater New York Dental Meeting exhibit hall at the end of last year. Prospective customers will have two more chances to see it in operation in the first half of 2016. It will be featured in the Chicago Dental Society Midwinter Meeting exhibit hall and at the California Dental Association meeting in May.

(Source: Cefla Medical Solutions)



EndoGuard points the way to successful endo treatment, creating straight-line access and expanding the pulp chamber for safe entry.



Buy Call Connect

kometusa.com
888-Komet-USA

Small-dimension, cylindrical bone cutter is designed for minimally invasive procedures

Komet also releases a 'saber-tooth' cutter

CHICAGO
BOOTH. NO.
4143

By Komet Staff

Among the specialty products introduced at the most recent International Dental Show in Cologne, Germany, was Komet USA's H255E cylindrical, small-dimension bone cutter. According to the company, it is designed to maximize cutting performance and is ideally suited for minimally invasive procedures.

With a 1.2-mm diameter and a 6-mm-long blade, the Komet® H255E bone cutter features: exceptionally sharp, cross-cut toothing; large chip spaces; and long cutting edges along its cylindrical working portion, facilitating intuitive, tactile operation, according to the company. The small-dimension instrument is particularly effective for fine and/or linear bone cuts as well as for hemisections, axial bone perforations, crestal opening of the alveolar ridge and apicoectomies.

Allowing conservative yet effective preparations and distinguished by its long service life, the H255E is the cylindrically shaped counterpart of the established Komet H254E tapered combination instrument that offers gentle preparation of bone tissue and hard tooth substance.

The H255E bone cutter incorporates a black, identifying color band to indicate its particular sharpness.

Also among the Komet instrument innovations featured at the International Dental Show was the H162ST ("saber tooth") bone cutter, described as "a new generation of oral-surgery instruments."

Applying the knowledge and experience gained from its successful developments in the medical sector to the needs of dentistry, Komet has incorporated the blade geometry of its renowned cranial-surgery instruments into a new tungsten-carbide rotary instrument specifically designed for oral surgery, producing the new ST configuration for proven effectiveness.

The H162ST's innovative toothing provides the sharpness, cutting behavior and maximal control required for bone cuts during osteotomies, osteoplasty procedures, bone and bone-lid preparations, apicoectomies and hemisections, according to the company.

With a 1.2-mm diameter and a 6-mm-long blade, the Komet H255E bone cutter features sharp, cross-cut toothing, large chip spaces and long cutting edges along its cylindrical working portion to provide practitioners with an intuitive, tactile operation. Photo/Provided by Komet

About Komet USA

Currently celebrating more than 90 years of successful service in the dental industry, Komet describes itself as a recognized worldwide leader in the production of highly specialized, precise dental carbide burs, dental diamonds, finishers, polishers and a wide selection of other dental rotary instruments and accessories.

Komet operates in the United States under the name Komet USA. It sells direct to dental practitioners and dental laboratories, delivering orders quickly and efficiently from its factory, according to the company. The company's U.S. headquarters is in Rock Hill, S.C.

For more information about Komet USA and to learn more about the H255E bone cutter and the H162ST "saber tooth" bone cutter, you can telephone (888) 566-3887 or visit Komet online by going to www.kometusa.com.

Quality control starts at micro levels

DENTSPLY Pharmaceutical controls every step from research to distribution

For more than 100 years DENTSPLY International has been supporting dentists worldwide in their profession.

The company's trusted and comprehensive range of anesthetics enables dentists and hygienists to start every procedure right. DENTSPLY Pharmaceutical en-

sures quality at each step of the product's journey — from collection of active molecules all the way through to when the packages arrive at your office.

Each cartridge is twice sterilized with a sterilizing filter followed by an autoclave method.

Cartridges are then visually inspected with an electronic laser for defects and impurities, including but not limited to: cracks, foreign particles, color and density. Each cartridge is mylar-pack labeled to restrain the individual pieces in case of a break — thus avoiding any injuries. Each set of 10 cartridges is then blister packed to avoid breakage. Finally, each cartridge is color coded as per industry standard ADA system.

(Source: DENTSPLY Pharmaceutical)

Ensuring DENTSPLY pharmaceuticals' quality starts when collecting active molecules and continues through shipping and beyond. Photo/Provided by DENTSPLY International



CHICAGO
BOOTH
NOS. 2202,
2402

AD



Get the line straight.

Our OP10 orifice opener allows safe, efficient coronal shaping, increasing your chances of ideal straight-line access for RCT.

Buy Call Connect

kometusa.com
888-Komet-USA

CHICAGO
BOOTH. NO.
4743

Kettenbach's Visalys Core uses 'Active-Connect Technology,' described by the company as being unique in the market. The technology enables the buildup material to bond actively with all common light-curing and dual-curing, single-step and multistep adhesives — without an additional activator. Photo/Provided by Kettenbach



A new generation of core buildup material

Fluoride-containing Visalys Core dual-curing composite is for fabrication of radiopaque core buildups, core fillings and cementing root posts

Visalys® Core, the new product from Kettenbach LP (www.kettenbachusa.com), represents the next generation of core buildup materials, according to the company. The most recent addition to the Visalys family is a dual-curing core buildup material with unique Active-Connect Technology (ACT) to ensure a reliable bond with all common adhesives — without an additional activator. The product was unveiled at the 2015 International Dental Show (IDS) in Germany.

Visalys Core is the first core buildup material from Kettenbach. The fluoride-containing, dual-curing composite was developed for the fabrication of radiopaque core buildups and core fillings and for cementing root posts.

According to the company, the Active-Connect Technology, unique in the market, enables the material to bond actively with all common light-curing and dual-curing, single-step and multistep adhesives, without an additional activator. The advantage for users is that it enables them to use the bonding agent they are used to — whether it is light-curing or dual-curing — or a single- or multi-bottle system.

Firm foundation: stable and precise

According to the company, the technology simply provides a firm foundation — stable and precise. The company reports that Visalys Core ensures easy and reliable handling with “excellent positional stability.” At the same time, it exhibits good flowability and low extrusion force. The compressive strength results in a stable monoblock and a secure bond.

Optional light-curing allows the procedure to be continued immediately. Reliable self-curing provides for dependable strength even on the cavity floor and in root canals. Excellent polishing characteristics ensure precise preparation; even without light-curing, the smear layer is minimal. The product is also free of Bisphenol A and its derivatives.

Visalys Core is available in dentin and white shades in a 5 ml double syringe and in a 25 ml cartridge.

For detailed information about Visalys Core, visit the Kettenbach website at www.kettenbachusa.com.

About Kettenbach

Kettenbach (Huntington Beach, Calif.) is the exclusive U.S. distributor for Kettenbach GmbH & Co. KG (Eschenburg, Germany). Founded by August Kettenbach in 1944, Kettenbach GmbH was created for the development and marketing of medical and dental products.

Today, the company is one of the leading international producers of dental impression materials and is also known in other surgical areas of medicine. Brands include Panasil VPS Impression Material, Identium VSXE Impression Material, Futar Bite Material, Silginat Alternative Alginate, Visalys Temp Material, Mucopren Resilient Liner and Visalys Veneers.

For more information about Kettenbach LP products, you can call (877) 532-2123 or visit www.kettenbachusa.com.

(Source: Kettenbach)



◀ PEDIATRIC, page A4

Rio, the Residence Inn Alamo Plaza and the Westin Riverwalk. As you can tell from the hotel names, the convention center and hotels string the city's famed River Walk and its many restaurants, bars, shopping and entertainment venues.

A wide variety of other popular destinations are just blocks away in the heart of downtown San Antonio. All

The American Academy of Pediatric Dentistry annual session will be from May 26–29 at the Henry B. Gonzalez Convention Center on San Antonio's highly popular River Walk. Photo/ Stuart Dee, provided by the San Antonio Convention & Visitors Bureau

of the meeting's scientific sessions will take place at the Henry B. Gonzalez Convention Center.

Preconference course on esthetic restorations

The preconference course “Esthetic Pediatric Restorative Dentistry” will be presented by Kevin J. Donly, DDS, MS; William F. Waggoner, DDS, MS; Theodore P. Croll, DDS, MS; and Nasser Barghi, DDS on Thursday, May 26. The course will offer the most current esthetic pediatric restorative dentistry techniques with data available to support restorative regimens. Indications and contraindications will be presented. You can learn more about this course and the complete scientific program with the AAPD 2016 Online Itinerary Planner.

(Source: American Academy of Pediatric Dentistry)

AD

Komet

A safe path to successful Endo.

With a .03 taper and kite-shaped cross-section, the PathGlider from Komet® ensures safe, smooth RCT.

Buy Call Connect

kometusa.com
888-Komet-USA

© Komet USA LLC 11/2015 41 011/00