

today



Inside today

You will find an overview about the UAE International Dental Conference & Arab Dental Exhibition 2011, new developments and trends in the world of dentistry, as well as information on dental products and the industry.

»page 2



Dental Products in Focus

The UAE International Dental Conference & Arab Dental Exhibition 2011 will be an excellent opportunity to see the most up-to-date technologies and achievements in the field of dental medicine. Get your focus on highlights in our section on dental products and explore what the world's most innovative companies have to offer.

»page 8



Plan ahead

You will find the latest update of the exhibitors list of this year's UAE International Dental Conference & Arab Dental Exhibition in our service section.

»page 13

AEEDC 15th UAE International Dental Conference & Arab Dental Exhibition

Date

1–3 February, 2011

Venue

Dubai International Convention and Exhibition Center

Exhibition Opening Hours

– Tuesday, 1 February:
10 a.m.–6 p.m.
– Wednesday, 2 February:
10 a.m.–6 p.m.
– Thursday, 3 February:
10 a.m.–6 p.m.



DUBAI 2011

Organised by

INDEX® Conferences & Exhibitions Organisation Est.
P.O. Box 13636
Ibn Sina Building
Block B, Office 203
Dubai Healthcare City
Dubai, United Arab Emirates
Tel.: +971 4 362-4717
Fax: +971 4 362-4718
Web: www.index.ae
www.aeedc.com

In cooperation with

Dubai Health Authority

Supported by

– FDI World Dental Federation
– Arab Dental Federation
– Arab-Asian Scientific Dental Alliance
– Executive Board of the Health Ministers Council for Gulf Cooperation Council States
– GCC Oral Health Committee
– Riyadh College of Dentistry and Pharmacy
– Arab Academy for Continuing Dental Education
– Engineer Abdullah Bagshan for growth factor and bone regeneration Research Chair
– Dental Horizons
– International Association for Orthodontics-IAO

For more information:
www.dental-tribune.com

International dental community meets in Dubai

AEEDC extends scientific programme in 2011—Over 20,000 dentists expected to attend

■ The UAE International Dental Conference & Arab Dental Exhibition (AEEDC) is welcoming dental professionals from all over the world to the city of Dubai. During 1–3 March, general practitioners, specialists and auxiliaries will have the opportunity to bring themselves up-to-date with the latest products and technologies in the field of dentistry. The organiser has announced that the focus of this year's congress will be on practice management and CAD/CAM restorations. In addition, it will host a variety of courses, symposia and forums on topics like oral traumatology, prevention, periodontology and implants.

Participants will be able to earn up to 49 credit hours during the congress which has recently been recognised as ADA CERP provider—a service of the American Dental Association to



Photo: Losevsky Pavel

assist dental professionals in identifying quality providers of continuing dental education.

Patronized by H.H. Sheikh Hamdan Bin Rashid Al Maktoum, Deputy Ruler of Dubai, Minister of Finance and President of the Dubai Health Authority, AEEDC has recently be-

come the largest dental meeting in the combined Cooperation Council for the Arab States of the Gulf (GCC) and Middle East and North Africa (MENA) regions. According to figures of the organiser, last year's event saw over 20,000 dental professionals and trade visitors attending the congress in early

March. With a turnover of US\$1 billion the event also contributes significantly to the UAE economy.

Dr. Nasser Malik, Chairman of AEEDC Dubai Conference said: "We are expecting more than 20,000 participating dentists from the region and different parts of the world, therefore, the AEEDC Scientific Advisory Committee and with the support of the Dubai Health Authority prepared a full three days schedule, where dentists and students can receive the maximum benefit for their clinical practice. The programme is comprehensive and features the latest ad-

vances and research in the various specialties of dentistry. It will be a platform where most eminent speakers from around the globe will share their expertise with our audience."

Malik added that for the second consecutive year, the scientific committee will be presenting the GCC Preventive Dentistry Conference. A symposium of the International Association of Dental Traumatology will be also held for the first time. In addition, there are more activities taking place such as the AEEDC Dubai Awards, a student competition, as well as poster and oral presentations, he said.

For more information please visit the website www.aeedc.com.

Biomaterials and implants stimulate global demand for dental products

■ The increasing demand for dental biomaterial and implants is driving the global dental equipment and consumables market. According to a report released by US market research company Marketsand-

Markets last month, both segments are expected to grow at a compound annual growth rate of 6 per cent—only slightly below the 7 per cent growth rate predicted for all market segments combined. Total market

volume is forecasted to reach US\$27.6 billion by 2015.

According to the report, the growth of these segments is expected to be highest in North America and the EU, where the generation of ageing baby boomers can afford high-priced dental procedures, including cosmetic treatments and implants. Improved orthodontic products are also in high demand, especially by younger people.

Improvements in the field of dental biomaterials and tissue regenerative material have enabled dentists to offer more natural and long-term dental solutions. The latest technology, such as CAD/CAM, reduces the overall turnaround time for dental procedures, while improving efficiency of dental practitioners further, the report states.



Photo: Stephen Coburn

AD

DENTAL INSTRUMENTS – MADE IN GERMANY

The new TRINOVO® handle design combines the advantages of simple cleaning and sterilisation with outstanding grip characteristics.

See us at
AEEDC Dubai
Hall 7 Booth 467

Bodenseeallee 14-16
78333 Stockach Germany
Tel. +49 7771-64999-0
Fax +49 7771-64999-50
www.kohler-medizintechnik.de

AEEDC—An opportunity to discuss the latest advances in dentistry

A welcome message by Qadhi Saeed Al Murooshid, Director-General of AEEDC Dubai

On behalf of the Dubai Health Authority (DHA), I would like to welcome you to the 15th edition of the UAE International Dental Conference and Arab Dental Exhibition (AEEDC).

Over the past few years, our Emirate has emerged as a major business and medical hub in the combined Middle East and North Africa markets through its strategic location and keenness to excel in all fields. At our organisation, hosting, attending and speaking at conferences such as the AEEDC is part of a broader strategic vision. Being the principle health authority for the Emirate of Dubai, we also understand the importance of such conferences, which tries to bring together the very best in-



international and local talent. Every year thousands of visitors come to Dubai to take part in such events.

AEEDC, in particular, has become one of the biggest in-

the region and we are proud to be able to host it in Dubai. The conference is a platform where, amongst other healthcare professionals, international speakers from dental fields such as endodontics or paedodontics will get an opportunity to discuss the latest advances in dentistry. The highlight of this congress is that eminent healthcare professionals from around the world will be joining us and speaking at the congress.

I look forward to your participation!

Qadhi Saeed Al Murooshid
Director-General of AEEDC
Dubai

AEEDC is one of the regions most reliable congresses

Welcome Message by Dr. Tariq Khoory, Director of the Dubai Dental Centre and Honorary Chairman of AEEDC Dubai

It gives me great pleasure to see that the UAE International Dental Conference and Arab Dental Exhibition is not only recognised to be one of the regions most reliable congresses but also considered to be an iconic meeting for Continuing Education in dentistry. Over the past 14 years, the meeting has emerged from a local specialised meeting to a global forum where dentists from all over the world convene to share their research and experiences while grasping the pulse of the dental industry.

AEEDC Dubai does not only offer quality dental programmes but has also shown to be able to initiate a learning process in the dental fraternity, which is helping General Practitioners to upgrade their existing skills and knowledge in the long run, encouraging them to interact with their peers and de-



veloping a creative niche for Oral Health Development.

Dental companies who will exhibit at AEEDC 2010 are keenly looking forward to participate in this annual gathering that provides a perfect platform to showcase all their modern dental technologies and products. AEEDC Dubai also fosters the relationship between end users and suppliers while providing dealers or manufactur-

ers with an opportunity to address the expectations from their clientele with their available services. AEEDC Dubai will host exhibitors from all around the world that will have the chance to engage in new long term business collaborations.

Having played an important role of this meeting for years myself, I would like to take this opportunity to extend a cordial welcome to all dentists, manufacturers, dental academia, private clinics, laboratories, and our distinguished guests, to be a part of AEEDC Dubai 2011, as well as contribute to its ongoing success.

I wish you a very pleasant stay in Dubai and a fruitful meeting!

Dr Tariq Khoory
Honorary Chairman of AEEDC
Dubai



Photo: Roberto Chitano

AD

The 30th Moscow International Dental Forum

Moscow 2011

The 30th Moscow International Dental Forum

Dental-Expo
international dental fair

September 26-29
Crocus Expo exhibition grounds

more than **450** exhibitors

more than **25000** attendees

more than **35** countries

www.dental-expo.com

DENTALEXPO®

At the forefront of the international dental industry

Abdul Salam Al Madani, Executive Chairman AEEDC Dubai and President of INDEX Holding

It is an immense honour for me to announce the 15th edition of the region's most dynamic dental meeting.

The UAE International Dental Conference and Arab Dental Exhibition 2010 will be held from 1-3 February, 2010, at the Dubai International Convention and Exhibition Center. It has always played a pivotal role in attracting the dental industry and its specialties that are prevalent in the region. Recently, the event has also reached out to the international dental community through its Continuing Educational programmes in a very efficient manner and is now at the forefront of the international dental industry.



An important topic this year will be dental trauma, which derives from an active collaboration with the International As-

sociation of Dental Trauma. This organisation will provide a special feature at the conference that will round off this year's regular schedule of courses, lectures and symposia.

In addition, the exhibition will promote the new dental technologies and innovations, as well as see the participation of new countries.

We invite participants, exhibitors, guests and supporters to three days of clinical and scientific enrichment in the wonderful city of Dubai.

Abdul Salam Al Madani
Executive Chairman of AEEDC
Dubai

today

About the Publisher

dti Dental Tribune International

Editorial/
Administrative Office

Dental Tribune International
GmbH
Holbeinstraße 29
04229 Leipzig
Germany
+49-341/4 84 74-3 02
+49-341/4 84 74-1 73
www.dti-publishing.com
www.dentaltribune.com

Phone
Fax
Internet

Publisher
Director of Finance
and Controlling
Managing Editor

Torsten Oemus
Dan Wunderlich
Daniel Zimmermann

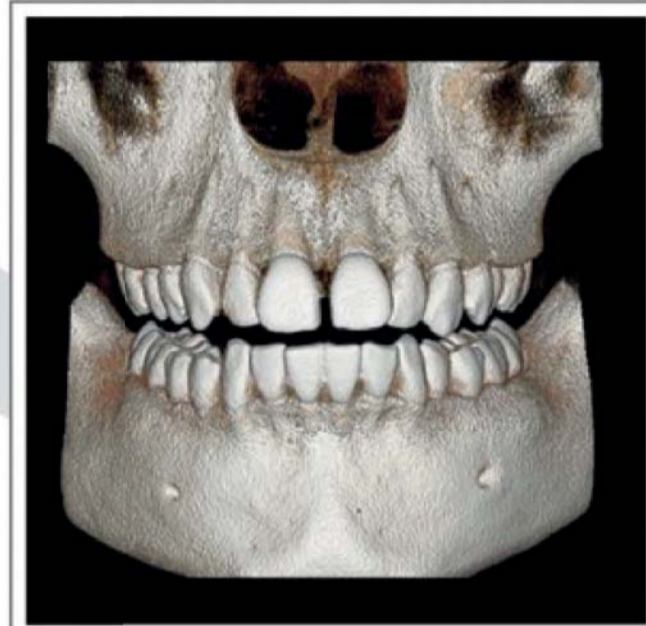
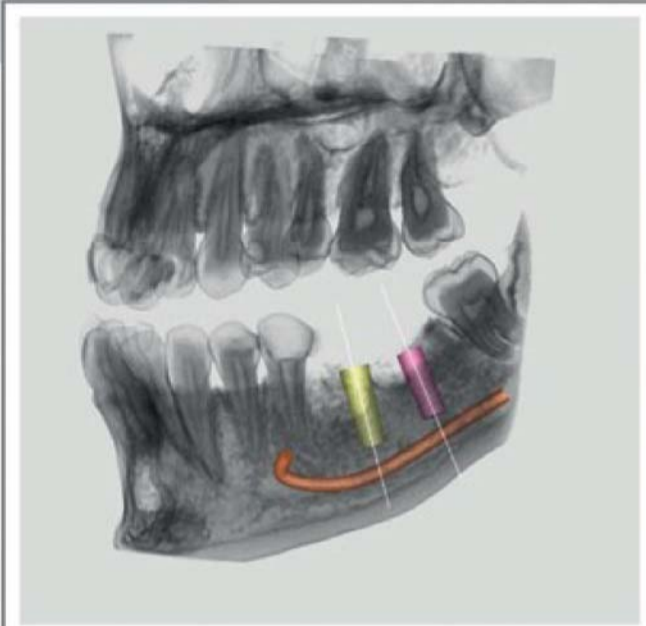
Product Manager
Production Executive
Production

Bernhard Moldenhauer
Gernot Meyer
Matthias Abicht

today AEEDC will appear at the 15th UAE International Dental Conference & Arab Dental Exhibition, Dubai, 1-3 February, 2011.

The magazine and all articles and illustrations therein are protected by copyright. Any utilisation without prior consent from the editor or publisher is inadmissible and liable to prosecution. No responsibility shall be assumed for information published about associations, companies and commercial markets. General terms and conditions apply, legal venue is Leipzig, Germany.

Image Quality is Everything!



Industry Leading High Quality **3D Cone Beam** Images Give you:

- The Clearest, Most Detailed & Most Accurate Images Available
- More Accurate & More Precise Diagnosis & Treatment Planning
- Higher Treatment Acceptance Rates = Increased Profitability
- Takes the Guess Work Out of Dentistry

"When we began looking at cone beam systems, medical CT scans were our gold standard. After several months of evaluating various systems, the PreXion 3D CBCT was the only one that provided us with the same high quality images as a medical CT, with much less radiation. That truly was the deciding factor in our purchase decision."

Edward S. Katz, DDS
Periodontist, Providence, Rhode Island

Visit us at the following events:

AEEDC Dubai, Booth #37/38
Chicago Midwinter Meeting, Booth #804
AO Annual Meeting Washington D.C.
IDS Cologne, Hall 02.2, Booth #A048
ADA Annual Session Las Vegas



Contact us today for an in-office demonstration at
(650) 212-0300 | info@prexion.com | www.prexion.com
PreXion Inc., 411 Borel Avenue, Suite 550, San Mateo, CA 94402

PreXion

PreXion3D

Quality Leader in 3D CBCT Imaging

GI restorations equally successful to amalgam

■ A method used in developing countries to restore dental cavities can be a viable alternative for conventional tooth restorations, scientists from Johannesburg in South Africa are reporting. In a systematic review involving clinical studies from China and the Middle East, they found that survival rates of restorations using the so-called Atraumatic Restorative Treatment (ART) are comparable and to some extent superior to those placed with amalgam.

Developed in Africa in the mid-80s, ART is a clinical procedure based on removing carious enamel and dentine using hand instruments only and restoring the tooth with an adhesive filling material such as glass-ionomer (GI). It is said to be painless and require minimal cavity



preparation while conserving sound tooth tissue.

The World Health Organization currently recommends the procedure for application in developing countries with limited resources for treatment as well as elderly and patients with special needs in developed countries.

In the new review, the researchers from the University of Witsrand in Johannesburg compared 27 datasets of ART restorations with amalgam fillings in Class I, II and V cavities of primary and permanent teeth from clinics in Kuwait, Syria and China. Most of them did not show a difference between the success rates of ART and amalgam restorations, they said. In fact, four comparisons were even in favour of the procedure. They recommended to verify the findings through more randomized control trials, as the studies observed were done under unclear randomized sequence allocation.

According to WHO figures, caries prevalence in developing countries is still high despite preventative measures such as water fluoridation and improved school-based dental hygiene education.

Scientists link dental X-rays to cancer

■ LONDON, UK/LEIPZIG, Germany: A joint research team from Kuwait and the UK has reported a link between dental X-rays and increased numbers of thyroid cancer. After factoring X-rays taken of 300 patients in a hospital in Kuwait, they found that men and women who had had up to four dental X-rays were more than twice as likely to have developed the disease than those who had never had any dental X-rays. For those patients who had had between five and nine X-rays, their risk rose more than four-fold.



Although thyroid cancer is one of the least deadliest cancers, incident rates have almost doubled in countries like Australia in recent years.

The findings are consistent with previous reports of increased risk of thyroid cancer in dentists, dental assistants, technicians and X-ray workers, suggesting that sensitivity of the thyroid to radiation is not necessarily related to direct irradiation of that organ but to any exposure to ionizing radiation. Besides thyroid cancer, significant risks have been also observed for leukaemia and cancers of the breast.

The researchers warned that the results of their study "should be treated with caution" because the data was based on self-reporting by the participants and the fact that other factors could be contributing to the increase in thyroid cancer cases. Further research is required to confirm the exact effect of dental X-rays, they added.

"It is important that our study is repeated with information from dental records, including frequency of X-rays, age and dose at exposure," Dr Anjum Memon, Senior Lecturer and consultant in Public Health Medicine at Brighton and Sussex Medical School, who led the study, said. "If the results are confirmed, then the use of X-rays as a necessary part of evaluation for new patients, and routine periodic dental radiography, particularly for children and adolescents, will need to be reconsidered, as will a greater use of lead collar protection."

AD



The best of two worlds. Identium®

Polyether

A-Silicone

Identium®

Utilizing the best characteristics of two well-known impression materials, Kettenbach has developed an entirely new one: Vinylsiloxanether.® Designed especially for the one-step impression technique: Identium.®

Visit us at booth
No. 377

For more information: Kettenbach GmbH & Co. KG, Im Heerfeld 7, 35713 Eschenburg · Germany
Phone: +49 (0) 2774 7050, www.kettenbach.com

020819_1409

Sex virus to save from death through oral cancer

Patients who suffer from certain types of head and neck cancer are more likely to survive following treatment if the tumor was caused by a papillomavirus (HPV), scientists from the University of Sydney in Australia report. According to their research published in the latest issue of the *British Journal of Cancer*, patients with HPV positive tumours of tonsil and base of the tongue are four times less likely to die than patients whose cancers did not follow a HPV infection.

Furthermore, the cancer was three times less likely to recur at the primary site in patients with HPV positive cancers.

The scientists examined 198 Australians with advanced oropharyngeal cancer for an average of two years. The patients had received surgery or radiotherapy for the disease. Dr Angela Hong, lead author from the University of Sydney, said: "The beneficial HPV effect was seen regardless of the type of treatment they had. Various clinical trials are now in development to tailor treatment according to HPV status of tumours."

Dr Lesley Walker, director of information at Cancer Research UK, predicts beneficial effects on prospective treatments: "It's possible that, in the future, patients with HPV positive can-

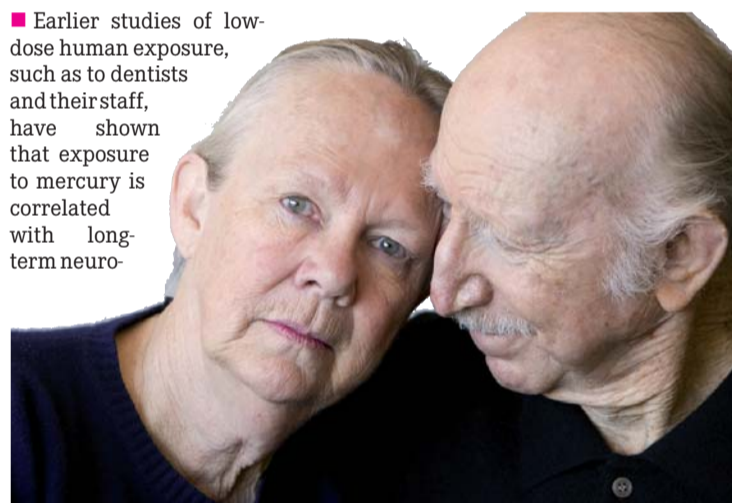
cers may be able to have less intensive forms of treatment which would reduce the side effects of therapy."

"In addition to its role in cancer of the oropharynx, HPV causes most if not all cervical cancer and increases the risk of cancer of the vagina, penis and anus", she adds.

HPV is spread through all types of close sexual contact, however, the use of condoms and vaccination reduces the risk of infection, expert say. Smoking and drinking alcohol are other factors to increase the chance of developing head and neck cancer.

New evidence shows mercury to drive Alzheimer's

Earlier studies of low-dose human exposure, such as to dentists and their staff, have shown that exposure to mercury is correlated with long-term neuro-



logical or psychological harm. The new review is one of the first that tried to find a systematic link between memory deficits and increased levels of mercury found in Alzheimer patients.

According to Professor Harald Walach, PhD, Viadrina European University in Frankfurt

(Oder), patients with silver fillings are exposed to 1–22 µg mercury per day of which the majority accumulates inside the brain. The metal binds with selenium, a substance responsible for preventing oxidative stress which can lead to cell death and early aging, he added. Removing mercury from medical and ecological cycles could

slow down cell death and prevent the development of dementia and possibly other forms of neurological disorders including Parkinson.

"The situation is similar to the early 1970's regarding smoking: substantial experimental evidence existed, but human studies were inconclusive at the time and were under attack by groups with a vested interest," Walach told *Dental Tribune ONLINE*. "To wait until irrefutable evidence has accumulated is not the best option in view of what we already know about the toxicity of mercury."

Amalgam is still the most common type of fillings used by dentists worldwide. It is only banned in Sweden and restricted in Norway and Denmark.

Nano coating raises hopes in fighting antibiotic resistance

The emergence of antibiotic resistant bacteria is becoming a major problem in the fight against hospital-related infections. Researchers from New York and Albany in the United States have now reported the successful testing of a new nanoscale coating that can be used for surgical equipment or hospital walls and kills even super-resistant bugs like Methicillin-resistant *Staphylococcus aureus* (MRSA) within 20 minutes of contact.

MRSA is a bacteria-strain usually found on the skin and sometimes nasal passages of healthy people from where it can find its way into the body through cuts or healthcare-related equipment like catheters and breathing tubes. Infections

caused by MRSA are difficult to treat because they do not respond to antibiotics used to treat staph infections such as penicillin or cephalosporin. In countries like the UK, more than 1,000 patients die of MRSA-related infections per year.

The new coating, which is based on a natural enzyme called lysostaphin, can be used with any type of surface furnishes the researchers said. In a field test, they mixed it with ordinary latex house paint, which was used to paint a number of walls in the Albany Medical College. They found that lysostaphin, which is only toxic to MRSA, works by first attaching itself to the bacterial cell wall and then kills it by slicing it open.

"It's very effective. If you put a tiny amount of lysostaphin in a solution with *Staphylococcus aureus*, you'll see the bacteria die almost immediately," said Ravi Kane, a professor in the Department of Chemical and Biological Engineering at the Rensselaer Polytechnic Institute in Troy, New York. "At the end of the day, we have a very selective agent that can be used in a wide range of environments—paints, coating, medical instruments, door knobs, surgical masks—and it's active and it's stable."

Kane added that the coating has a dry storage shelf life of up to six months and can be washed repeatedly without losing effectiveness.

Diverse needs.

Anesthetics

Needle Systems

Syringes

Infection Control

Restorative Materials

 **NOVOCOL**
www.novocol.com

“Delivering Science & Technology”

AEEDC Dubai 2011 Conference Programme, 1–3 February, 2011

Tuesday, 1 February, 2011

AEEDC Conference Hall (Sponsored by Listerine)

9:30–10:15

Integration of the TenBrook T1 Passive Self-Ligating Bracket System into an Established Orthodontic Practice.

Speaker: Robert Brewka

10:15–11:00

Smart Mechanics: Make the Prescription work for you.

Speaker: Sasil Poonen

11:15–11:45

Soft tissue Periodontal considerations enhance function and aesthetics for your patient

Speaker: Yasser Khabbaz

11:45–12:45

Antiseptic Mouthrinses: Impact on Health

Speaker: Sebastian G. Ciancio

2:00–3:00

Peri-implant Mucositis/Implantitis: A Periodontal Perspective

Speaker: Sebastian G. Ciancio

3:00–4:00

How to avoid implant esthetics nightmares

Speaker: Home Lay Wang

4:00–5:00

Regeneration in Periodontics and Endodontics

Speaker: Khalid Al Hezaimi

5:00–5:30

Zirconium-Technological possibilities, limitations and solutions

Speaker: Ihsan Al Hamadi

AEEDC Conference Hall IADT Symposium in Oral Traumatology

9:30–10:15

Wound healing subsequent to injury

Speaker: Jens O. Andreasen

10:15–11:00

Treatment of crown fractures and how to optimize esthetics in anterior region

Speaker: Hani F. Ounsi

11:15–11:45

Luxation and tooth avulsion

Speaker: Jens O. Andreasen

11:45–12:45

Revascularization of the pulp after trauma

Speaker: Asgeir Sigurdsson

2:00–2:45

Pulpal complications and infection-related root resorption

Speaker: Leif K. Bakland

2:45–3:30

MTA in dental traumatology

Speaker: Leif K. Bakland

3:30–4:15

Dentoalveolar ankylosis and its management

Speaker: Barbro Malmgren

4:15–5:00

Orthodontic considerations in trauma patients

Speaker: Roy Sabri

5:00–5:30

Modern treatment principles of maxillofacial fractures

Speaker: Said Halab

AEEDC Conference Hall (Sponsored by Pierre Fabre Oral Care)

9:30–10:15

Treatment of Gingival Recessions

Speaker: Axel Berens

10:15–11:00

The current concepts of the treatment of gingival recession

Speaker: Zameera Mohammed

11:15–12:00

Occupational exposures in dentistry and post-exposure management

Speaker: Kathy Eklund

12:00–12:45

Functional Posterior Restorations—Achieving Superior Clinical Outcomes with Smart Dentine Replacement Technology

Speaker: Thomas Attin

2:00–2:45

Diagnosis and Treatment of Peri-Implant Diseases

Speaker: Stefan Renvert

2:45–3:30

The Duet of Implants and Aesthetics Depend on Occlusal Harmony

Speaker: Chris Mei

3:30–4:10

Control of the High Angle Malocclusion

Speaker: Derek Mahony

4:10–5:30

Iniscrews in orthodontics 2010—state of the art

Speakers: Axel Berens & Dirk Wiechmann

AEEDC Conference Hall (Sponsored by Colgate)

9:30–10:30

New Technology and Injections Techniques for Delivery of Local Anesthesia to Pediatric Patients

Speaker: Eugene R. Casagrande

10:30–11:00

Molar Incisor Hypomineralization: “A new Understanding of An Old Problem”

Speaker: Mona Al Sane

11:15–12:00

Endodontic Scolutions: Strategies for Endodontic Predictability and Profitability

Speaker: Gary Glassman

12:00–12:45

One Visit Reciprocating Endodontics:

Safe, Predictable, Successful

Speaker: Allan S. Deutsch

2:00–2:45

Changing the paradigm in anterior restorations: Composites vs. ceramics

Speaker: Eduardo Mahn

2:45–3:15

Silorane-Based Dental Composites (Past, Present & Future)

Speaker: Manal Mohamed Shira

3:15–4:00

Sinus Lifting Procedures: A Critical Clinical Review

Speaker: Christian Makary

4:00–4:45

Tibial Graft in Secondary Alveolar Cleft Reconstruction

Speaker: Anwar Al Khaja

4:45–5:30

Uses of Bone Expanses in Managing Narrow Ridge and Soft Bone

Speaker: Ahmed HalimAyob

Wednesday, 2 February, 2011

AEEDC Conference Hall (Sponsored by Listerine)

9:00–9:30

Micro CT Forum Introduction

Speaker: Saud Orfali

9:30–10:15

What to do before scan and what to expect?

Speaker: Mr. Nagaraju Kunchapu

10:15–11:00

Microcomputed Tomographic Imaging in Periodontology

Speaker: Fawad Javed

11:15–12:00

Micro-CT Applications in Endodontics

Speaker: Emad Shwaimi

12:00–12:45

Micro-CT Analysis of Restorative Procedures and Outcomes: The 3-dimensional Truth

Speaker: Ziad Salameh

2:00–2:45

Impacted Canines

Speaker: Derek Mahony

2:45–3:15

Predictable Maxillary Molar Distalization in the correction of class II Malocclusion

Speaker: Ramesh Sabhlok

3:15–4:00

Uses of CBCT in Prosthodontics

Speaker: Ekram Ibrahim Hassan

4:00–4:45

Benign and Malignant Pathology of the Jaws:

A CBCT view

Speaker: Juan Yepes

4:45–5:30

The Current Role of Imaging in Assessing TMD Symptoms Using MRI and Cone Beam 3D

Speaker: Ghabi A. Kaspo

AEEDC Conference Hall IADT Symposium in Oral Traumatology

9:00–9:45

Dental injuries in pediatric patients

Speaker: Marie Therese Flores

9:45–10:30

Psychological management of young trauma patients

Speaker: Dina Debaybo

10:30–11:00, 11:15–12:00; 12:00–12:45

Oral presentation of Scientific Reports

2:00–2:45

Considerations in growing patients

Speaker: Lars Andersson

2:45–3:30

Autotransplantation of teeth in anterior region; why, when, how?

Speaker: Mitsuhiro Tsukiboshi

3:30–4:15

Implants in the anterior region

Speaker: Jan Gottlow

4:15–5:15

Dental Trauma Guide—an interactive web tool for diagnosis, treatment and prognosis

Speaker: Jens O. Andreasen

5:15–5:30

Awards to best Oral and Poster presentations

Concluding remarks

Speaker: Jens O. Andreasen

AEEDC Conference Hall (Sponsored by Pierre Fabre Oral Care)

9:00–10:00

Six vs. Four Handed Dentistry Utilizing Microscope

Speaker: MaciejGoczewski

10:00–10:30

Pain Management In Daily Dental Practice: Beyond Efficacy There Is A Need For Balance And Comfort

Speaker: Michel Brex

10:30–11:00

Hypersensitivity Management in Dental Practice

Helme Altaee

1:15–12:00

Planning a customized smile design

Speaker: Christian Coachman

12:00–12:45

Invisible restorations with direct resin composites: a possible challenge?

Speaker: Simone Grandini

2:00-3:00

Routine anti-inflammatory care: solutions from natural origins
Speaker: Ben Salma

3:00-3:45

Temporomandibular Disorders: The Aspects Myofascial Pain, Pain Referral and the TMD Patient
Speaker: Ghabi A. Kaspo

3:45-4:30

Neurolinguistic Programming (NLP) For Dentists
Speaker: Ms. Beryl Comar

4:30-5:00

Photo-Activated Disinfection of Root Canal (PAD)
Speaker: Maryam Kuzekanani

5:00-5:30

After 15 years of NiTi in Endodontics: new approaches of design for better cleaning and shaping
Speaker: Jean Philippe Mallet

AEEDC Conference Hall (Sponsored by Colgate)

9:00-9:40

Implant Therapy: Simple Safe and Aesthetic
Speaker: Daniel Hess

9:40-10:30

Guided Bone Regeneration: Factors affecting the healing
Speaker: Nikos Donos

10:30-11:00

Reconstructive Surgery and Dental Implants: An Overview and Research Advancements
Speaker: Hani A. Salam

11:15-12:15

Dentine Hyper Sensitivity: New Management Approaches
Speaker: Fotinos S. Panagakos

12:15-12:45

The Science of Stem Cells
 New Vistas to Manage Dental Caries
Speaker: Shobha Tandon

2:00-3:30

Immediate extraction implantation, interest, procedures and limits
Speakers: Pascal Paldino & Michel Brunel

3:30-4:30

Chronic Inflammation, its Role in Oral-Systemic Health and its Management by Chemotherapeutic Agents
Speaker: Fotinos S. Panagakos

4:30-5:00

How Laser Can Boost Your Practice in Implant Surgery
Speaker: Gilles Chaumanet

5:00-5:30

Laser-Assisted Dentistry: An Established Method
Speaker: Alfred Hans Resch

Thursday, 3 February, 2011

AEEDC Conference Hall (Sponsored by Listerine)

9:00-9:30

Adequacy and Perfection in Endodontics
Speakers: Ahmed Al Kahtani

9:30-10:15

Creating a Clinically Successful Endodontic Post & Core Restoration
Speaker: Allan S. Deutsch

10:15-11:00

Direct pulp capping with different materials in vivo
Speaker: Khalid Al Fouzan

11:15-12:15

Basic Concepts To Help You Avoid Complications During Third Molar Extraction
Speaker: Robert Edwab

12:15-12:45

Prophylaxis of infective endocarditis in oral and dental practice: What has changed?
Speaker: Boukais Hamid

2:00-3:30

Adult Orthodontics Issues: Apical Root Resorption and Rapid Orthodontics Strategies
Speakers: Donald Fergusson & Jon Artun

3:30-4:15

Locating, Negotiating and Shaping Calcified Orifices and Narrow Root Canals.
Speaker: Roger Rebeiz

4:15-5:00

Lingual Orthodontics and Orthognatic surgery
Speaker: Axel Berens

5:00-5:30

Zirconium and Metal Ceramic—things to discuss
Speaker: Ihsan Al Hamadi

AEEDC Conference Hall

9:00-11:00

Optimization of Esthetics, Strength and Predictability of CAD/CAM Restorations in Clinical Practice
Speakers: Michael Dieter & Joerg Vogt

11:15-12:45

Optimization of Esthetics, Strength and Predictability of CAD/CAM Restorations in Clinical Practice
Speakers: Michael Dieter & Joerg Vogt

2:00-3:00

Teamwork in Marketing Prevention
Speaker: William Che Wung

3:00-3:30

Cone Beam Computed Tomography (CBCT),

Diverse solutions.

We at Novocol have combined our experience with innovative thinking to generate a higher standard of quality in the products you deserve. When you choose Novocol, you know leadership and experience are on your side.

**Visit Novocol:
 AEEDC 2011 at Booth 204**

For more information,
 contact: Michael Cohen
mcohen@novocol.com

NOVOCOL
www.novocol.com



How to improve your practice outcome and increase your income by using CBCT
Speaker: Ekram Ibrahim Hassan

3:30-4:00

21st Century Computer-Controlled: Local Anesthesia
Speaker: Eugene R. Casagrande

4:00-4:30

How to Improve your Endodontic Result
Speaker: Nehal Sharaf

4:30-5:30

Heart Attacks, Strokes or Fainting—what to do?
Speaker: Annie Browne

AEEDC Conference Hall (Sponsored by Pierre Fabre Oral Care)

GCC Preventive Dentistry Conference

8:30-9:00

Opening Ceremony and Speeches
Speakers: Mr. Abdul Salam Al Madani, Abdullah R. Al Shammery

9:00-9:30

Oral & Dental Health Promotion Strategies for Children Aged 0-18 Years Old
Speaker: Azhar Ali Ahmed Naseeb

9:30-10:00

Oral Health Preventive Programmes at Ministry of Health, Kingdom of Saudi Arabia: An update
Speaker: Adel Al-Rusayes

10:00-10:30

Prevention of Early Carious Lesions: Experience of School Oral Health Program, Kuwait-Forsyth
Speaker: Hannan A. Boodai

10:30-11:00

Discussion

11:15-11:45

GCC Oral Health Week 2010: Riyadh Colleges of Dentistry and Pharmacy Experience
Speaker: Abdullah R. Al Shammery

11:45-12:15

The retention of pit and fissure sealants placed in primary school children in North Sharqia Region
Speaker: Ossama Nabil Ahmed Ibrahim

12:15-12:45

Discussion

2:00-2:30

Preventive Dentistry in Dental Education: Where do we stand?
Speakers: Khalifa S. Al-Khalifa

2:30-3:00

Dental caries status of first permanent molars and treatment modalities provided for school children age 6-10 years attending Dubai Health Authority health centers
Speakers: Hamideh Abdul Qader Daryanavard

3:00-3:30

The Gulf Oral Health Week; A Snapshot of the Preventive Program Carried Out in Al-Hassa Region, Saudi Arabia
Speaker: Nadya A. Al-Ghannam

3:30-4:00

Evidence based Approach for the Use of Fluoride in Prevention
Speaker: Shaikha Alkubaisi

4:00-4:30

The Role of Oral Health Knowledge, Education in Promotion and Prevention Strategy
Speaker: Radia Ishaq

4:30-5:00

Smoking and Periodontal Health
Speaker: Fadel M. Kamber

5:00-5:30

Discussion

10:30-11:00

The Inman Aligner and a Re-Invention of An Amazing Tool For Cosmetic Dentistry
Speaker: Tif Qureshi

11:15-11:45

Stem cells: Regenerating Hope
Speaker: Shobha Tandon

11:45-12:45

Tissue Intergration of Implants with a conus abutment Joint
Speaker: Martin Groten

2:00-3:00

Long-Term Behavior of Screw type Implants of Enhanced Primary stability
Speaker: Martin Groten

3:00-3:30

Muscle Endurance Versus Muscle Strength and its effect on postural strain
Speaker: Naima Mohammed Saleh

3:30-4:00

Common Musculoskeletal conditions in Dental Professionals: Etiology, Prevention, and Management
Speaker: Meer Ibrahim

4:00-4:30

Dental Ergonomics
Speaker: Maciej Goczewski

4:30-5:30

Soft tissue considerations around teeth and implants
Speaker: Korkud Demirel

AEEDC Conference Hall (Sponsored by Colgate)

9:00-9:45

Current Controversies in oral medicine: Dry Mouth and Burning Mouth
Speaker: Juan Yepes

9:45-10:30

Pediatric Dentistry
Speaker: Dina Debaybo

Subject to change. Last update was 17 January, 2011. Times in am/pm format.

AD

Dental South China 2012
 International Expo 华南国际口腔展

Dental South China
 March 7-10, 2012
 中国·广州 Guangzhou, CHINA

Top Dental Show in China | 顶尖盛事博览牙科

17th Dental South China International Expo
www.dentalsouthchina.com

时间: 2012年3月7-10日
 地点: 中国·广州
 广东国际科技贸易展览公司

March 7-10, 2012 Guangzhou, China
 Guangdong International Science & Technology Exhibition Company(STE)
 Tel: 0086-20-83549150 83517122
 Fax: 0086-20-83549078 Email: dental@ste.cn

AD

SIDEX 2011
 Seoul International Dental Exhibition & Scientific Congress 2011

coex SEOUL
 JUNE 24-26, 2011

www.sidex.or.kr

81-7 Songjung-dong Sungdong-gu, Seoul 133-837, Korea
 Tel: +82-2-498-9146 Fax: +82-2-498-9147
 E-mail: sda@sda.or.kr URL: www.sidex.or.kr

Visit us
on the booth n° 09

We  to create



Temporary Gingival Retraction

- Respect of the Periodontium
- Fast and painless procedure
- Hemostatic effect

NEW!

**Whitefox
3D - CBCT System**

- Bone density management
- Very high definition image
- Exclusive design



**New Powerful Dual Surgical Center
with LED Lighting**

- Most powerful piezo-ultrasonic surgical instruments
- Strongest implant/surgical brushless micromotor
- Unique LED/cold light



pspix

**ONE - you shoot,
TWO - you scan**

- Reusable imaging plates
- Readout process of 4.3 seconds
- Consistent image quality
- Smart and compact

