

DENTAL TRIBUNE

The World's Dental Newspaper • United Kingdom Edition 

PUBLISHED IN LONDON

www.dental-tribune.co.uk

VOL. 11, No. 1



FINANCES

Dental lawyer Alan Suggett about the Making Tax Digital scheme and why it is another headache for dentists.

► Page 8



INTERVIEW

Dr Kashif Hafeez speaks about the fundamentals of patient-centred care and why it should be implemented in every practice.

► Page 10



ORTHO TRIBUNE

Read the latest news and clinical developments from the field of orthodontics in our specialty section included in this issue.

► Page 17

Tough Brexit could affect UK dentistry

Mydentist Clinical Services Director warns of shortages and rising costs

By DTI

LONDON, UK: Earlier this month, Parliament cleared the way for government to invoke Article 50 in March that will open negotiations for the country to leave the European Union. Prime Minister Theresa May announced earlier this year that the UK will not remain in the single market regardless of the deal negotiated with Brussels. In an article, mydentist Clinical Services Director and member of the Association of Dental Groups Dr Steve Williams has now warned that this version of Brexit could have serious implications for dentistry in the UK.

Exploring the potential consequences of the referendum outcome, Williams said that NHS dentistry could be one of the areas most likely to suffer from the country leaving the EU.

“Dentistry is one of the areas of NHS care that is most heavily dependent on EU trained professionals,” he said. “It will be vital to ensure that Brexit does not undermine our ability to provide NHS dental care by inadvertently disrupting the supply of dentists in the UK.”

Currently, almost one-fifth of dentists currently registered with



Brexit graffiti on a wall. Prime Minister Theresa May announced earlier this year that Britain will not stay in the single market regardless of what deal is negotiated with the EU.

the General Dental Council are from Europe. To withdraw these professionals from the workforce would be devastating, especially in underserved areas, where there is already a shortage, according to Williams.

“The UK dental market relies strongly on the European workforce. Without them, the profes-

sion’s ability to recruit would be greatly affected. Unless training places can be increased, there will be a continued need for additional European dentists throughout the UK,” he explained.

The government has announced no specifics about the status of EU nationals in the UK after the country has left the EU; however,

the protection of their rights was included in the 12-point plan announced by PM May to guide the Brexit process.

“Any announcement made on whether European professionals will be allowed to stay in the UK will be hugely beneficial for dentistry, as at least some stability will be guaranteed,” Williams said.

Practice owners should expect the prices of consumables and materials to increase as a result of the plummeting exchange rate between the pound and other currencies.

“We are already seeing a ripple effect as a result of the referendum outcome. Indeed, not only did the pound plummet to a 35-year low shortly after the vote—which will likely continue to fluctuate and generally worsen as we get closer to Article 50 being triggered, but the exchange rate is also extremely poor right now,” Williams said.

Things are not all bad, however, as a split from Europe could also mean restructuring legislation.

“There are a number of EU laws that affect dental practices—including regulations on tooth whitening and the concentration of hydrogen peroxide that can be used. What’s more, current EU legislation prevents the transfer of NHS contracts by any way except through the partnership route, which could change if the UK decides to create its own commissioning rules. The problem is that so much legislation will require changing, that it will be several years after leaving the EU before anything will actually take affect,” Williams said.

King’s proves method to help teeth repair themselves

By DTI

LONDON, UK: Scientists from the Dental Institute at King’s College London have reported on a new approach found to be successful in mobilising the growth of stem cells inside teeth. By delivering a specific type of small molecules through biodegradable collagen sponges in mice teeth, they were able to almost completely repair

carious lesions within only six weeks.

According to the researchers, who published their results earlier this week in the *Scientific Reports* journal, as the sponges degraded over time, new dentine almost entirely formed in their place. Using this tooth’s natural ability to repair itself, the new approach could potentially reduce the need

for fillings or dental cements, particularly for the repair of larger cavities, they said.


Currently, there are a number of trials underway worldwide that seek to use dental stem cells to repair tooth defects. Alternative ways to induce dentine regeneration include the use of keratin proteins and synthetic materials. At King’s, the scientists used small-molecule

glycogen synthase kinase (GSK-3) antagonists to mobilise cell growth, including Tideglusib, which could also help to fast-track the new approach to use in the practice, according to the researchers, as it has already been used in clinical trials to treat Alzheimer’s and other neurological diseases.

“The simplicity of our approach makes it ideal as a clinical

dental product for the natural treatment of large cavities, by providing both pulp protection and restoring dentine,” lead author of the study and head of King’s Craniofacial Development and Stem Cell Biology Division Prof. Paul Sharpe said. “In addition, using a drug that has already been tested in clinical trials for Alzheimer’s disease provides a real opportunity to get this dental treatment quickly into clinics.”

The report, titled “Promotion of natural tooth repair by small molecule GSK3 antagonists”, was published in *Scientific Reports*.



Newcastle figures question reporting of dental emergencies

By DTI

LONDON, UK: With NHS trusts in crisis all over Britain, new estimates by Newcastle University's Centre for Oral Health Research have indicated that a much higher number of people in the UK may present to medical emergency departments with dental problems than commonly believed. According to the three-year study, which looked at coded A & E attendance data from the Newcastle upon Tyne Hospitals NHS Foundation Trust, almost 1 per cent of all emergencies were people with some form of dental problem.

Putting these figures in a national context, the results suggest that ten times more people with dental complaints are visiting emergency departments than in-



Accident and Emergency entrance of St Thomas' Hospital in central London.

dicated in official government figures. While the latter estimated the number of dental emergencies to be 15,000 in 2014/2015, it could actually be almost 150,000, adding to the already huge pressure that A & E departments face in the UK.

Calculations by the British Dental Association have suggested that the additional burden amounts to £15 to 16 million per year for trusts, which are also not equipped to deal with many of these problems.

"If you experience toothache without significant other symptoms, then heading to a hospital's A&E department isn't always necessarily the best option. Ensuring that patients are treated in the right place, at the right time, by the right team is essential for both the patient and the wider public, not just to ensure appropriate diagnosis and treatment but also to reduce unnecessary care and personal costs," said lead author of the study Dr Justin Durham, who also works as an honorary consultant at Newcastle upon Tyne Hospitals NHS Foundation Trust.

"This paper, and other recently published data from Newcastle University's Orofacial pain research team, suggest there are potentially significant problems in the care pathways both for toothache, and also the group of conditions that cause persistent mouth and face pain such as Temporomandibular Disorders and Trigeminal Neuralgia."

"We are seeing patients who need our care pushed towards medical colleagues who aren't equipped to treat them. As long as government keeps slashing budgets, and ramping up charges we will keep seeing more of the same," added Dr Henrik Overgaard-Nielsen, Chair of the British Dental Association's General Dental Practice Committee, on the figures.

"GPs and A&E medics are having to pick up the pieces, while government's only strategy is to ask our patients to pay more in to plug the funding gap," he also said.

Overall, there were 2,504 visits to the trust's A & E department owing to dental complaints and 10 per cent of these were by patients who had attended the department for dental problems before.

IMPRINT

GROUP EDITOR/MANAGING EDITOR DT UK:
Daniel ZIMMERMANN
newsroom@dental-tribune.com
Tel.: +44 161 223 1830

EDITORS:
Kristin HÜBNER
Yvonne BACHMANN

ONLINE EDITOR/SOCIAL MEDIA MANAGER:
Claudia DUSCHEK

MANAGING EDITOR & HEAD OF DTI COMMUNICATION SERVICES:
Marc CHALUPSKY

JUNIOR PR EDITOR:
Brendan DAY

COPY EDITORS:
Hans MOTSCHMANN
Sabrina RAAFF

CLINICAL EDITORS:
Magda WOJTKIEWICZ
Nathalie SCHÜLLER

PUBLISHER/PRESIDENT/CEO:
Torsten R. OEMUS

CHIEF FINANCIAL OFFICER:
Dan WUNDERLICH

BUSINESS DEVELOPMENT MANAGER:
Claudia SALWICZEK-MAJONEK

PROJECT MANAGER ONLINE:
Tom CARVALHO

JUNIOR PROJECT MANAGER ONLINE:
Hannes KUSCHICK

E-LEARNING MANAGER:
Lars HOFFMANN

MARKETING SERVICES:
Nadine DEHMEL

SALES SERVICES:
Nicole ANDRÄ

ACCOUNTING SERVICES:
Anja MAYWALD
Karen HAMATSCHEK
Manuela HUNGER

MEDIA SALES MANAGER:
Antje KAHNT (International)
Barbora SOLAROVA (Eastern Europe)
Hélène CARPENTIER (Western Europe)
Maria KAISER (North America)
Matthias DIESSNER (Key Accounts)
Melissa BROWN (International)
Peter WITTECZEK (Asia Pacific)
Veridiana MAGESWIKI (Latin America)

EXECUTIVE PRODUCER:
Gernot MEYER

ADVERTISING DISPOSITION:
Marius MEZGER

DESIGNER:
Franziska SCHMID

INTERNATIONAL EDITORIAL BOARD:
Dr Nasser Barghi, Ceramics, USA
Dr Karl Behr, Endodontics, Germany
Dr George Freedman, Esthetics, Canada
Dr Howard Glazer, Cariology, USA
Prof. Dr I. Krejci, Conservative Dentistry, Switzerland
Dr Edward Lynch, Restorative, Ireland
Dr Ziv Mazor, Implantology, Israel
Prof. Dr Georg Meyer, Restorative, Germany
Prof. Dr Rudolph Slavicek, Function, Austria
Dr Marius Steigmann, Implantology, Germany

Published by DTI

DENTAL TRIBUNE INTERNATIONAL
Holbeinstr. 29, 04229, Leipzig, Germany
Tel.: +49 341 48474-302
Fax: +49 341 48474-173
info@dental-tribune.com
www.dental-tribune.com

Regional Offices:

UNITED KINGDOM
535, Stillwater Drive 5
Manchester M11 4TF
Tel.: +44 161 223 1830
www.dental-tribune.co.uk

DT ASIA PACIFIC LTD.
c/o Yonto Risio Communications Ltd,
Room 1406, Rightful Centre,
12 Tak Hing Street, Jordan,
Kowloon, Hong Kong
Tel.: +852 3113 6177
Fax: +852 3113 6199

DENTAL TRIBUNE AMERICA, LLC
116 West 23rd Street, Suite 500, New York,
NY 10011, USA
Tel.: +1 212 244 7181
Fax: +1 212 244 7185

© 2017, Dental Tribune International GmbH

DENTAL TRIBUNE

The World's Dental Newspaper - United Kingdom Edition

All rights reserved. Dental Tribune makes every effort to report clinical information and manufacturer's product news accurately, but cannot assume responsibility for the validity of product claims, or for typographical errors. The publishers also do not assume responsibility for product names or claims, or statements made by advertisers. Opinions expressed by authors are their own and may not reflect those of Dental Tribune International. Scan this code to subscribe our weekly Dental Tribune UK e-newsletter.



AD

Diploma in Operative Dentistry
A new two-year, part-time course, starting April 2017
An opportunity to enhance your operative skills while continuing to work in practice

KING'S
College
LONDON



Programme summary

- Designed for newly qualified dentists and experienced practitioners working in general practice.
- Develops technical, diagnostic and treatment planning skills to practice modern clinical operative dentistry.
- Delivers a blend of practical training, clinical practice under supervision, and seminars.

Programme details

- A new postgraduate diploma offered by King's College London and King's College Hospital.
- Designed by the Department of Restorative Dentistry and taught by leading experts in Operative Dentistry.
- 44 contact days over two years at the Dental Institute's Denmark Hill Campus.

Find out more and apply:


www.kcl.ac.uk/study/postgraduate/taught-courses/operative-dentistry-pg-dip.aspx

King's College Hospital **NHS**
NHS Foundation Trust

Cutting-edge design based on 45 years of experience



Jack Hahn, DDS



Color-coded platform for matching restorative components

Machined collar to facilitate soft tissue maintenance

Sharp buttress thread for good primary stability in all bone types

Tapered body for use in anatomically constricted areas

Industry standard conical prosthetic connection for excellent seal, stability, and strength

Coronal micro-threads for crestal bone preservation

Proven resorbable blast media (RBM) surface with proprietary processing to promote osseointegration

Dual-lead thread pattern with self-tapping grooves for swift insertion

Hahn Tapered Implant is a trademark of Prismatic Dentalcraft, Inc.

For more information

+49 (0) 69-2475 144 30

glidewelldirect.com | orders@glidewelldental.de

Glidewell Direct is actively seeking distribution channels

GLIDEWELL DIRECT EUROPE
CLINICAL AND LABORATORY PRODUCTS

Oral health improving, but not equally

By DTI

LONDON, UK: Compared with other countries in Europe, UK children score relatively low on the DMF index. Despite significant improvements in the state of oral health since the early 1990s, however, a large gap exists between children of different economic backgrounds, a new national health report has indicated.

The 144-page paper published by the Royal College of Paediatrics and Child Health (RCPCH) in London on the state of health in children in all four countries found that 5-year-olds living in the most deprived areas of England, Northern Ireland and Wales are three times more likely to suffer severe tooth decay than those residing in the most affluent areas.

Regarding the number of 5-year-olds with no obvious signs of tooth decay, England and Scotland had the largest proportion (70 in 100 children), while Northern Ireland and Wales lagged behind, with 60 and 59 in 100 children, respectively.

Nevertheless, children in Northern Ireland showed the most noticeable oral health improvement



The oral health status of a child in the UK depends on where they live or what economic background it has.

since 2003, together with Scotland, the report stated.

Caries remains the single most common reason that children aged 5 to 9 require admission to hospital, in many cases needing general anaesthetic for tooth extraction, it also said.

The figures for the report were derived from the Children's Dental Health Survey for England, Northern Ireland and Wales and the National Dental Inspection Programme for Scotland. Despite the noticeable improvement in the oral health of children, it recommended the implementation

and evaluation of national oral health programmes for children and young people across the country, building on existing initiatives, including Childsmile and Designed to Smile. It also called for improving access to dental check-ups as soon as the first tooth erupts and for water fluoridation in areas where there is high tooth decay.

Another key factor for the eradication of tooth decay, according to the report, is the prevention of children consuming high-sugar food, particularly drinks, through education and national initiatives to reduce sugar in children's food.

“We support all the recommendations contained in the report, the most important from the point of view of our patients is for universal early years public health services to be prioritised with targeted help for children and families experiencing poverty,” commented media spokesperson of the British Society of Paediatric Dentistry and paediatric dentistry consultant Dr Claire Stevens, in Westminster yesterday. “I trust that, as intended, the report will be a springboard for more campaigning and more change, especially in relation to early intervention and prevention in children's oral health.”

Looking at a comprehensive list of 25 indicators, the RCPCH report identified some of the major issues concerning the health of UK children and recommended key actions for each government to improve the situation.

Educators recognised in New Year Honours

By DTI

LONDON, UK: Two dental professionals have made it to the Queen's New Year Honours list this year. Acknowledged for their contributions to dental education and services to oral health were Associate Dean for Equality and Inclusion Prof. Elizabeth Kay at Plymouth University's Peninsula School of Dentistry and Sarah Marianne Murray, Head of Centre and Pro-

gramme Lead at Queen Mary University of London's Institute of Dentistry.

Both women were appointed Members of the Order of the British Empire (MBE) in the list, which was published by the Home Office last week. They are among almost 1,200 awardees, including Olympic gold medallist Andrew Murray and fashion designer and former Spice Girl member Victoria

Beckham, who were recognised for their achievements and services in various fields, such as sport, economics, health and literature.

As Foundation Dean of the Peninsula School of Dentistry, Kay has been pivotal in establishing the first new dental school in the UK for 40 years. Among her other positions, she works as a public health academic consultant with

Public Health England and serves on the editorial boards of three dental publications, including the *British Dental Journal*. One of her recent publications is an introductory textbook for dental undergraduates, published by Wiley-Blackwell, for which she was the sole editor.

A leading dental hygienist in the UK, Murray currently manages and teaches the Foundation

Certificate in Oral Health Education at Queen Mary aimed at qualified dental nurses. Among other recognitions, she was awarded the title of “Hygienist of the Year” in 2007. She is also a regular contributor to dental journals and magazines in the UK.

Both Kay and Murray will receive their awards, along with all the other recipients, in a ceremony later this year.

Patient charge revenue deductions

By DTI

LONDON, UK: According to the British Dental Association (BDA), deductions on patient charge revenue have become a major issue for GDP when dealing with the NHS. The organisation has now reached out to members to explain their case in order to prepare a legal case against the practice.

After consultation with its lawyers, the BDA announced that there is a strong case against the legitimacy of NHS England's approach to patient charge revenue. Dentists who feel affected are requested to deliver their case through the BDA's website. These



are supposed to form the basis of a potential High Court challenge that could be worth thousands of Pounds, the organisation said.

The BDA argues that NHS England's heavy handed approach to patient charge revenue subsequently means that a high number

of dentists suffer ongoing financial losses simply for providing their patients with the necessary care.

“We've already been able to secure concessions from NHS England for the manifold failures by Capita on performer lists our members highlighted. Over 500 foundation dentists who faced having to stop working at the start of December, can now continue,” commented BDA Vice Chair Eddie Crouch.

“Claims that would have fallen foul of the two-month rule due to slow performer attachments are now being permitted. We're making progress, but there is so much more we can do,” he continued. “I urge all BDA members to raise this issue with colleagues and encourage them to share their experiences.”

Dentist is No. 1 job of 2017 in the US

By DTI

WASHINGTON, DC, USA: According to US News & World Report, which releases a list of the top 100 jobs in America every year, the profession of dentist is the best in 2017, with regard to growth potential, work-life balance and salary. Overall, health care jobs dominated the rankings.

The analysts found that, among the 100 best jobs, 52 were in a health-related field, including seven professions in dentistry. Overall, dentist ranked as the best job, followed by nurse practitioner and physician assistant.

By 2024, the employment growth in the profession of dentist is estimated at 18 per cent, amounting to about 23,300 new jobs. On average, dentists earned US\$152,700 in 2015, with the best paid earning more than US\$187,200 and the lowest paid earning less than US\$68,310.

The profession of orthodontist, which topped the list of best jobs last year, is now ranked the fifth best job in the US. Driven by increasing demand for specialised dental care, employment in the profession will grow by a forecast 18 per cent from 2014 to 2024, equivalent to about 1,500 new job openings. The median salary of an orthodontist was US\$187,200 in 2015.

At ninth place in the list of best jobs in 2017 is the profession of oral and maxillofacial surgeon, with a median salary of US\$187,200 in 2015 and a predicted employment growth rate of 18 per cent, or 1,200 new jobs, from 2014 to 2024. Oral and maxillofacial surgeon ranked third in the list of best-paying jobs in 2015, however.

The increasing demand for dental restorative work as a result of the growing aging population in the US is expected to drive growth in the dental industry in general and in the profession of prosthodontist in particular. Therefore, prosthodontist was rated the 21st best job of 2017. On average, these dental professionals earned US\$119,740 in 2015 and employment in the profession is expected to see growth of 18 per cent too, translating to 100 new jobs.

Owing to a faster average growth rate than most professions, the market for dental hygienists is booming, mainly as a result of the growing oral health awareness among consumers. The occupation was ranked the 32nd best job and employment is expected to grow by 19 per cent by 2024, with about 37,400 new job openings. The average dental hygienist in the US earned US\$72,330 in 2015.

The analysts ranked the profession of dental assistant 100 in the

list of best jobs. It is expected that more than 58,000 new jobs will open for dental assistants by 2024, translating to employment growth of 18 per cent. The median salary of a dental assistant was US\$35,980 in 2015.

US News & World Report compiled the list, taking into account

the ten-year growth volume and percentage with the projected number of openings from 2014 to 2024, the median salary, employment rate, future job prospects, stress level and work-life balance of various professions across 15 industries and businesses in the country. Data for the analysis was obtained from the Bureau of Labor Statistics.



AD

Technar loupes



Main Features

Manufactured to your specification by us, in the U.K.

Available in magnifications 2.5, 3.0, 3.5 & 4.0x

Working distance 32-55cms

Choice of frame colours and finishes

Complete with Lumibrite 2 high power illumination

light intensity greater than 31,000 lux @ 34cms.

10 hour run time on full power. Recharges in 4 hours

Limited prescriptions available.

Call 01442-890744 to book an Appointment



C&D (MICROSERVICES) LTD, UNIT 24, SILK MILL INDUSTRIAL, BROOK ST. TRING HERTS. HP23 5EF
U.K. TEL. 01442-890744 MOB. 07973218769 EMAIL: GDMICRO42@AOL.COM GDMICRO.CO.UK

Ancient dental plaque reveals dietary habits of early humans

By DTI

YORK, UK/BARCELONA, Spain: Based on their study of dental plaque from Europe's oldest hominin, scientists have concluded that the

AD

region's earliest humans did not use fire for cooking, but had a balanced raw diet of meat and plants. The research has once again demonstrated the potential of dental calculus to store dietary

and environmental information over such a long period.

Archaeologists at the University of York and the Universitat Autònoma de Barcelona examined

dental plaque from a 1.2-million-year-old hominin (*Homo* species), recovered by the Atapuerca research team in 2007 from the Sima del Elefante site in northern Spain. They extracted microfossils

to find the earliest direct evidence of food eaten by early humans. These microfossils included traces of raw animal tissue, uncooked starch granules indicating consumption of grasses, pollen grains from a species of pine, insect fragments and remains of what might have been a toothpick.

All detected fibres were uncharred, and there was no evidence showing inhalation of microcharcoal—normally a clear indicator of proximity to fire. The timing of the earliest use of fire for cooking is hotly contested, with some researchers arguing that habitual use started around 1.8 million years ago, while others suggest it was as late as 300,000 to 400,000 years ago.

Possible evidence of firemaking has been found at some very early sites in Africa. However, the lack of fire evidence at Sima del Elefante suggests that this knowledge was not carried with the earliest humans when they migrated from Africa. The earliest definitive evidence of the use of fire elsewhere is 800,000 years ago at the Spanish site of Cueva Negra and at Gesher Benot Ya'akov in Israel a short time later.

Taken together, this evidence suggests that the development of fire use occurred at some point between 800,000 and 1.2 million years ago, providing a new timeline for when the earliest humans started to cook food.

"This new timeline has significant implications in helping us to understand this period of human evolution—cooked food provides greater energy, and cooking may be linked to the rapid increases in brain size that occurred from 800,000 years ago onwards," said Dr Karen Hardy, lead author and Honorary Research Associate at the University of York and a Catalan Institution for Research and Advanced Studies research professor at the Universitat Autònoma de Barcelona.

According to Hardy, "Obtaining evidence for any aspect of hominin life at this extremely early date is very challenging. Here, we have been able to demonstrate that these earliest Europeans understood and exploited their forested environment to obtain a balanced diet 1.2 million years ago, by eating a range of different foods and combining starchy plant food with meat."

The findings correlate well with previous research that hypothesised that the timing of cooking is linked to the development of salivary amylase, which is needed to process cooked starchy food, explained Hardy. "Starchy food was an essential element in facilitating brain development, and contrary to popular belief about the 'Paleodiet', the role of starchy food in the Palaeolithic diet was significant," she said.

THERE'S MORE TO THIS...



...THAN MEETS THE EYE



REGISTER FOR YOUR FREE PLACES NOW:
ONLINE: THEDENTISTRYSHOW.CO.UK/DT



**dentistry
show**

for all that dentistry demands
12th & 13th May 2017 / NEC Birmingham

www.thedentistryshow.co.uk www.the-dts.co.uk

Co-located with



ROOTS SUMMIT 2016 held successfully

By DTI

Dubai, UAE: Two months ago, over 300 people from over 45 countries gathered at the Crowne Plaza hotel in Dubai for the 2016 ROOTS SUMMIT. For the past 15 years, the meeting has been an open and inclusive global learning forum, accessible to anyone involved in the practice of endodontic therapy. Featuring 20 distinguished speakers and a comprehensive industry exhibition, the 2016 summit was one of the most important events of last year's endodontics calendar.

According to co-chairman Stephen Jones, the audience at the 2016 ROOTS SUMMIT was the most geographically diverse in the history of the event. It saw a large number of people from the Middle East and North Africa, as well as many attendees from Europe and India. Some members even travelled to Dubai from Brazil, Chile, Australia and Paraguay.

During the promotion of the event, the organisers encouraged all dental professionals who have an interest in endodontics to attend. This resulted in not only endodontic specialists attending,

representing about half of the participants, but also in a considerable number of general dentists, oral surgeons, prosthodontists and dental students joining the meeting.

On 30 November, participants had the opportunity to attend a number of pre-congress hands-on workshops. Over the next three days, the scientifically and clinically relevant lectures, covering topics such as roots canal treatment planning, complex anatomy, clinical cases, irrigation, efficacy of treatment options and obturation, were all well attended. In addition, almost 20 companies showcased their latest products in the field of endodontics at the ROOTS SUMMIT industry exhibition.

The meeting originally started as a mailing list of a large group of endodontic enthusiasts in the 1990s, and has since 1999 evolved into organised ROOTS SUMMITS around the world. The summit has taken place in Canada, the US, Mexico (in conjunction with the Asociación Mexicana de Endodoncia), Spain, the Netherlands, Brazil and in India last year.



From left: Carlos Aznar Portoles, Roberto Cristescu, Nicola Grande, Ana Arias, David E. Jaramillo, Freddy Belliard, Ahmed Abdel Rahman Hashem, Stephen Jones, Gary Glassman, Sergio Rosler, Gianluca Plotino, Piotr Wujec, Walter Vargas Obando, Imran Cassim and Bojidar Kafelov.

Since the establishment of a dedicated Facebook group in 2012, the ROOTS SUMMIT has increased its membership from just under 1,000 participants to its current level of more than 23,000, including many global endodontic opinion leaders. Well over 100 countries are represented in the group. Members of the community engage in discussions regarding endodontic treatment, the various issues that affect the patient, prognoses, current literature, new equipment, as well as new procedures and

protocols, among others. The online community is also moderated by a volunteering group of endodontists.

In addition to this English-speaking, global ROOTS community, the Spanish-speaking global endodontic Facebook forum Endolatinos, which currently has 13,000 members, was established in 2010 from a mailing list of about 2,500 people. In 2013, Endolatinos organized the pre-congress of the Asociación Española de Endodoncia, the Spanish en-

dodontic society, and about a month ago, the Asociación allowed Endolatinos to create the scientific program for its annual meeting, which was attended by 1,300 people.

The 2016 ROOTS SUMMIT was organised in collaboration with Dental Tribune International. At the closing ceremony, the organisers already disclosed that the next meeting will be held in 2018 in the German capital of Berlin. The exact dates are still to be announced.

AD

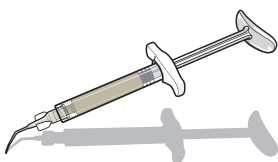
Intratubular Biomineralization

following root canal obturation with GP+Endoseal MTA

SEM image (X10,000) of cross section at 5mm level from the root apex



Simple · Smart · Safe



ENDOSEAL MTA
Mineral Trioxide Aggregate
ROOT CANAL FILLING MATERIAL

PREMIXED INJECTABLE PASTE

3g Syringe

- Simple premixed injectable paste type
- Fast setting time
- Adequate flowability
- Excellent film thickness
- Dimensional stability
- Outstanding sealing property
- Insolubility
- Tooth color
- High radiopacity
- Easy retrieval
- Antibacterial effect
- Biocompatibility
- Promoting hard-tissue formation

MTA is evolving
by MARUCHI

IDS 2017
Hall 2.1 Aisle D No:58



MARUCHI

TEL : +82-33-734-0330 help@endocem.com
www.endocem.com

Another headache for dentists

The challenges of HMRC's Making Tax Digital scheme

By Alan Suggett, UK

According to the current timetable set, HM Revenue and Customs (HMRC) new Making Tax Digital (MTD) scheme is to commence on 6 April 2018. Announced by the government two years ago, it will

present a severe headache for the majority of dentists and be yet another cost that they will have to cover.

The department has been holding consultations on the initiative, and these concluded on

7 November 2016. The aims of the scheme appear to be laudable in terms of simplifying and making the tax system more efficient. However, the dental industry will face specific challenges. Theoretically, MTD should be a positive step for all who embrace the

Internet and digital commerce, and it should be a very efficient way to streamline tax calculations and submissions. However, until dental practices routinely have regular, accurate management accounts, which currently very few have, it will simply be

yet another extra cost for most practice owners.

One of the key tenets of the scheme is the submission of quarterly updates to HMRC. This may not present much of an issue to most businesses, as they are used to paying VAT on a quarterly basis and preparing monthly management accounts. However, dentists are not registered for VAT, and even larger practices do not generally prepare monthly management accounts, and if they do, these are usually not a true representation of taxable profits, and various adjustments are required at the year end.

Practice owners usually do not have financially trained staff and use external accountants to prepare accounts under normal circumstances. In the case of associates, almost all will rely on external accounting support.

While there are fairly sophisticated software packages available that automate a large part of book-keeping and can make this less tiresome, there is a potential problem with even the best accounting software. Accounting systems gather financial transactions, so would not take into account the reduction in profits due to falling behind in UDA performance (as the practice continues to be paid the full monthly contract value) in the case of an underperforming NHS practice.

The link between the accounting software and HMRC, unless manually overridden, will simply communicate the overstated profit level for three quarters and then the final year end return will adjust the profit downwards to the correct level. HMRC has not said what it will do with the quarterly information, but the danger is that such fluctuations will lead to greater scrutiny, and the only way to make the quarterly returns more accurate (for most practices) would be to obtain help from an accounting professional, at extra cost.

Another proposal of MTD is to widen the cash basis as a method for calculating profits for tax purposes. On the surface, this may appear attractive, but owing to accounting for NHS earnings and the link between these and NHS pension contributions, a move to do this could result in significant complications in relation to tax and pensions.

Alan Suggett is a chartered accountant and partner at UNW chartered accountants, where he is head of the Dental Business Unit, which looks after more than 400 dentist clients throughout the UK. He can be contacted at alansuggett@unw.co.uk.

AD

BLANCONE

Agents and distributors
WANTED

We have reinvented teeth whitening for you!

**Immediately after your hygiene session!
Without gum protection!
In just 10 minutes!**



from
9,90 €
per treatment



Attract new clients

Fast whitening

After each dental hygiene session

BlancOne CLICK (CP 16%) - 10'



Multiply your revenue

Complete in office whitening treatment

BlancOne TOUCH (CP 16%) - 20'

BlancOne ULTRA (HP 29%) - 12'



App BlancOne PRO



Loyalise your patients

Treatment management

Patient communication

Individualised maintenance

Visit us at

**IDS
2017**

Hall 11.3
stand A-078



IDS SpA - Italy - 17100 Savona
Via Valletta San Cristoforo, 28/10
Tel. +39 019 862080 - info@idsdental.it
www.idsdental.it

www.blancone.eu

register for
FREE

- education everywhere and anytime
- live and interactive webinars
- more than 1,000 archived courses
- a focused discussion forum
- free membership
- no travel costs
- no time away from the practice
- interaction with colleagues and experts across the globe
- a growing database of scientific articles and case reports
- ADA CERP-recognized credit administration

www.DTStudyClub.com

Dental Tribune Study Club

**Join the largest
educational network
in dentistry!**

ADA C.E.R.P.® | Continuing Education
Recognition Program

ADA CERP is a service of the American Dental Association to assist dental professionals in identifying quality providers of continuing dental education. ADA CERP does not approve or endorse individual courses or instructors, nor does it imply acceptance of credit hours by boards of dentistry.

 **DT STUDY CLUB**
COURSES | DISCUSSIONS | BLOGS | MENTORING

dti | Dental
Tribune
International